

MONTHLY SCHOOL BOARD FINANCIAL REPORT

Ashland School District No. 5

Financial Data through the Month Ending October 31, 2025



November 13, 2025
Board Meeting

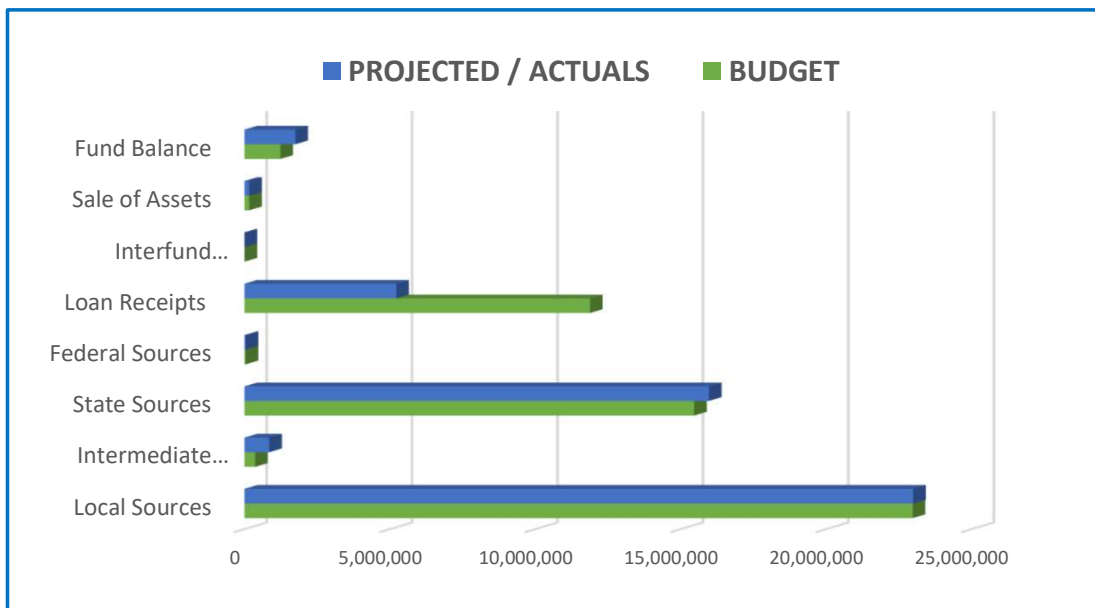
Presented By: Sherry Ely, Director of Business Services

2025.2026 GENERAL FUND (100)

REVENUE

Financial Data Ending October 31, 2025

REVENUE SOURCES BY FUNCTION		BUDGET	PROJECTED / ACTUALS	(Over)/Under Budget
Local Sources	1000	22,974,370.00	22,992,028.62	(17,658.62)
Intermediate Sources	2000	365,000.00	850,000.00	(485,000.00)
State Sources	3000	15,459,445.00	15,967,822.28	(508,377.28)
Federal Sources	4000	40,000.00	40,000.00	0.00
Loan Receipts	5150	11,880,000.00	5,220,000.00	6,660,000.00
Interfund Transfers	5200	0.00	0.00	0.00
Sale of Assets	5300	160,000.00	160,000.00	0.00
Fund Balance	5400	1,235,405.00	1,750,000.00	(514,595.00)
		52,114,220.00	46,979,850.90	5,134,369.10



NOTES

REVENUE: Our latest ODE estimate did reduce the amount we were anticipating - I don't think this will be the last estimate we see from ODE given the uncertainties at the federal level which is impacting Oregon's overall economic growth. Local sources - we are seeing a little bit of an increase partly due to a \$3,000 donation from the National Philanthropic Trust - there was no information with the check - so one assumption would be that it is a result of the Kelly Clarkson show. The additional increase is from Property Taxes and the YAAL - so will keep an eye on that in case I need to make any adjustments with ODE if the collections look like they are coming in significantly higher once we get the bulk of the November collections in.

Local Sources Include: Property Taxes, Reimbursements, Fees, and other Misc. Revenue.

Intermediate Sources Include: Flowthrough from ESD.

Federal Sources include: Federal Forest Fees

Sale of Assets include: Payment for the Sale of Briscoe

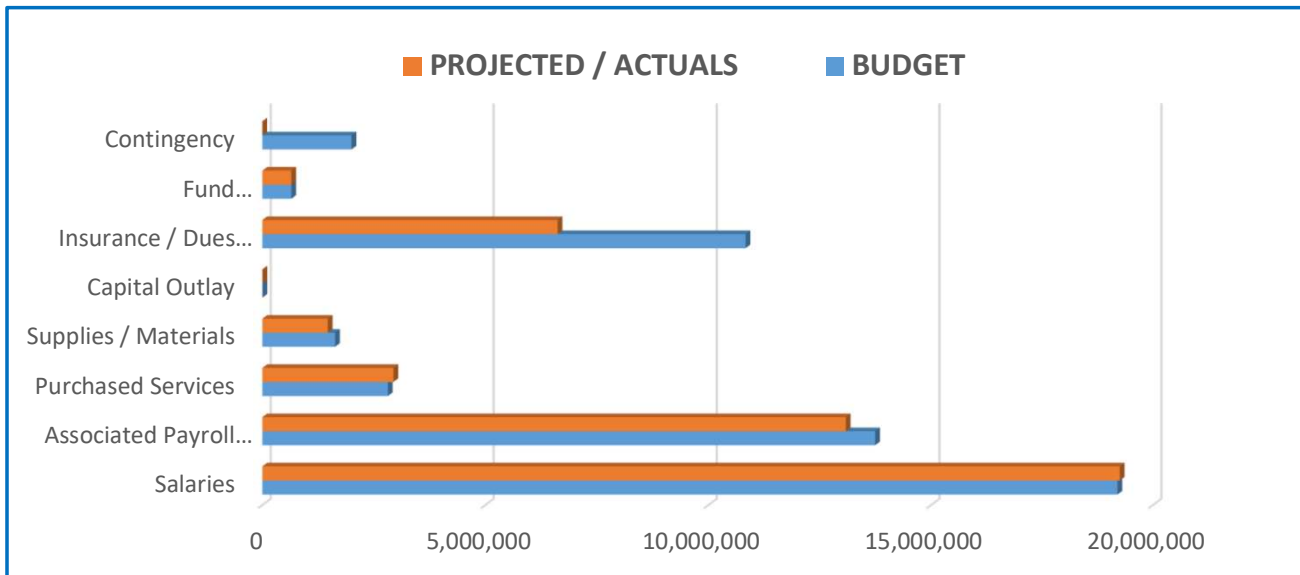
Source	2025.2026 Budget	Actual YTD Rev. 10.31.2025	Projected through 06.30.2026	Total Estimated 2025.2026	(Over)/Under Budget	Actual YTD Rev. 06.30.2025	2024.2025 Budget	(Over)/Under Budget
SSF Funding								
1111 Current Year Property Taxes	17,000,000	220,334	16,847,519	17,067,852	(67,852)	16,685,098	17,475,000	789,902
1112 Delinquent Property Tax	-	-	-	-	-	-	-	-
1190 Penalties & Interest on Taxes	9,500	238	8,282	8,520		10,280		(10,280)
3101 State School Support Funds	15,101,626	6,508,017	9,101,510	15,609,527	(507,901)	14,832,002	14,004,000	(828,002)
3101 SSF - Due to ODE		-	-	-	-			-
3103 Common School Fund	357,819	-	358,296	358,296	(477)	348,739	354,000	5,261
Total SSF Funding	32,468,945	6,728,589	26,315,606	33,044,195	(576,230)	31,876,119	31,833,000	(43,119)
								-
Total SSF Revenue	\$ 32,468,945	\$ 6,728,589	\$ 26,315,606	\$ 33,044,195	\$ (576,230)	\$ 31,876,119	31,833,000	(43,119)
Non State School Support Formula Sources								
Local Sources								
1120 Local Option	4,800,000	60,560	4,758,738	4,819,298	(19,298)	4,717,915	5,200,000	482,085
1123 Local Option Penalties & Interest	2,700	68	2,356	2,423	277	2,912		(2,912)
1311 and 1312 Tuition	50,000	-	50,000	50,000	(0)	43,044	50,000	6,956
1412 Transportation Fees	17,500	-	13,022	13,022	4,478	18,684	25,000	6,316
1510 Earnings on Investments	750,000	91,558	644,500	736,058	13,942	660,557	900,000	239,443
1740 Fees	1,200	600	396	996	204	2,010	-	(2,010)
1910 Rentals	18,320	30,585	18,320	48,905	(30,585)	34,736	75,000	40,265
1920 Donations from Private Sources	25,100	18,853	25,099	43,952	(18,852)	907,657	25,000	(882,657)
1940 Serv Provided to Other districts	20,000	2,500	13,259	15,759	4,241	6,385	25,000	18,615
1960 Recovery of Prior Year Expenditures	15,000	9,949	10,000	19,949	(4,949)	14,747	10,000	(4,747)
1980 Fees Charged to Grants	150,000	-	105,127	105,127	44,873	139,797	300,000	160,203
1990 Miscellaneous Local Revenue	115,050	37,594	22,572	60,166	54,884	119,056	100,000	(19,056)
Total Non Formula Local Sources	5,964,870	252,267	5,663,389	5,915,656		6,667,498	6,710,000	42,502
							-	-
Intermediate Sources								-
2199 - Other Inter. Sources	365,000	-	850,000	850,000		819,410	800,000	(19,410)
Total Intermediate Sources	365,000	-	850,000	850,000	-	819,410	800,000	(19,410)
								-
State/Federal Sources								-
3299 Rest. From state	-	-	-	-		-	150,000	150,000
4700 Federal Rev	10,000	-	10,000	10,000			10,000	10,000
4801 Federal Forest	30,000	-	30,000	30,000		40,000	30,000	(10,000)
Total State/Federal Sources	40,000	-	40,000	40,000	-	40,000	190,000	150,000
								-
Other Sources							-	-
5150 Loan Receipts	11,880,000		5,220,000	5,220,000		2,124,188		
5300 Sale/Loss of Fixed Assets	160,000	-	160,000	160,000	-	160,000	160,000	-
5400 Beginning Fund Balance	1,235,405	-		1,750,000	(514,595)	(2,004,188)	1,000,000	3,004,188
Total Other Sources	13,275,405	-	160,000	7,130,000	(514,595)	280,000	1,160,000	880,000
		-					-	-
Total Non SSF Revenue	\$ 19,645,275	\$ 252,267	\$ 6,713,389	\$ 13,935,656	\$ (514,595)	\$ 7,806,908	\$ 8,860,000	1,053,092
								-
Total Resources	\$ 52,114,220	\$ 6,980,856	\$ 33,028,994	\$ 46,979,851	\$ 5,134,369	\$ 39,683,027	\$ 40,693,000	1,009,973
						\$ 39,683,022		
				\$ 44,018,794			Estimated 24.25 EFB	1,458,426
			Estimated Ending Fund Balance	\$ 2,961,057				

2025.2026 GENERAL FUND (100)

EXPENSES

Financial Data Ending October 31, 2025

EXPENSES BY OBJECT		BUDGET	PROJECTED / ACTUALS	(Over)/Under Budget
Salaries	100	19,201,356.00	19,251,025.20	(49,669.20)
Associated Payroll Costs	200	13,739,894.00	13,082,690.59	657,203.41
Purchased Services	300	2,815,114.00	2,939,804.06	(124,690.06)
Supplies / Materials	400	1,631,221.00	1,467,387.68	163,833.32
Capital Outlay	500	6,000.00	6,000.00	0.00
Insurance / Dues / Fees/Loan Pmnt	600	10,835,182.00	6,621,886.44	4,213,295.56
Fund Transfers/Flow Thru	700	650,000.00	650,000.00	0.00
Contingency	800	2,000,000.00	0.00	2,000,000.00
		50,878,767.00	44,018,793.97	6,859,973.03



NOTES

EXPENSE: Our expenditures have not varied much from what was reported at the October meeting. We have seen some increases in our Salaries, Purchased Services, and Supplies and Materials category over what we were anticipating at the last report. The salary increase is due to where Extra Duty contracts are coming in at - I am doing some more analysis on this to ensure that what we are projecting going forward is accurate. For Purchased Services - the increase in is Water and Sewer where we saw a dramatic increase in September and October - we are looking into that to see if there is potentially an error at the City. Also - there is a projected increase over budget in our Health Services category - also looking into this as I may need to adjust our subsequent month projections if bills came in earlier than anticipated. I updated the Debt Service June payment projection to reflect a 7 year amortization period as I am reasonably confident we will be able to secure terms for that length of time. We are still holding pretty steady with an EFB at \$2.96 million which is 6.73% - a little bit lower than projected at the last meeting. I also wanted to give you a brief Audit update - there are a lot of moving parts due to what had occurred during the 23.24 audit - so there may be some adjustments that affect our 25.26 General Fund beginning fund balance once they sort that all out.

	2025.2026	Actual YTD EXP	Projected through	Total Estimated		%			
	Budget	10.30.2025	06.30.2026	2025.2026	(Over)/ Under Budget	Committed	2024.2025 Budget	2024.2025 YTD Expense	(Over)/Under Budget
Instruction									
1111 Elementary, K-5 or K-6	6,128,132.00	990,045.54	4,908,500.95	5,898,546.49	229,585.51	0.96	6,538,879.78	6,372,853.06	166,026.72
1113 Elementary Extracurricular	9,058.00	455.06	8,602.94	9,058.00			5,486.80	10,164.13	-4,677.33
1121 Middle/Junior High Programs	3,505,613.00	626,720.49	3,032,333.69	3,479,054.18	26,558.82	0.99	4,073,027.82	3,883,237.01	189,790.81
1122 Middle/Junior High School Extracurricular	261,926.00	72,338.64	152,632.18	224,970.82	36,955.18	0.86	250,512.57	237,170.30	13,342.27
1131 High School Programs	5,568,609.00	912,463.08	4,569,772.50	5,482,235.58	86,373.42	0.98	5,378,092.35	5,017,450.91	360,641.44
1132 High School Extracurricular	945,412.00	272,718.27	672,693.73	945,412.00	0.00	1.00	1,001,075.58	789,165.23	211,910.35
1210 Programs for the Talented and Gifted	3,570.00	363.31	4,865.11	5,228.42	-1,658.42	1.46	11,871.50	8,933.85	2,937.65
1220 Restrictive Pgms for Students w/Disabilities	84,405.00	5,204.13	20,813.73	26,017.86	58,387.14	0.31	77,941.05	65,487.33	12,453.72
1227 Extended School Year	480.00	0.00	480.00	480.00			5,000.00	2,961.46	2,038.54
1250 Programs for Students w/Severe Disabilities	3,769,521.00	639,775.20	3,120,281.03	3,715,056.23	54,464.77	0.99	4,250,889.56	3,741,598.91	509,290.65
1280 Alternative Education	1,718,133.00	321,176.28	1,497,935.39	1,699,111.67	19,021.33	0.99	1,695,037.18	1,630,659.77	64,377.41
1291 English Second Language Programs	300,404.00	21,733.01	255,373.38	277,106.39	23,297.61	0.92	144,493.32	124,504.85	19,988.47
1400 Summer School		30,028.47	0.00	30,028.47	-30,028.47			2,477.39	
Total Instruction	22,295,263.00	3,893,021.48	18,244,284.63	21,792,306.11	502,956.89		23,432,307.51	21,886,664.20	1,545,643.31
	22,295,263.00	3,893,021.48	18,244,284.63	21,762,277.64					
Support Services									
2110 Attendance and Social Work Services	68,188.00	17,465.59	46,693.00	64,158.59	4,029.41	0.94	60,641.00	60,306.77	334.23
2115 Student Safety	0.00	0.00	0.00	0.00	0.00		0.00	0.00	0.00
2120 Guidance Services	843,276.00	134,604.47	699,681.39	809,285.86	33,990.14	0.96	815,859.32	744,028.35	71,830.97
2130 Health Services	474,530.00	56,395.18	393,760.59	450,155.77	24,374.23	0.95	307,844.00	157,413.67	150,430.33
2140 Psychological Services	117,612.00	0.00	117,612.00	117,612.00	0.00	1.00	251,481.64	154.00	251,327.64
2150 Speech Pathology and Audiology Services	276,911.00	97,983.04	172,223.24	220,206.28	56,704.72	0.80	443,149.54	552,920.96	-109,771.42
2190 Service Directions, Student Support Svcs	520,690.00	145,491.27	350,080.43	470,571.70	50,118.30	0.90	421,685.00	492,578.18	-70,893.18
2210 Improvement of Instruction Services	116,089.00	39,045.54	74,328.92	83,288.02	32,800.98	0.72	109,473.27	167,697.88	-58,224.61
2220 Library/Media Center	269,676.00	64,891.32	189,331.66	244,222.98	25,453.02	0.91	295,932.60	262,994.95	32,937.65
2230 Assessment and Testing	86,850.00	853.05	85,996.95	86,850.00	0.00	1.00	8,150.00	202,446.74	-194,296.74
2240 Staff Development	22,773.00	10,814.00	11,959.00	22,773.00	0.00	1.00	59,565.00	18,109.54	41,455.46
2310 Board of Education	221,555.00	142,356.38	79,198.62	184,055.00	37,500.00	0.83	200,218.00	280,040.98	-79,822.98
2320 Office of the Superintendent Services	469,851.00	155,403.20	286,728.96	442,132.16	27,718.84	0.94	460,535.82	469,399.80	-8,863.98
2410 Office of the Principal Services	3,089,689.00	959,643.37	1,909,479.67	3,044,123.04	45,565.96	0.99	3,249,747.11	3,008,375.55	241,371.56
2490 Other Support Services—School Administration	143,729.00	0.00	143,729.00	143,729.00	0.00		900.00	129,227.87	-128,327.87
2520 Fiscal Services	690,003.00	297,677.74	391,125.40	688,803.14	1,199.86	1.00	698,011.86	847,082.37	-149,070.51
2540 Maintenance	4,217,104.00	1,721,583.30	2,470,868.32	4,042,451.62	174,652.38		4,285,988.28	4,209,493.92	76,494.36
2543 Care and Upkeep of Grounds Services	22,000.00	13,226.18	8,773.82	22,000.00	0.00	1.00	39,000.00	35,880.03	3,119.97
2550 Student Transportation Services	1,190,376.00	313,788.26	840,233.75	1,154,022.01	36,353.99	0.97	1,212,285.73	1,437,419.46	-225,133.73
2640 Staff Services	493,855.00	141,540.91	326,054.12	467,595.03	26,259.97	0.95	406,257.66	324,169.99	82,087.67
2660 Technology Services	2,061,443.00	760,427.42	1,278,411.62	1,888,839.04	172,603.96	0.92	2,130,579.93	2,111,429.84	19,150.09
2700 Supplemental Retirement	317,304.00	110,011.50	197,715.68	307,727.18	9,576.82		283,386.41	326,766.16	-43,379.75
Total Support Services	15,713,504.00	5,183,201.72	10,073,986.14	14,954,601.42	758,902.58		15,740,692.17	15,837,937.01	-97,244.84
	15,713,504.00	5,183,201.72	10,073,986.14	14,954,601.42	758,902.58	15,257,187.86			
Community Services									
3300 Welfare Activities Services	0.00	0.00	0.00	0.00			5,000.00	0.00	
Total Community Services	0.00	0.00	0.00	0.00	0.00	0.00	5,000.00	0.00	5,000.00
Other Requirements									
5120 Short Term Debt Service	10,220,000.00		6,621,886.44	6,621,886.44	3,598,113.56				
5200 Transfers of Funds	650,000.00	0.00	650,000.00	650,000.00	0.00	1.00	500,000.00	500,000.00	0.00
		0.00	0.00	0.00	0.00		15,000.00		15,000.00
6000 Contingency	2,000,000.00	0.00	0.00	0.00	2,000,000.00	1.00	1,000,000.00	0.00	1,000,000.00
7000 Unappropriated Ending Fund Balance	1,235,453.00	0.00	0.00	0.00	1,235,453.00	1.00	0.00	0.00	0.00
Total Other Requirements	14,105,453.00	0.00	7,271,886.44	7,271,886.44	3,235,453.00		1,515,000.00	500,000.00	1,015,000.00
		0.00							
Total Requirements	52,114,220.00	9,076,223.20	35,590,157.21	44,018,793.97	8,095,426.03		40,692,999.68	38,224,601.21	2,468,398.47

Ashland School District_Appropriations

General Fund (100)	Appropriations	YTD	Encumbrances	Totals	Resolutions	(Over)/Under Budget
1000 Instruction	\$ 22,295,263.00	\$ 3,893,021.48	\$ 18,244,284.63	\$ 22,137,306.11	\$ -	\$ 157,956.89
2000 Support Services	\$ 15,713,504.00	\$ 5,183,201.72	\$ 10,073,986.14	\$ 15,257,187.86	\$ -	\$ 456,316.14
3000 Community Services	\$ -	\$ -	\$ -	\$ -	\$ -	\$ -
5120 Short Term Debt Service	\$ 10,220,000.00	\$ -	\$ 6,621,886.44	\$ 6,621,886.44	\$ -	\$ 3,598,113.56
5200 Transfers	\$ 650,000.00	\$ -	\$ 650,000.00	\$ 650,000.00	\$ -	\$ -
6000 Contingency	\$ 2,000,000.00	\$ -	\$ -	\$ -	\$ -	\$ 2,000,000.00
Sub Total	\$ 50,878,767.00	\$ 9,076,223.20	\$ 35,590,157.21	\$ 44,666,380.41	\$ -	\$ 6,212,386.59
7000 Unappropriated EFB	\$ 1,235,453.00	\$ -	\$ -	\$ -	\$ -	\$ 1,235,453.00
Donations Fund Raising (105)						
1000 Instruction	\$ 412,948.00	\$ 78,849.00	\$ 5,478.00	\$ 84,327.00	\$ -	\$ 328,621.00
2000 Support Services	\$ 11,990.00	\$ 2,218.00	\$ 1,125.00	\$ 3,343.00	\$ -	\$ 8,647.00
3000 Community Services	\$ 4,900.00	\$ -	\$ -	\$ -	\$ -	\$ 4,900.00
	\$ 429,838.00	\$ 81,067.00	\$ 6,603.00	\$ 87,670.00	\$ -	\$ 342,168.00
Class Fees (110)						
1000 Instruction	\$ 260,046.00	\$ 15,597.00	\$ 226.48	\$ 15,823.48	\$ -	\$ 244,222.52
2000 Support Services	\$ 28,324.00	\$ -	\$ -	\$ -	\$ -	\$ 28,324.00
3000 Community Services	\$ -	\$ -	\$ -	\$ -	\$ -	\$ -
	\$ 288,370.00	\$ 15,597.00	\$ 226.48	\$ 15,823.48	\$ -	\$ 272,546.52
Special Revenue Funds						
1000 Instruction	\$ 3,709,448.00	\$ 498,029.00	\$ 2,106,584.00	\$ 2,604,613.00	\$ -	\$ 1,104,835.00
2000 Support Services	\$ 2,388,745.00	\$ 396,849.00	\$ 1,532,500.00	\$ 1,929,349.00	\$ -	\$ 459,396.00
3000 Community Services	\$ 1,283,100.00	\$ 349,787.00	\$ 828,958.00	\$ 1,178,745.00	\$ -	\$ 104,355.00
4000 Facility Acquisition	\$ 40,000.00	\$ -	\$ -	\$ -	\$ -	\$ 40,000.00
5200 Transfers	\$ -	\$ -	\$ -	\$ -	\$ -	\$ -
5300 Approtationment of funds	\$ -	\$ -	\$ -	\$ -	\$ -	\$ -
Sub Total	\$ 7,421,293.00	\$ 1,244,665.00	\$ 4,468,042.00	\$ 5,712,707.00	\$ -	\$ 1,708,586.00
Debt Service (301)						
5100 Debt Service	\$ 8,480,400.00	\$ -	\$ 8,480,400.00	\$ 8,480,400.00	\$ -	\$ -
Sub Total	\$ 8,480,400.00	\$ -	\$ 8,480,400.00	\$ 8,480,400.00	\$ -	\$ -
Facilities (400)						
2000 Support Services	\$ 396,515.00	\$ 17,761.00	\$ 20,682.00	\$ 38,443.00	\$ -	\$ 358,072.00
4000 Facilities Acquisition	\$ 7,065,009.00	\$ 1,221,544.00	\$ 1,371,470.00	\$ 2,593,014.00	\$ -	\$ 4,471,995.00
6000 Contingencies	\$ 3,000,000.00	\$ -	\$ -	\$ -	\$ -	\$ 3,000,000.00
Sub Total	\$ 10,461,524.00	\$ 1,239,305.00	\$ 1,392,152.00	\$ 2,631,457.00	\$ -	\$ 7,830,067.00

Ashland School District_Appropriations

Internal Service Funds (600)

2000 Support Services	\$ 10,342,014.00	\$ 2,514,227.00	\$ 4,626,374.00	\$ 7,140,601.00	\$ -	\$ 3,201,413.00
5200 Transfers	\$ 25,000.00	\$ -	\$ 25,000.00	\$ 25,000.00	\$ -	\$ -
6000 Contingencies	\$ 859,650.00	\$ -	\$ -	\$ -	\$ -	\$ 859,650.00
Sub Total	\$ 11,226,664.00	\$ 2,514,227.00	\$ 4,651,374.00	\$ 7,165,601.00	\$ -	\$ 4,061,063.00

Trust & Agency Funds (700)

1000 Instruction	\$ -	\$ -	\$ -	\$ -	\$ -	\$ -
2000 Support Services	\$ -	\$ -	\$ -	\$ -	\$ -	\$ -
3000 Community Services	\$ 285,000.00	\$ 164,750.00	\$ 1,000.00	\$ 165,750.00	\$ -	\$ 119,250.00
6000 Contingency	\$ -	\$ -	\$ -	\$ -	\$ -	\$ -
Sub Total	\$ 285,000.00	\$ 164,750.00	\$ 1,000.00	\$ 165,750.00	\$ -	\$ 119,250.00
7000 Unappropriated EFB	\$ 13,750.00	\$ -			\$ -	

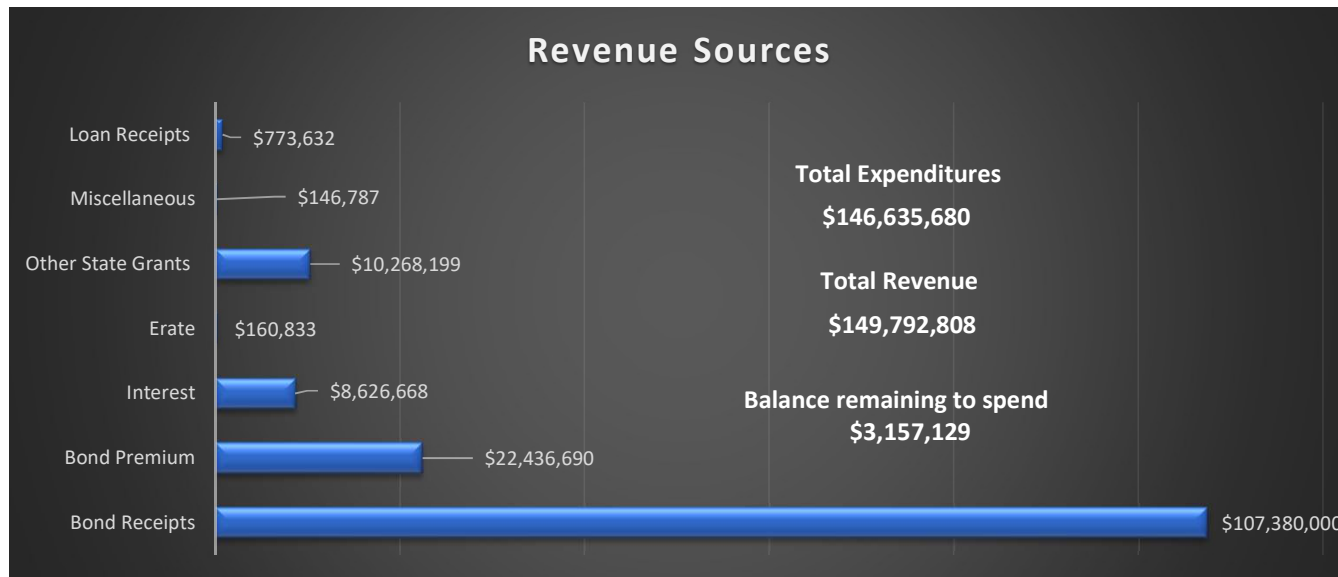
Total Appropriations	\$ 89,471,856.00	\$ 14,335,834.20	\$ 54,589,954.69	\$ 68,925,788.89	\$ -	\$ 20,546,067.11
Total Unappropriated	\$ 1,249,203.00	\$ -	\$ -	\$ -	\$ -	\$ 1,249,203.00
TOTAL	\$ 90,721,059.00	\$ 14,335,834.20	\$ 54,589,954.69	\$ 68,925,788.89	\$ -	\$ 21,795,270.11

Fund	Description	7/1/2025 Budgeted Beginning Fund Balance*	Accounts Receivable	Budget Rev	Total Revenue	Budg Exp	Actual Grant Award	YTD Revenue	YTD Expenditures	Encumbrances	Balance as of 6/30/26
200	Special Revenue Funds	-		800,000	800,000	800,000		-	-	-	-
201	Southern Promise Grant	953		-	-	-		-	-	-	953
203	Staff Health Center	1,305		13,602	14,907	14,527		-	604	-	701
205	SOU (NSF Prime) Grant	5,767		-	5,767	-		-	-	-	5,767
206	ODE CTE Program Grants		3,732	-	3,732			-	3,732	-	(0)
207	SOESD - SOREN	-		-	-	-		-	-	-	-
208	TAP Grants (ODE)	-		-	-	-		-	-	-	-
209	Ashland Community Health Intern Grant	17,992		-	17,992			-	7,615	-	10,378
210	SPED Miscellaneous Grants	-	-	-	-			-	-	-	-
211	Title III via SOESD	-	908	5,000	5,908	5,000		-	454	454	0
213	Helman Sorooptimist Grant	155		-	155			-	-	-	155
214	Title IV-A	-	26,703	62,149	88,852	62,149	52,407	-	-	79,110	0
220	Elis Grant	-		7,600	7,600	7,600		-	-	-	-
221	Title I-A	-	-	711,483	711,483	711,483	683,533	-	94,335	375,194	214,004
222	Title II A	-		98,641	98,641	98,641	89,349	-	41,301	11,374	36,674
229	IDEA	2,844	360,604	470,026	833,474	470,026	442,815	5,146	131,281	674,982	0
251	Student Investment Account	-		2,507,495	2,507,495	2,507,495	2,507,495	219,279	428,190	2,048,424	30,881
252	Measure 98	-		756,062	756,062	756,062	730,879	-	113,500	497,265	120,114
256	Farm to Education	-		25,000	25,000	25,000	25,000	-	590	-	24,410
262	BAASS	-		3,055	3,055	3,055		-	-	-	-
266	AMS Student Body	-		-	-	-		-	-	-	-
267	AHS Student Body Account	89,752		-	89,752	-		-	2,607	750	86,395
270	Early Literacy Success	-		-	-		157,438	-	8,769	17,089	131,580
274	E-rate Funds	13,851		-	13,851			-	-	-	13,851
276	Equipment Replacement Fund	26,001		-	26,001			-	2,899	-	23,103
277	Transportation Fund	-	185,000	185,000	370,000	185,000		-	13,500	160,000	11,500
280	Senate Bill 1149	17,845		6,000	23,845	21,000	-	533	-	-	17,845
282	ASPIRE Partnership Grant	10,441		-	10,441	14,441		-	-	-	10,441
283	AHS Dual Credit - ASF Support	5,000		-	5,000			-	-	-	5,000
285	Fast Forward Fund	6,860		-	6,860	6,900		-	1,714	-	5,146
286	ASF - Strings, Band, Orchestra	-		-	-			-	-	-	-
287	Fee Fund	7,632		-	7,632	-		-	-	-	7,632
288	Technology Fund	24,682		-	24,682	-		-	-	-	24,682
289	Class of 1958 (Fee Fund-OCF)	7,564		-	7,564	-		-	-	-	7,564
290	OSU Outdoor School Program	-		125,000	125,000	125,000	83,362	-	33,540	49,822	-
291	Ashland Schools Foundation	44,120		150,000	194,120	198,083		-	7,854	5,872	30,394
292	Affinity Group Funding	5,661	5,528	-	11,189	-		-	3,054	8,135	(0)
294	Technology Infusion/Ashland Rotary-Walker School	341		-	341	-		-	-	-	341
295	Contributions/Donations	38,669		-	38,669	34,592		-	600	-	38,069
296	AHAA Grants	1,168		-	1,168	-		-	-	-	1,168
297	OEA Choice Trust Wellness Program	294		25,000	25,294	50,000		-	55	-	239
298	LGBTQ2SIA Consortium	23,389		15,000	38,389	37,033		-	772	-	22,617
299	Nutrition Services	163,170	1,012,375	1,270,000	2,445,545	1,270,000		274,820	346,587	828,958	0
		-		-	-	-					-
		-		-	-	-					-
	Grand Total	\$ 515,457	\$ 1,594,850	7,236,113	9,346,420	7,403,087	\$ 4,772,278	\$ 499,778	\$ 1,243,553	\$ 4,757,428	881,604

Ashland School District No.5
Expenditures and Revenues
As of October 31, 2025

Requirements	2025.2026	2024.2025	2023.2024	2022.2023	2021.2022	2020.2021	2019.2020	2018.2019	Total
Expense - as of 10.31.2025	\$ 1,171,310	\$ 17,033,448	\$ 16,624,822	\$ 33,781,961	\$ 51,686,204	\$ 21,371,674	\$ 4,151,600	\$ 814,661	\$ 146,635,680

Resources	2025.2026 - Anticipated	2024.2025	2023.2024	2022.2023	2021.2022	2020.2021	2019.2020	2018.2019	Total
Bond Receipts								\$ 107,380,000	\$ 107,380,000
Bond Premium								\$ 22,436,690	\$ 22,436,690
Interest	\$ 50,000	\$ 200,232	\$ 952,119	\$ 1,052,072	\$ 2,470,242	\$ 544,891	\$ 3,357,112		\$ 8,626,668
Erate				\$ 3,132	\$ 55,855	\$ 101,846			\$ 160,833
Other State Grants	\$ 2,201,515	\$ 1,340,803	\$ 2,517,122	\$ 1,310,733	\$ 2,498,026	\$ 400,000			\$ 10,268,199
Miscellaneous		\$ 42,499	\$ 104,288						\$ 146,787
Loan Receipts	\$ -	\$ 773,632							\$ 773,632
	\$ 2,251,515	\$ 2,357,165	\$ 3,573,529	\$ 2,365,937	\$ 5,024,123	\$ 1,046,737	\$ 3,357,112	\$ 129,816,690	\$ 149,792,808



NOTE: We are working with HMK, our Project Manager to confirm the balance remaining to spend.