



ONE91
 Burnsville · Eagan · Savage



**W
 E
 A**



**2019-2020
 World's Best Workforce
 Achievement &
 Integration
 Progress Report**

December 10, 2020

Imina Oftedahl, Director of Curriculum, Instruction & Assessment

Future Ready. Community Strong.

Goals

Share summary of the 2019-20 Combined World's Best Work Force (WBWF) and Achievement & Integration (A&I) Progress Report

Goals

- Ready For Kindergarten
- Reading Proficiency in Grade 3
- Close Achievement Gaps Among All Groups
- Career & College Ready by Graduation
- All Students Graduate

WBWF - Kindergarten Readiness



Goal: Increase percentage of incoming kindergartners meeting or exceeding benchmark on Letter Name Fluency fall assessment from 49.8% to 51.0%

Results: 40.8% of incoming kindergartners met fall benchmark

A&I-Kindergarten Readiness

Percentage of racially and economically diverse incoming kindergartners meeting or exceeding benchmark on Letter Name Fluency (LNF) fall assessment will increase in fall 2019

Goal: All Black, Indigenous, People of Color (BIPOC) 50% to 53%

Result: 52%

Goal: Free/Reduced Meal Program (FRP) eligible 34% to 43%

Result: 36%

Goal: American Indian 25% to 44%

Result: 20% (n=5)

Goal: Latinx 17% to 29%

Result: 13%



WBWF-Reading Proficiency in Grade 3

Goal: Increase percentage of grade 3 students meeting or exceeding grade level proficiency on the spring 2020 Minnesota Comprehensive Assessment (MCA) from 44.2% to 65.8%

Results: Unable to report
- test not administered



A&I-Reading Proficiency in Grade 3

Percentage of racially and economically diverse grade 3 students meeting benchmark on Oral Reading Fluency (ORF) will increase in spring 2020

Goal: FRP eligible 36% to 59%

Goal: American Indian 100% (n=1) to 34%

Goal: Asian 58% to 67%

Goal: Black 52% to 54%

Goal: Latinx 17% to 45%



Result: Unable to report - test not administered

WBWF-Reduce Achievement Gap

Goal: Reduce the gap between white students and students of color on the spring reading MCA from 27.3% to 18.5%

Goal: Reduce the gap between students eligible for FRP with student not eligible on the spring reading MCA from 31.4% to 22.8%

Results: Unable to report - test not administered

WBWF-College and Career Readiness

Goal: Increase the mean composite score for all grade 11 students on the ACT from 20.5 to 20.9



Results: Unable to report - test not administered

A&I-College and Career Readiness

Goal: The mean composite ACT score for students enrolled in AVID will increase .5 points each year from 2016 to 2020 (21.3)

2016-17	19.2
2017-18	18.1
2018-19	19.1

Results: Unable to report - test not administered

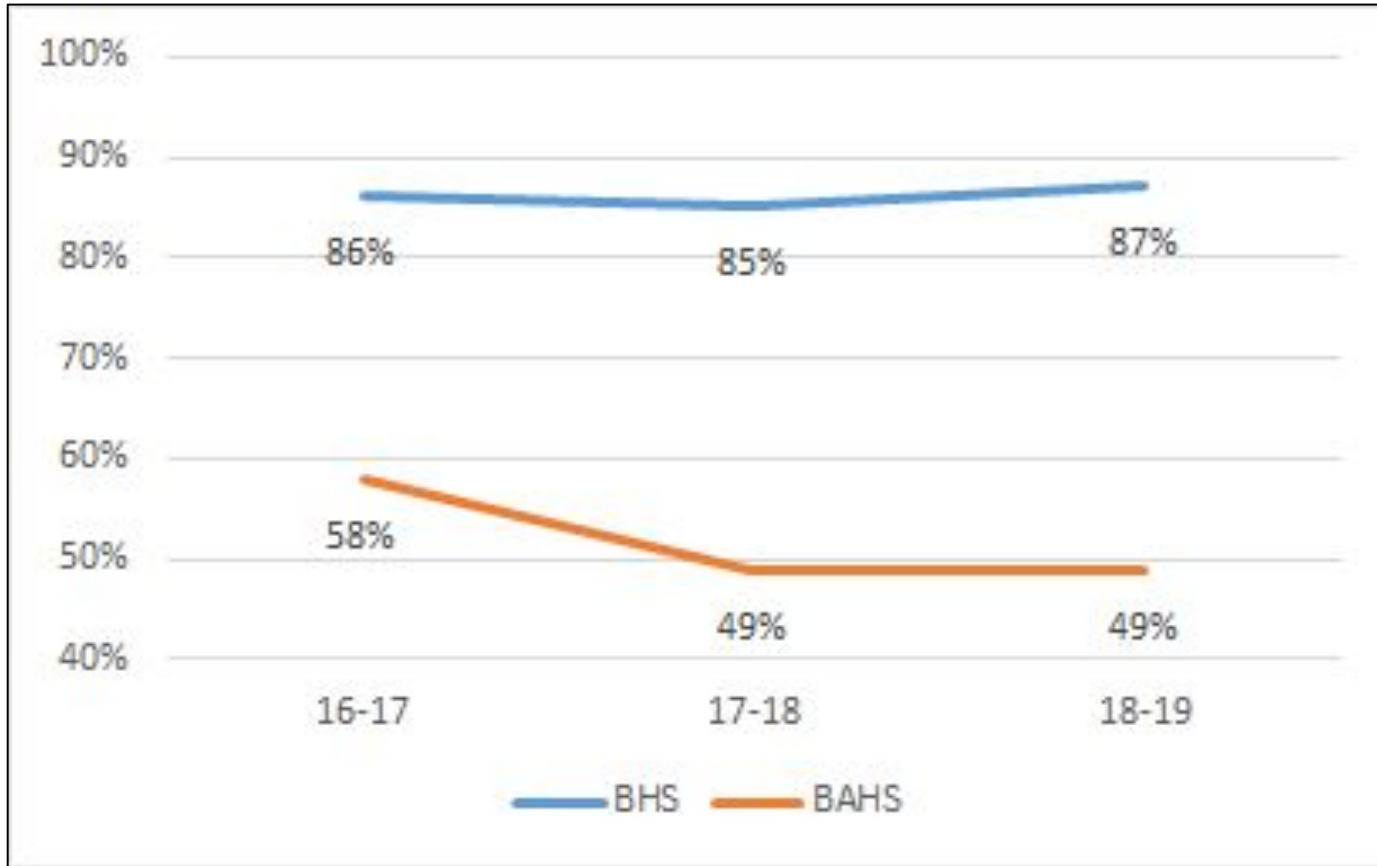
WBWF-All Students Graduate



Goal: Increase the four-year graduation rate for Burnsville High School from 85.3% to 90.0%

Result:
2018-19 - 86.8%

Four-Year Graduation Rate



A&I-All Students Graduate

Increase the four-year graduation rate at Burnsville High School for American Indian, Black or African American, and Latinx students in spring 2019

Goal: American Indian students 64.3% to 72%

Result: 60% (n=5)

Goal: Latinx students 64.3% to 72%

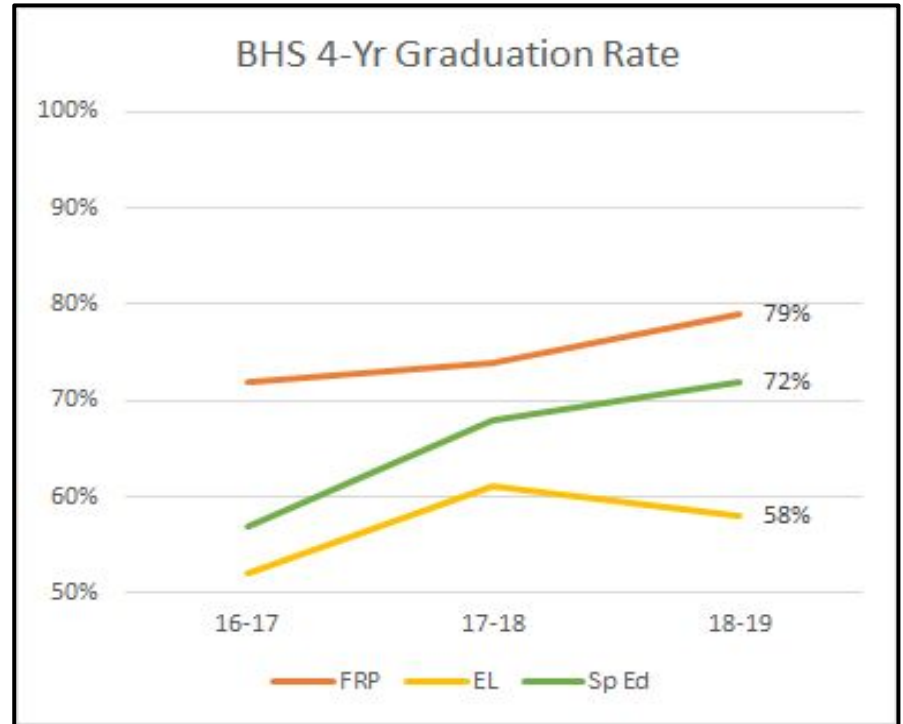
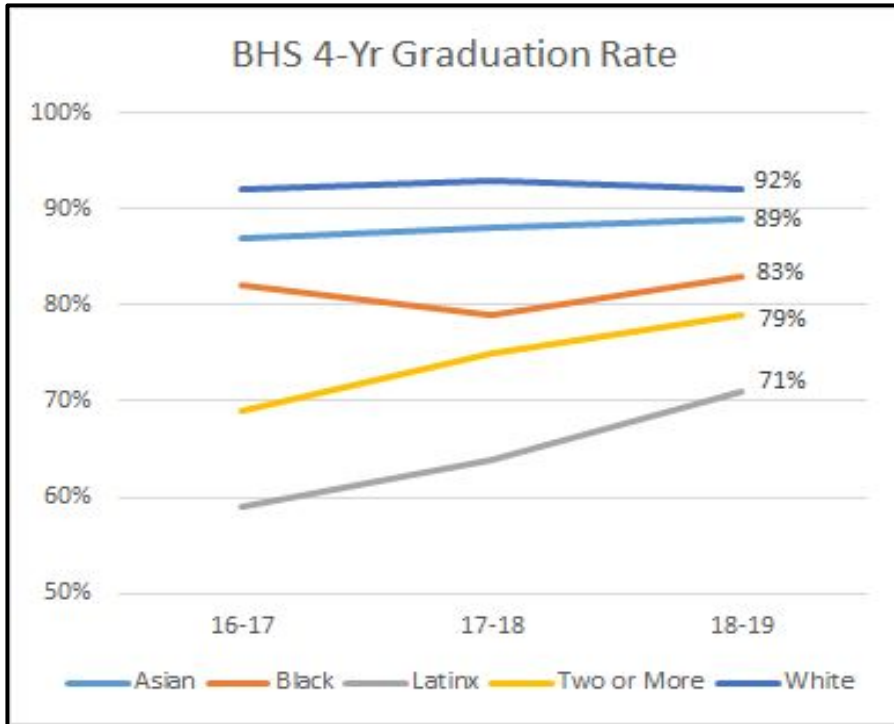
Result: 71%

Goal: Black or African American students 78.8% to 82.0%
(Plan target-77%)

Results: 83%



4-Year Graduation Rates



	Graduate	Continue	Drop Out	Unknown
BAHS	49%	35%	9%	8%
	56	40	10	9
BHS	87%	9%	4%	1%
	495	49	20	6

WBWF - A&I Progress Report



Imina Oftedahl, Director of Curriculum, Instruction & Assessment
ioftedahl@isd191.org