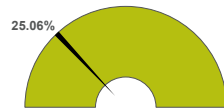


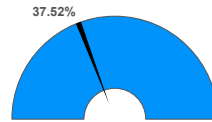
## General Fund | Dashboard Summary

For the Period Ending November 30, 2019

Projected Year End Fund Balance  
as % of Budgeted Revenues

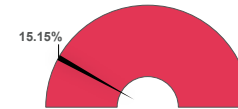


Actual YTD Revenues



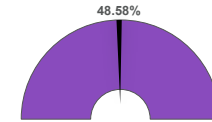
Projected YTD Revenues  
60.69%

Actual YTD Local Sources



Projected YTD Local Sources  
11.01%

Actual YTD State Sources



Projected YTD State Sources  
85.27%

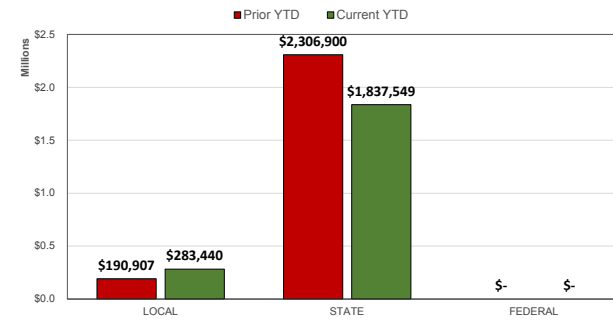
### Revenue Analysis

Top 10 Sources of Revenue by Object (YTD)

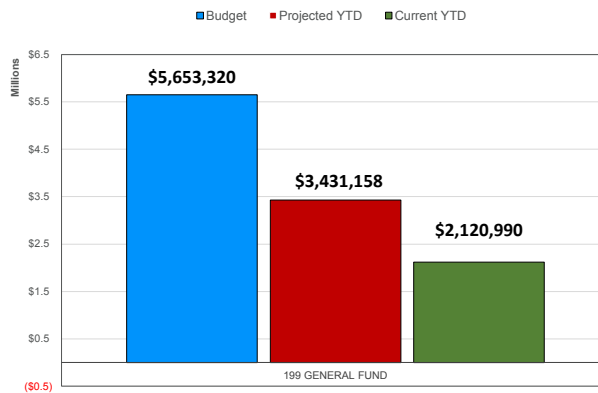
Foundation Entitlements	\$1,711,927
Taxes-Current Year Levy	\$164,163
Trs/Trs Care On-Behalf Payment	\$92,023
Taxes, Prior Years	\$73,896
Per Capita Apportionment	\$26,507
Athletic Activity	\$11,362
Rent	\$10,375
Earnings Temp Deposits/Invest	\$9,423
Penalties-Interest-Oth Tax Rev	\$8,436
Sp Ed Funds	\$7,092

Percent of Total Revenues YTD 99.73%

Revenue by Source | Prior YTD vs. Current YTD



Revenues by Fund | Budget / Projected YTD / Current YTD



Revenue by Source | Projected YTD vs. Current YTD

