


Mosier Community School

2024-25 Annual Report




MCS Core Values

Focus on the whole child

- Relationship
- Relevance
- Wellness
- Celebration of Success


Valuing Community

- Supportive Community
- High Expectations and Growth for All Students
- Multi-Age Learning Environment
- Flexible Skills Level Core Instruction



Strategic Plan Goals

- Design a comprehensive school curriculum that emphasizes critical thinking skills, the creative arts, and outdoor, place-based learning.
- Increase reading, math, and science achievement and engagement across all grade levels.
- Create a school culture where everyone feels a sense of voice, a love of learning, a sense of belonging, and a feeling of safety.
- Maintain strong financial health by developing and implementing effective operational policies and procedures.
- Develop a long-range facility/campus plan that prioritizes human and environmental health.
- Be the hub for community engagement, connection, and lifelong learning.




Enrollment

June 2024


Grade	KG	1	2	3	4	5	6	7	8	Total
Students	13	16	21	25	18	24	17	16	17	167

<i>Characteristic</i>	<i>Median Class Size</i>	<i>Economically Disadvantaged</i>	<i>Students with Disabilities</i>	<i>English Language Learners</i>	<i>Attendees who are not chronically absent</i>	<i>Received required Immunizations</i>
Percentage	K-8 - 17	100%*	14%	14%	70.5%	91%




About Mosier Community School

- Multi-Age Learning Environment
- Continuous Progress
- Relationships
- Rigor
- Relevance
- Recognition of Success
- Wellness
- Supportive Community



Mosier Community Preschool


- MSC launched Mosier Community Preschool.
- Previously funded through ESSER grant support, then transitioned to private pay
- Began with four students and grew to 13 by the end of the year.
- Renovated an existing building that now features a private entrance, expanded classroom space, child-accessible restrooms



Academics and Achievement




- Curriculum and Academic Programs
 - New K-8 science curriculum
 - TWIG for K-3
 - STEMScopes for 4-8
 - UFLI K/1 Literacy for Foundational Skills
- Professional Development
 - K-8 teachers are participating in LETRS (Language Essentials for Teachers of Reading and Spelling)
 - LETRS is based on the science of reading to strengthen literacy instruction



Academics and Achievement

- Reading
 - Third year of Benchmark Advanced K-5
 - Foundations K-3 supplemental
 - Heggarty K-3
 - Units of Study grades 2-5 for writing
- Math
 - iReady Mathematics K-8
 - Diagnostic to monitor progress
- Project-Based Instruction
 - Vision and Voice Committee for MS
 - Educational Excellence to provide support



Behavior Management

Key components:


- Schoolwide Expectations
- Restorative Practices
- Social-Emotional Learning (SEL)
- Proactive Support and Intervention

Staff Training:

- QPR
- Understanding Sensory Needs
- “Ways to Help a Child in Meltdown Mode”
- CPI (Crisis Prevention Institute)


Communication and Family Partnership

- Essential partners supporting students
- Students supported to make positive choices




Assessment

- Range of assessment tools to monitor progress
 - DIBELS (Dynamic Indicators of Basic Early Literacy Skills)
 - Dyslexia screener for Kindergarten and 1st grade
 - Progress monitoring for K-8
 - iReady
 - Math
 - Reading
- Student Support Teams (SSTs)
 - Meet at least three times a school year
 - Determine intervention levels (Tier 1, 2, or 3)
 - Comprehensive and Collaborative Approach



Oregon State Testing Data

(unofficial)




The table shows the percentage of students whose scores met or exceeded Oregon proficiency standards.

	English Language Arts	Math	Science
Grade 3	41% State 23% District 42% Mosier	40% State 23% District 25% Mosier	
Grade 4	42% State 24% District 41% Mosier	37% State 20% District 44% Mosier	
Grade 5	47% State 40% District 58% Mosier	31% State 28% District 38% Mosier	30% State 24% District 25% Mosier
Grade 6	42% State 27% District 41% Mosier	29% State 18% District 29% Mosier	
Grade 7	45% State 36% District 54% Mosier	32% State 17% District 31% Mosier	
Grade 8	42% State 37% District 36% Mosier	29% State 15% District 7% Mosier	27% State 16% District 18% Mosier

State Testing Data (unofficial)

Grade	Math 22-23	Math 23- 24	Math 24-25		ELA 22-23	ELA 23-24	ELA 24-25		Science 22-23	Science 23-24	Science 24-25
3	25	17	25		25	33	42				
4	31	40	44		31	40	41				
5	38	23	38		50	23	58		38	23	25
6	20	29	29		40	40	41				
7	44	23	31		50	33	54				
8	40	64	7		48	33	36		27	6	18



Clubs, Community Events, and Activities

Mosier Monday Morning Meeting

Jog-a-Thon

6th Grade Outdoor School

ELD Family Night

Read-a-Thon

Winter Drama Performance

Oregon Battle of the Books

Monthly Community Skate Nights

MCS Spirit Weeks

Scholastic Book Fair

OMSI Science Day


STEM Night

Title I and ELD Celebration Night


Middle School Game Nights

Portfolio Night


Spring Drama Performance




Made for Mosier Community Event



MCS School Garden



Mosier Community School Staff



Governance

Board Members 2024-25

Dan Watson - Board Chair

Giulia Good-Stefani - Board Vice Chair


Maria Mourou - Secretary

Evelia Lachino - Treasurer

Emily Stranz - Policy Committee


McKenna McKee - Fundraising

Tiffany Stranz - Facilities




Grants

DOE Clean Energy Grant (\$868,000)
Student Investment Account (\$197,523)
Early Literacy Grant (\$43,392)
Oregon Education Grant (\$15,000)
Anonymous Donation (\$12,000)
Fresh Fruits and Vegetables (\$10,600)
Wasco Masonic Lodge Grant (\$1500)
D21 Education Grant (\$1400)
STEM Hub Grant (\$1,000)



Financials



	100	200						
	General Fund	Special Revenue DOE	Special Revenue SIA	Special Revenue Early Literacy	Special Revenue Grants	Special Revenue Community	Food Service Fund	Total
Income								
1300 · Student Fees	100,000							100,000
1500 · Earning on Investments	63,000							63,000
1600 · Food Service							4,580	4,580
1700 · Extracurricular Activites	6,500					30,000		36,500
1900 · Other Revenue- Local	11,400				23,300	27,847		62,547
3000 · Revenue - State Sources	2,316,467		160,773	85,000			20,000	2,582,240
4000 · Revenue - Federal Sources								0
Transfers	33,508							33,508
Total Income	2,530,875		160,773	85,000	23,300	57,847	24,580	2,882,375
Expense								
100 · Salaries	1,200,231		54,162	81,175			86,184	1,421,752
200 · Payroll Costs	600,309		30,872	3,825			49,125	684,132
300 · Purchased Services	326,034		36,975		6,000	3,500	4,000	376,509
400 · Supplies & Materials	119,000		7,550		6,000	12,000	32,000	176,550
500 · Capital Outlay	140,735							140,735
600 · Other Expenses	42,000						500	42,500
Transfers								0
Total Expense	2,428,309		129,559	85,000	12,000	15,500	171,809	2,842,178
2024-2025 Operating Balance	102,566		31,214	0	11,300	42,347	(147,229)	40,197

Mosier Community School appreciates the support of our sponsor NWASCO School District

