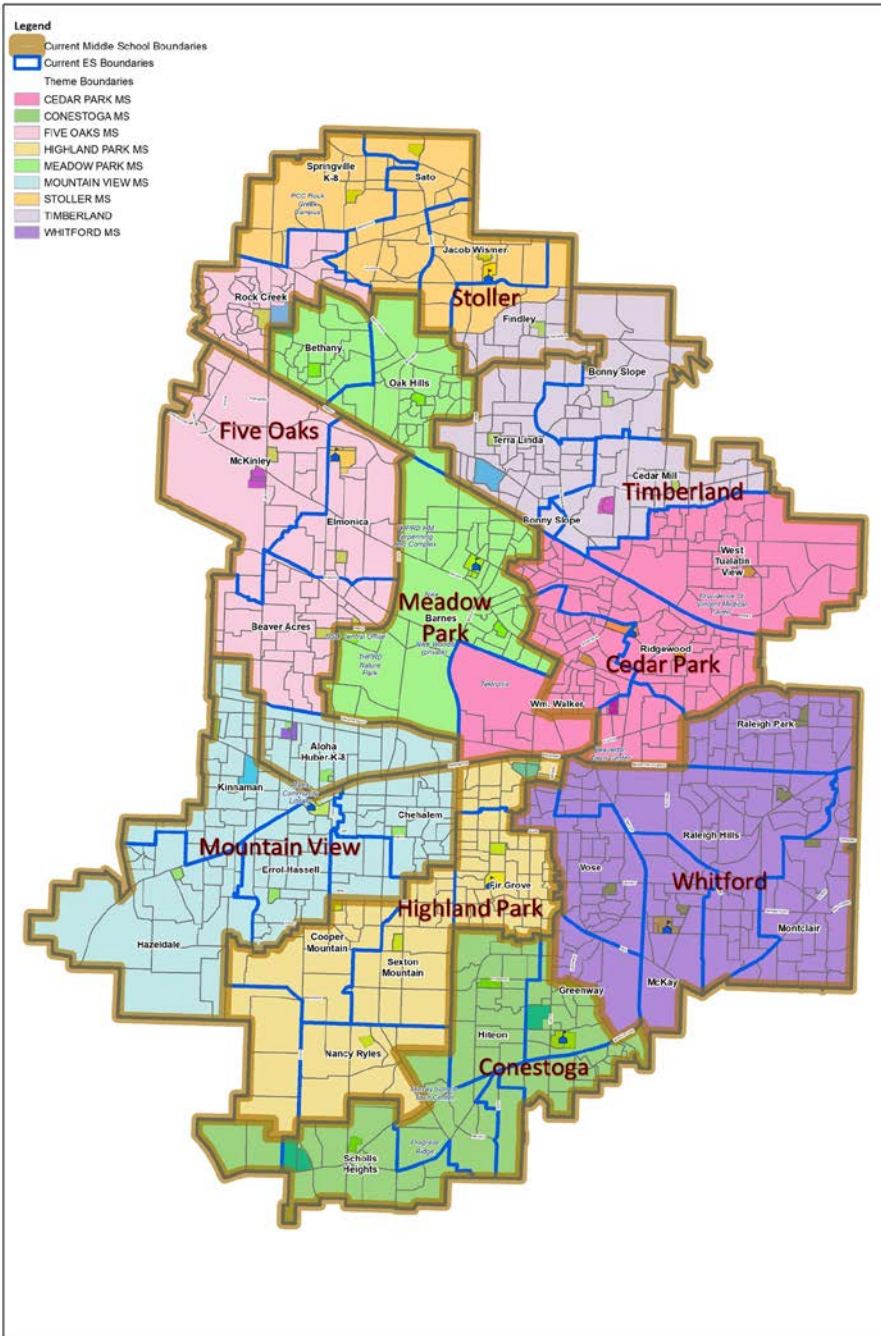


MS Boundary Ideas Map: Theme 1

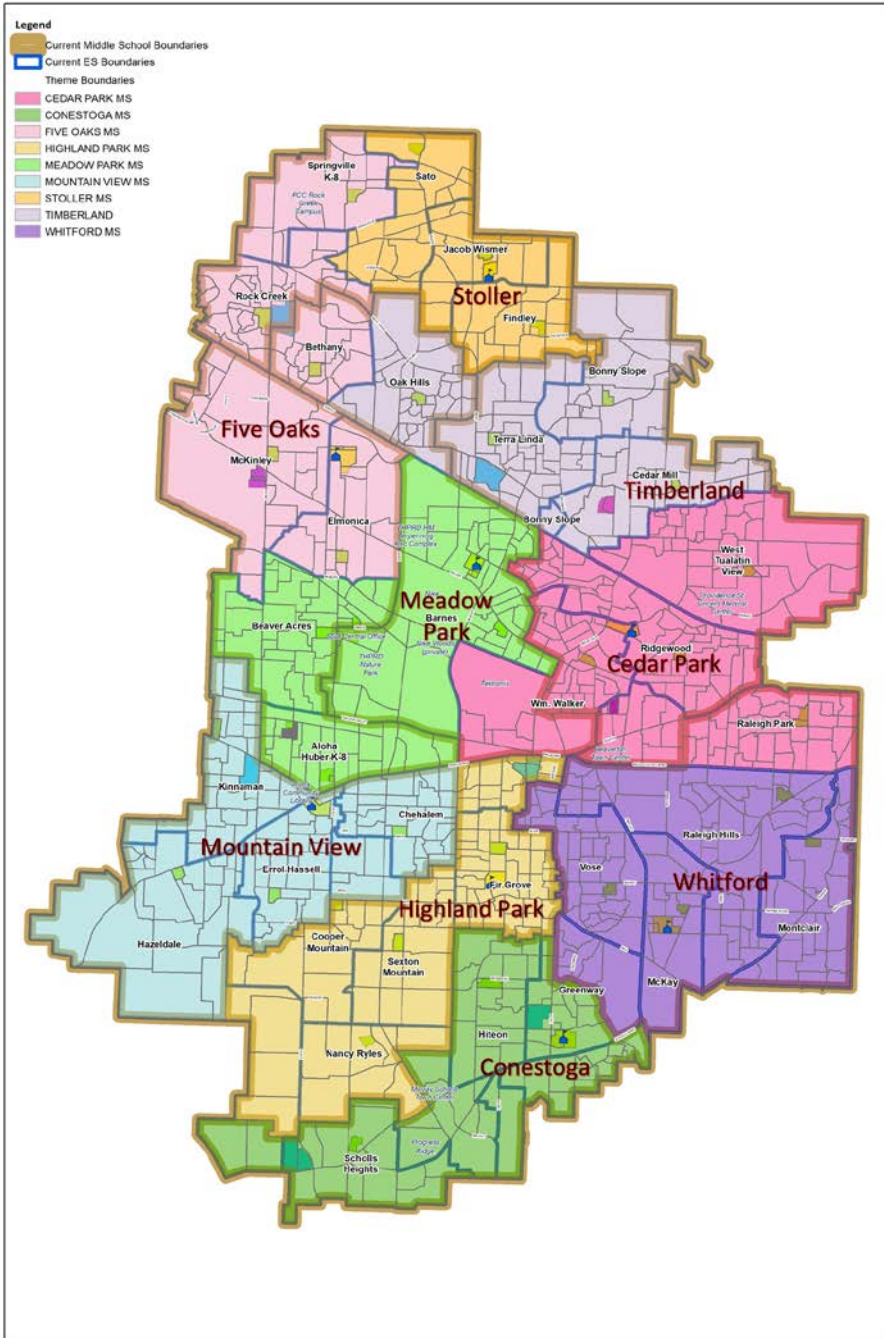


Theme 1: Race & Ethnicity

Current Boundaries											
Race / Ethnicity	Cedar Park Current	Conestoga Current	Five Oaks Current	Highland Park Current	Meadow Park Current	Mountain View Current	Stoller Current	Timberland Current	Whitford Current	District	
American Indian/ Alaska Native	0%	0%	0%	0%	0%	0%	0%	0%	0%	0%	
Asian	11%	12%	13%	10%	14%	8%	45%	0%	3%	17%	
Black /African American	2%	3%	5%	3%	3%	3%	2%	0%	3%	3%	
Native Hawaiian / Pacific Islander	1%	1%	1%	1%	1%	1%	0%	0%	0%	1%	
White	59%	56%	32%	59%	43%	46%	37%	0%	46%	46%	
Hispanic / Latino	19%	19%	43%	18%	31%	33%	8%	0%	40%	25%	
Multiracial	8%	10%	6%	9%	7%	8%	6%	0%	7%	8%	
Total	100%	100%	100%	100%	100%	100%	100%	0%	100%	100%	
Theme 1 Boundaries											
Race / Ethnicity	Cedar Park Theme 1	Conestoga Theme 1	Five Oaks Theme 1	Highland Park Theme 1	Meadow Park Theme 1	Mountain View Theme 1	Stoller Theme 1	Timberland Theme 1	Whitford Theme 1	District	
American Indian/ Alaska Native	0%	0%	0%	0%	0%	0%	0%	0%	0%	0%	
Asian	5%	12%	16%	10%	15%	8%	50%	25%	3%	17%	
Black /African American	2%	3%	4%	3%	4%	4%	2%	1%	3%	3%	
Native Hawaiian / Pacific Islander	1%	1%	1%	1%	1%	1%	0%	0%	0%	1%	
White	47%	56%	39%	59%	48%	41%	33%	55%	46%	46%	
Hispanic / Latino	37%	19%	32%	18%	24%	39%	8%	10%	40%	25%	
Multiracial	7%	10%	7%	9%	8%	7%	6%	8%	7%	8%	
Total	100%	100%	100%	100%	100%	100%	100%	100%	100%	100%	
Change											
Race / Ethnicity	Cedar Park	Conestoga	Five Oaks	Highland Park	Meadow Park	Mountain View	Stoller	Timberland	Whitford	District	
American Indian/ Alaska Native	0%	0%	0%	0%	0%	0%	0%	0%	0%	0%	
Asian	-6%	0%	3%	0%	1%	0%	5%	25%	0%	0%	
Black /African American	0%	0%	-1%	0%	0%	1%	0%	1%	0%	0%	
Native Hawaiian / Pacific Islander	0%	0%	0%	0%	0%	0%	0%	0%	0%	0%	
White	-12%	0%	7%	0%	4%	-5%	-4%	55%	0%	0%	
Hispanic / Latino	18%	0%	-11%	0%	-6%	6%	0%	10%	0%	0%	
Multiracial	-1%	0%	1%	0%	1%	-1%	-1%	8%	0%	0%	

Figures include all K-12 students as of 2019-20 school year

MS Boundary Ideas Map: Theme 2

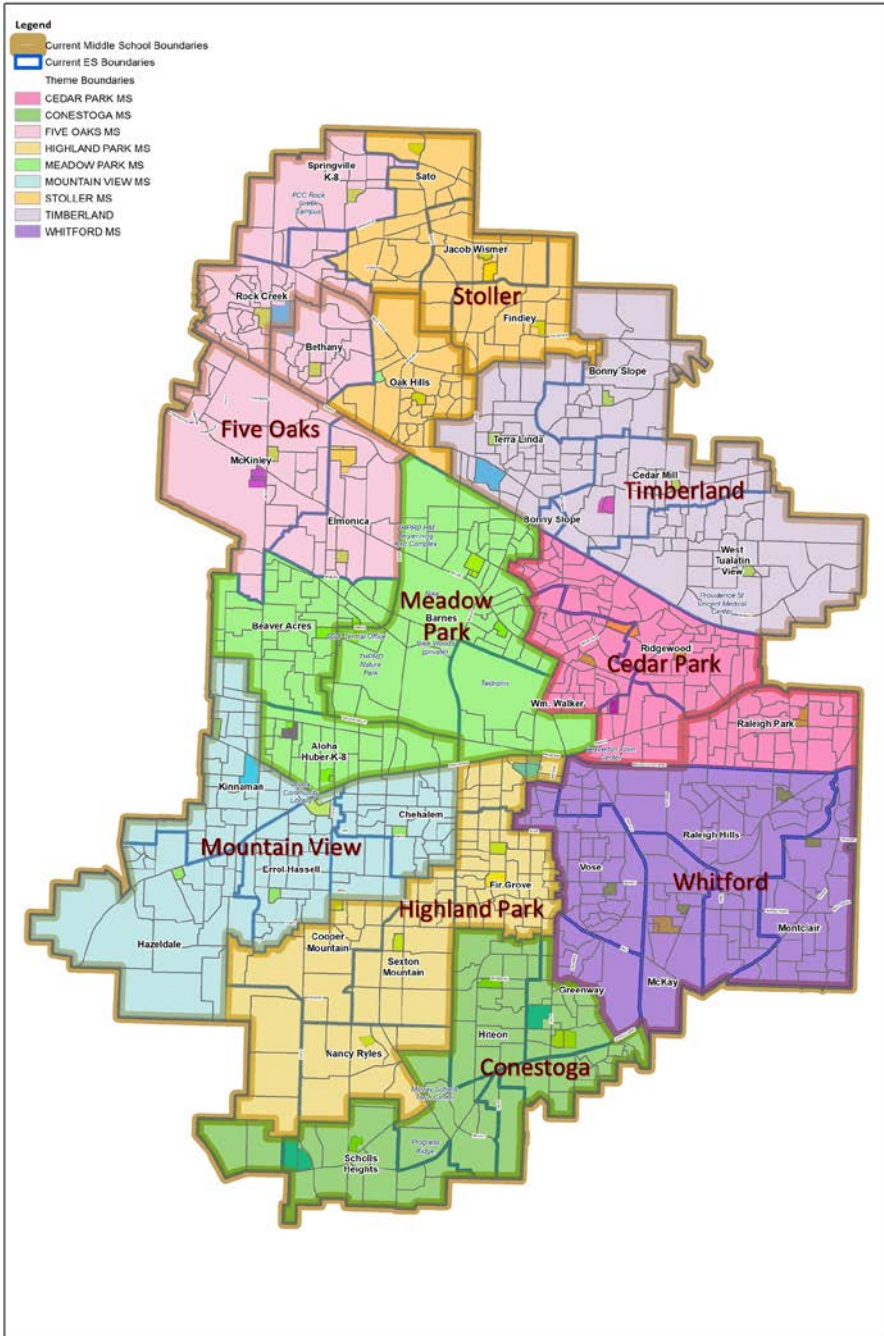


Theme 2: Race & Ethnicity

Current Boundaries											
	Cedar Park Current	Conestoga Current	Five Oaks Current	Highland Park Current	Meadow Park Current	Mountain View Current	Stoller Current	Timberland Current	Whitford Current	District	
Race / Ethnicity											
American Indian/ Alaska Native	0%	0%	0%	0%	0%	0%	0%	0%	0%	0%	0%
Asian	11%	12%	13%	10%	14%	8%	45%	0%	3%	17%	
Black /African American	2%	3%	5%	3%	3%	3%	2%	0%	3%	3%	
Native Hawaiian / Pacific Islander	1%	1%	1%	1%	1%	1%	0%	0%	0%	1%	
White	59%	56%	32%	59%	43%	46%	37%	0%	46%	46%	
Hispanic / Latino	19%	19%	43%	18%	31%	33%	8%	0%	40%	25%	
Multiracial	8%	10%	6%	9%	7%	8%	6%	0%	7%	8%	
Total	100%	100%	100%	100%	100%	100%	100%	0%	100%	100%	
Theme 2 Boundaries											
		No chg		No chg		No chg					
	Cedar Park Theme 2	Conestoga Theme 2	Five Oaks Theme 2	Highland Park Theme 2	Meadow Park Theme 2	Mountain View Theme 2	Stoller Theme 2	Timberland Theme 2	Whitford Theme 2	District	
Race / Ethnicity											
American Indian/ Alaska Native	0%	0%	0%	0%	1%	0%	0%	0%	1%	0%	
Asian	5%	12%	26%	10%	8%	8%	50%	16%	3%	17%	
Black /African American	2%	3%	4%	3%	5%	3%	2%	2%	3%	3%	
Native Hawaiian / Pacific Islander	1%	1%	1%	1%	1%	1%	0%	1%	0%	1%	
White	51%	56%	40%	59%	32%	46%	34%	61%	43%	46%	
Hispanic / Latino	34%	19%	22%	18%	48%	33%	7%	12%	43%	25%	
Multiracial	7%	10%	7%	9%	6%	8%	6%	9%	7%	8%	
Total	100%	100%	100%	100%	100%	100%	100%	100%	100%	100%	
Change											
	Cedar Park	Conestoga	Five Oaks	Highland Park	Meadow Park	Mountain View	Stoller	Timberland	Whitford	District	
Race / Ethnicity											
American Indian/ Alaska Native	0%	0%	0%	0%	0%	0%	0%	0%	0%	0%	
Asian	-6%	0%	14%	0%	-6%	0%	5%	16%	0%	0%	
Black /African American	0%	0%	-1%	0%	2%	0%	0%	2%	0%	0%	
Native Hawaiian / Pacific Islander	0%	0%	0%	0%	0%	0%	0%	1%	0%	0%	
White	-8%	0%	8%	0%	-11%	0%	-3%	61%	-3%	0%	
Hispanic / Latino	15%	0%	-21%	0%	17%	0%	-2%	12%	4%	0%	
Multiracial	-1%	0%	1%	0%	-1%	0%	0%	9%	0%	0%	

Figures include all K-12 students as of 2019-20 school year

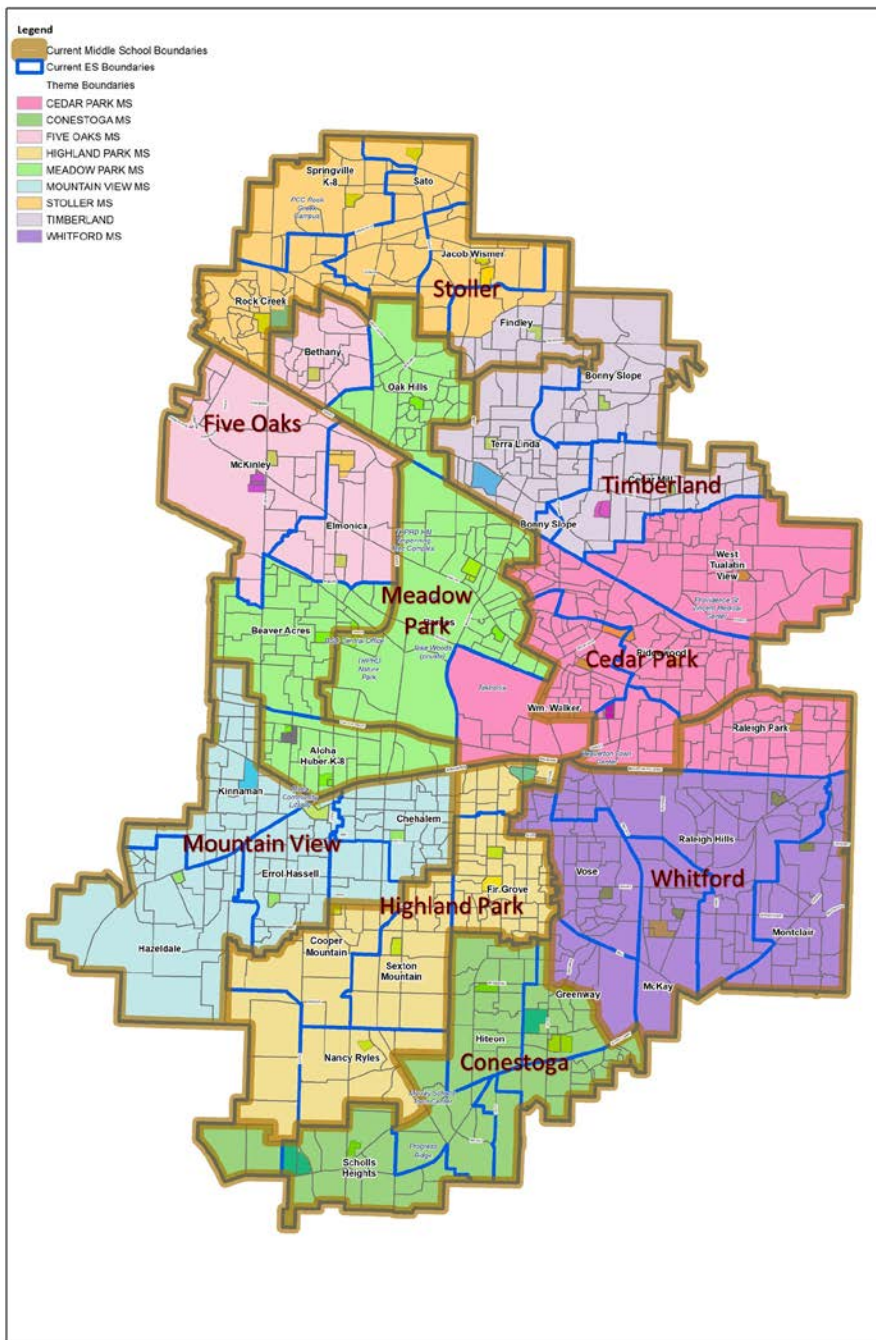
MS Boundary Ideas Map: Theme 3



Theme 3: Race & Ethnicity

Current Boundaries											
	Cedar Park Current	Conestoga Current	Five Oaks Current	Highland Park Current	Meadow Park Current	Mountain View Current	Stoller Current	Timberland Current	Whitford Current	District	
Race / Ethnicity											
American Indian/ Alaska Native	0%	0%	0%	0%	0%	0%	0%	0%	0%	0%	0%
Asian	11%	12%	13%	10%	14%	8%	45%	0%	3%	17%	
Black /African American	2%	3%	5%	3%	3%	3%	2%	0%	3%	3%	
Native Hawaiian / Pacific Islander	1%	1%	1%	1%	1%	1%	0%	0%	0%	1%	
White	59%	56%	32%	59%	43%	46%	37%	0%	46%	46%	
Hispanic / Latino	19%	19%	43%	18%	31%	33%	8%	0%	40%	25%	
Multiracial	8%	10%	6%	9%	7%	8%	6%	0%	7%	8%	
Total	100%	100%	100%	100%	100%	100%	100%	0%	100%	100%	
Theme 3 Boundaries											
		No chg		No chg		No chg					
	Cedar Park Theme 2	Conestoga Theme 2	Five Oaks Theme 2	Highland Park Theme 2	Meadow Park Theme 2	Mountain View Theme 2	Stoller Theme 2	Timberland Theme 2	Whitford Theme 2	District	
Race / Ethnicity											
American Indian/ Alaska Native	0%	0%	0%	0%	0%	0%	0%	0%	1%	0%	
Asian	2%	12%	26%	10%	8%	8%	43%	15%	3%	17%	
Black /African American	3%	3%	4%	3%	5%	3%	2%	2%	3%	3%	
Native Hawaiian / Pacific Islander	1%	1%	1%	1%	1%	1%	0%	0%	0%	1%	
White	55%	56%	40%	59%	30%	46%	40%	63%	43%	46%	
Hispanic / Latino	31%	19%	22%	18%	51%	33%	8%	11%	43%	25%	
Multiracial	8%	10%	7%	9%	5%	8%	7%	9%	7%	8%	
Total	100%	100%	100%	100%	100%	100%	100%	100%	100%	100%	
Change											
	Cedar Park	Conestoga	Five Oaks	Highland Park	Meadow Park	Mountain View	Stoller	Timberland	Whitford	District	
Race / Ethnicity											
American Indian/ Alaska Native	0%	0%	0%	0%	0%	0%	0%	0%	0%	0%	
Asian	-8%	0%	14%	0%	-6%	0%	-2%	15%	0%	0%	
Black /African American	1%	0%	-1%	0%	1%	0%	0%	2%	0%	0%	
Native Hawaiian / Pacific Islander	0%	0%	0%	0%	0%	0%	0%	0%	0%	0%	
White	-4%	0%	8%	0%	-13%	0%	2%	63%	-3%	0%	
Hispanic / Latino	13%	0%	-21%	0%	20%	0%	0%	11%	4%	0%	
Multiracial	-1%	0%	1%	0%	-2%	0%	1%	9%	0%	0%	

Figures include all K-12 students as of 2019-20 school year



Theme 4: Race & Ethnicity

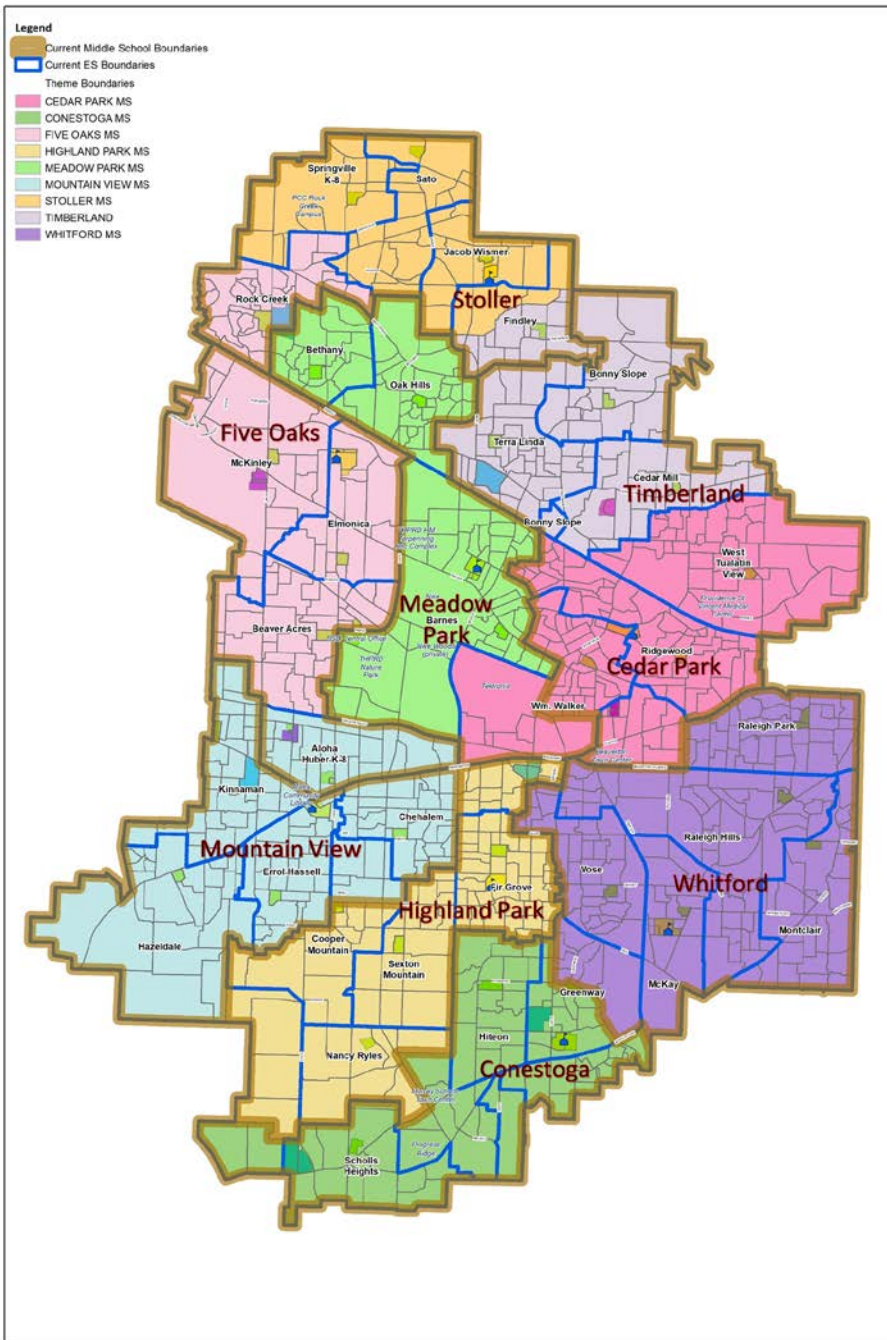
Current Boundaries											
Race / Ethnicity	Cedar Park Current	Conestoga Current	Five Oaks Current	Highland Park Current	Meadow Park Current	Mountain View Current	Stoller Current	Timberland Current	Whitford Current	District	
American Indian/ Alaska Native	0%	0%	0%	0%	0%	0%	0%	0%	0%	0%	0%
Asian	11%	12%	13%	10%	14%	8%	45%	0%	3%	17%	
Black /African American	2%	3%	5%	3%	3%	3%	2%	0%	3%	3%	
Native Hawaiian / Pacific Islander	1%	1%	1%	1%	1%	1%	0%	0%	0%	1%	
White	59%	56%	32%	59%	43%	46%	37%	0%	46%	46%	
Hispanic / Latino	19%	19%	43%	18%	31%	33%	8%	0%	40%	25%	
Multiracial	8%	10%	6%	9%	7%	8%	6%	0%	7%	8%	
Total	100%	100%	100%	100%	100%	100%	100%	0%	100%	100%	

Theme 4 Boundaries											
Race / Ethnicity	Cedar Park Theme 2	Conestoga Theme 2	Five Oaks Theme 2	Highland Park Theme 2	Meadow Park Theme 2	Mountain View Theme 2	Stoller Theme 2	Timberland Theme 2	Whitford Theme 2	District	
American Indian/ Alaska Native	0%	0%	0%	0%	0%	0%	0%	0%	1%	0%	
Asian	5%	12%	19%	10%	10%	8%	44%	25%	3%	17%	
Black /African American	2%	3%	5%	3%	5%	3%	2%	1%	3%	3%	
Native Hawaiian / Pacific Islander	1%	1%	1%	1%	1%	1%	0%	0%	0%	1%	
White	51%	56%	38%	59%	38%	46%	38%	55%	43%	46%	
Hispanic / Latino	34%	19%	29%	18%	40%	33%	9%	10%	43%	25%	
Multiracial	7%	10%	7%	9%	6%	8%	6%	8%	7%	8%	
Total	100%	100%	100%	100%	100%	100%	100%	100%	100%	100%	

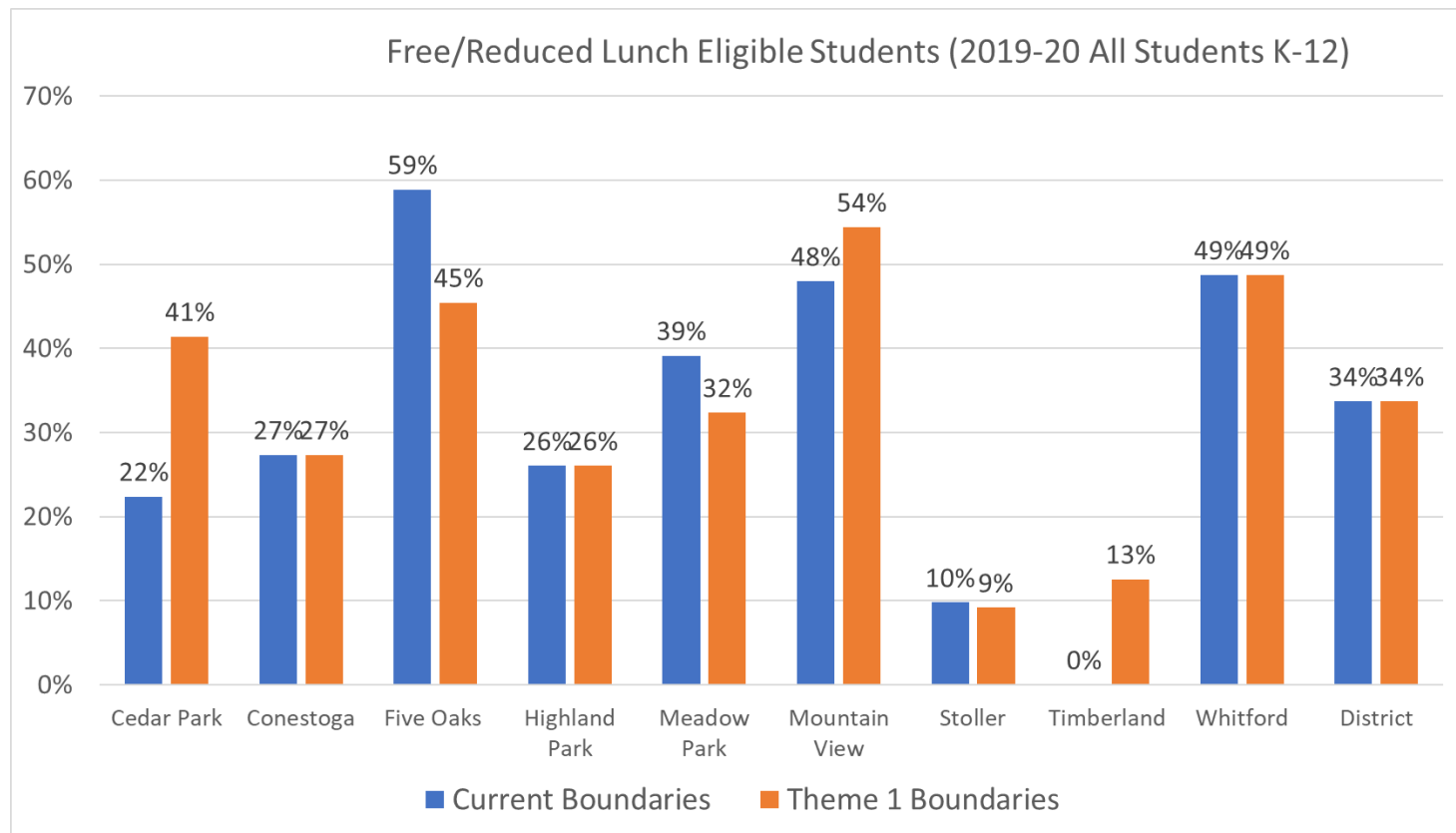
Change											
Race / Ethnicity	Cedar Park	Conestoga	Five Oaks	Highland Park	Meadow Park	Mountain View	Stoller	Timberland	Whitford	District	
American Indian/ Alaska Native	0%	0%	0%	0%	0%	0%	0%	0%	0%	0%	
Asian	-6%	0%	7%	0%	-4%	0%	-1%	25%	0%	0%	
Black /African American	0%	0%	-1%	0%	1%	0%	0%	1%	0%	0%	
Native Hawaiian / Pacific Islander	0%	0%	0%	0%	0%	0%	0%	0%	0%	0%	
White	-8%	0%	6%	0%	-6%	0%	1%	55%	-3%	0%	
Hispanic / Latino	15%	0%	-14%	0%	9%	0%	1%	10%	4%	0%	
Multiracial	-1%	0%	1%	0%	-1%	0%	0%	8%	0%	0%	

Figures include all K-12 students as of 2019-20 school year

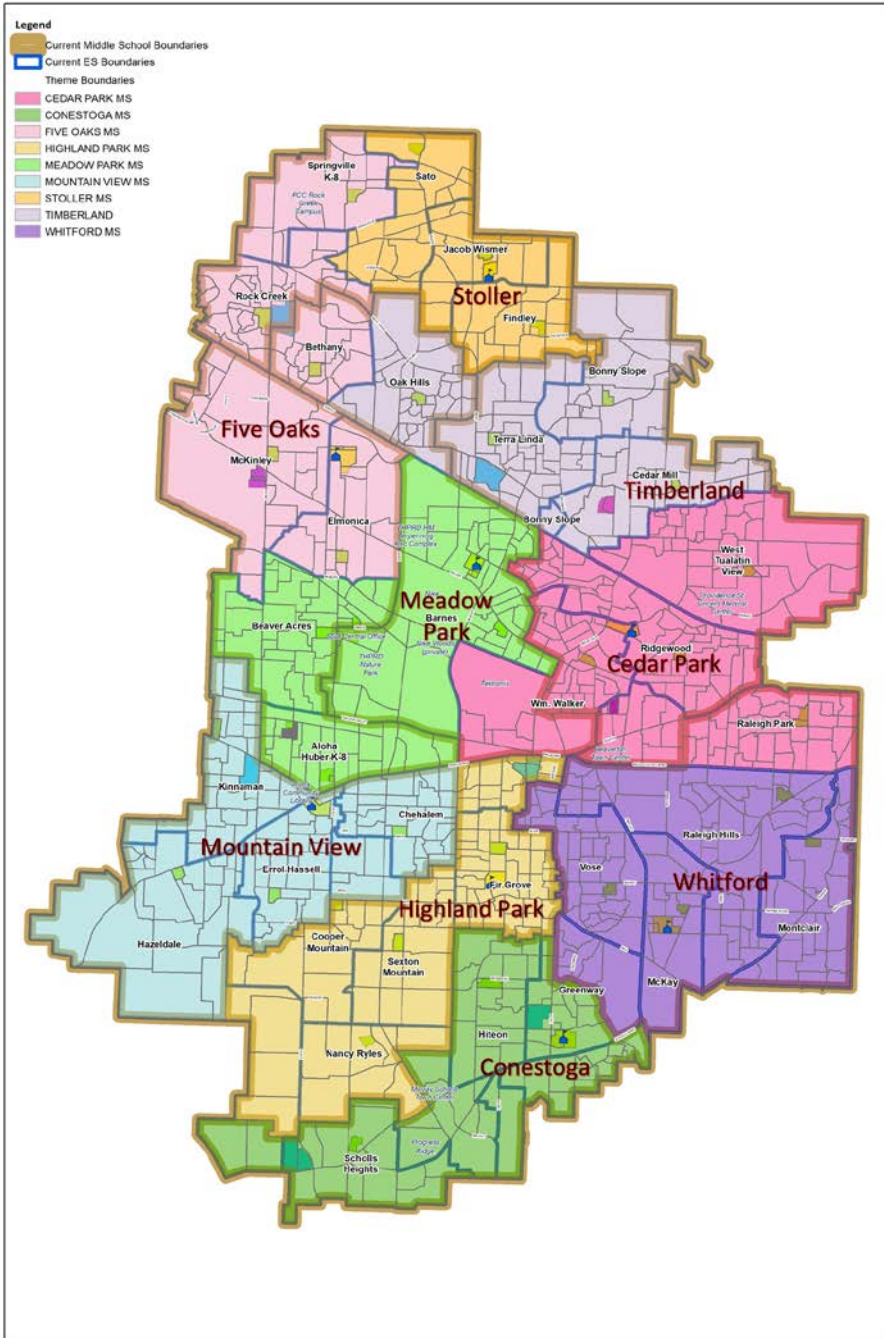
MS Boundary Ideas Map: Theme 1



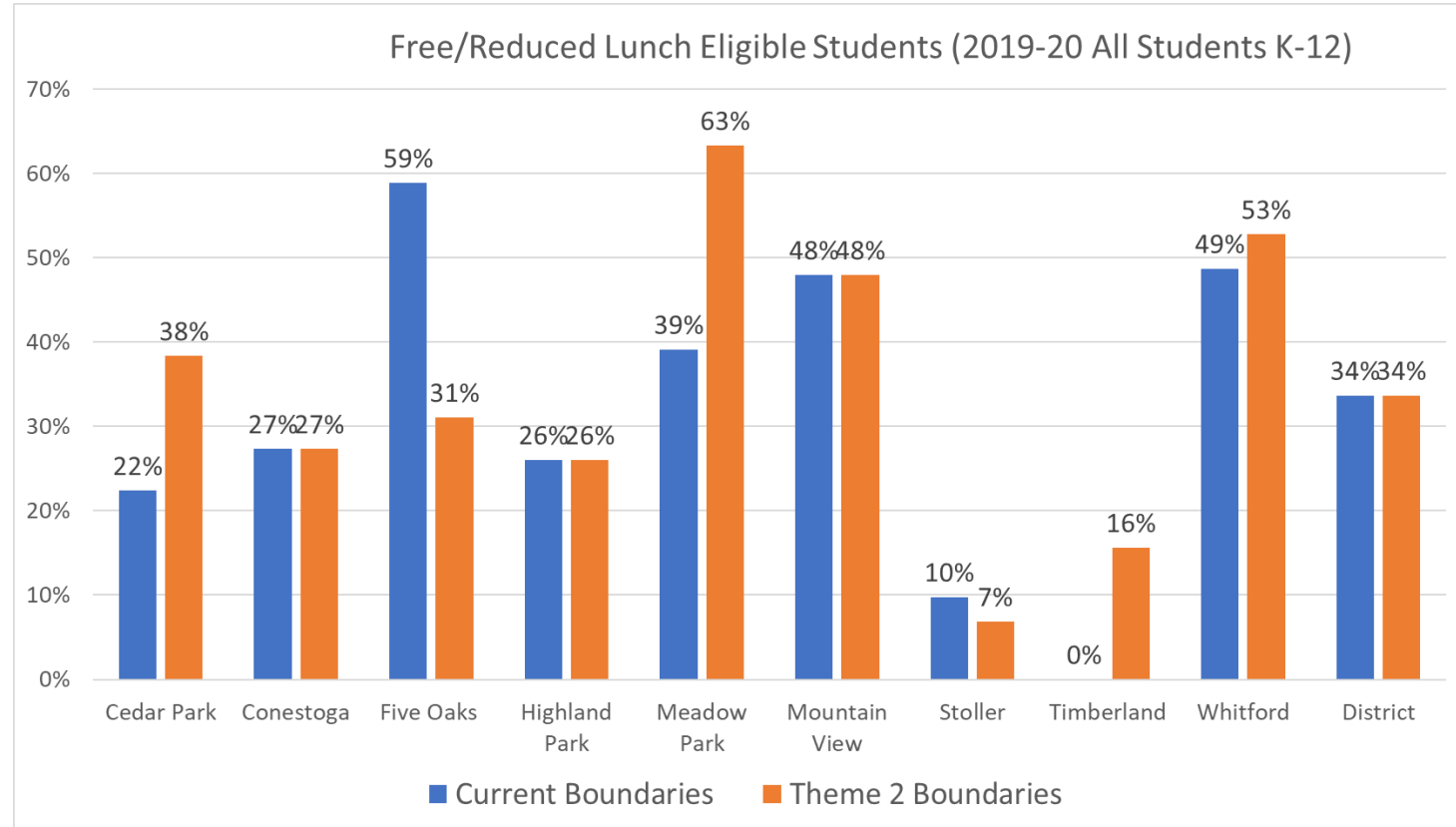
Theme 1: Free/Reduced Eligible Students



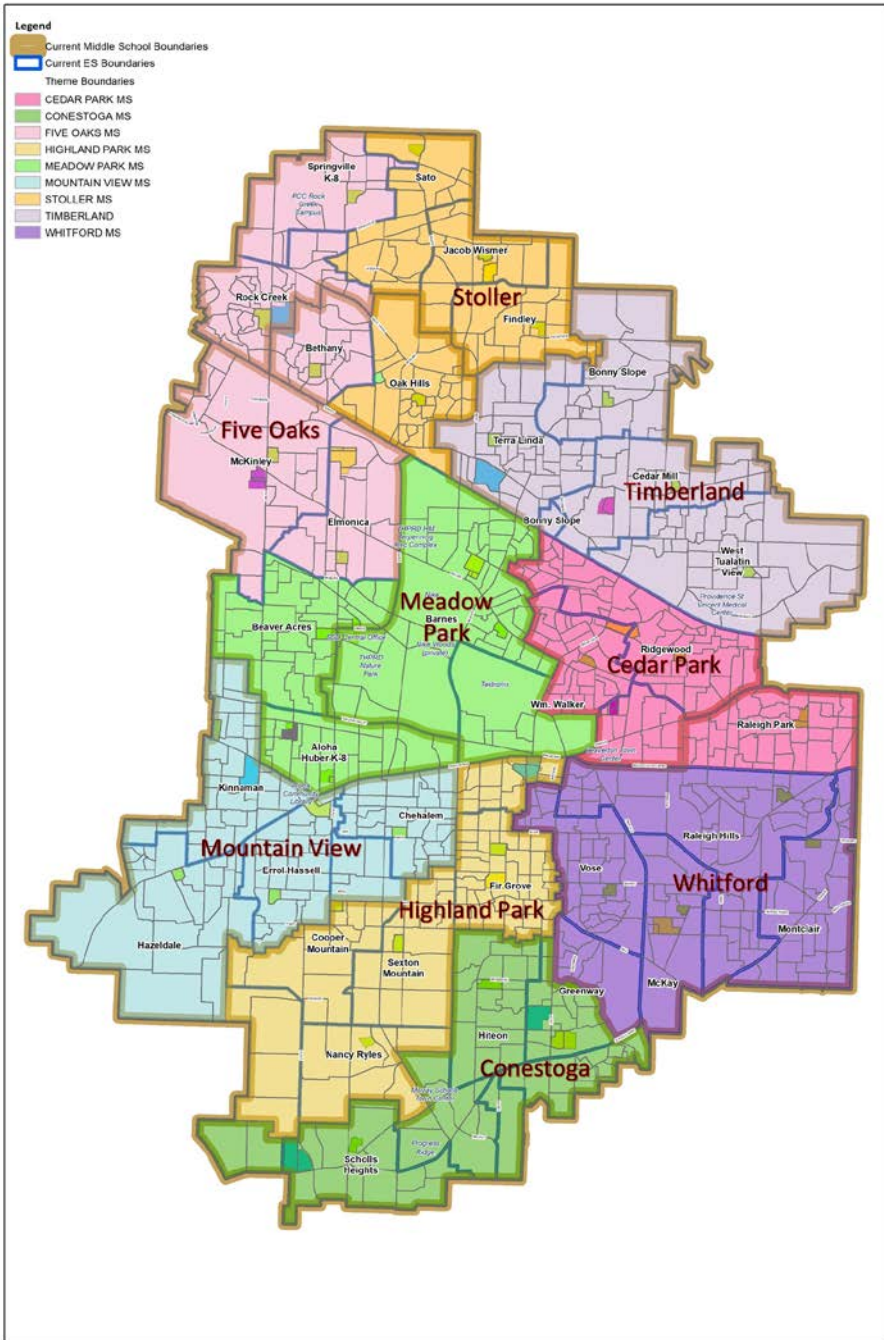
MS Boundary Ideas Map: Theme 2



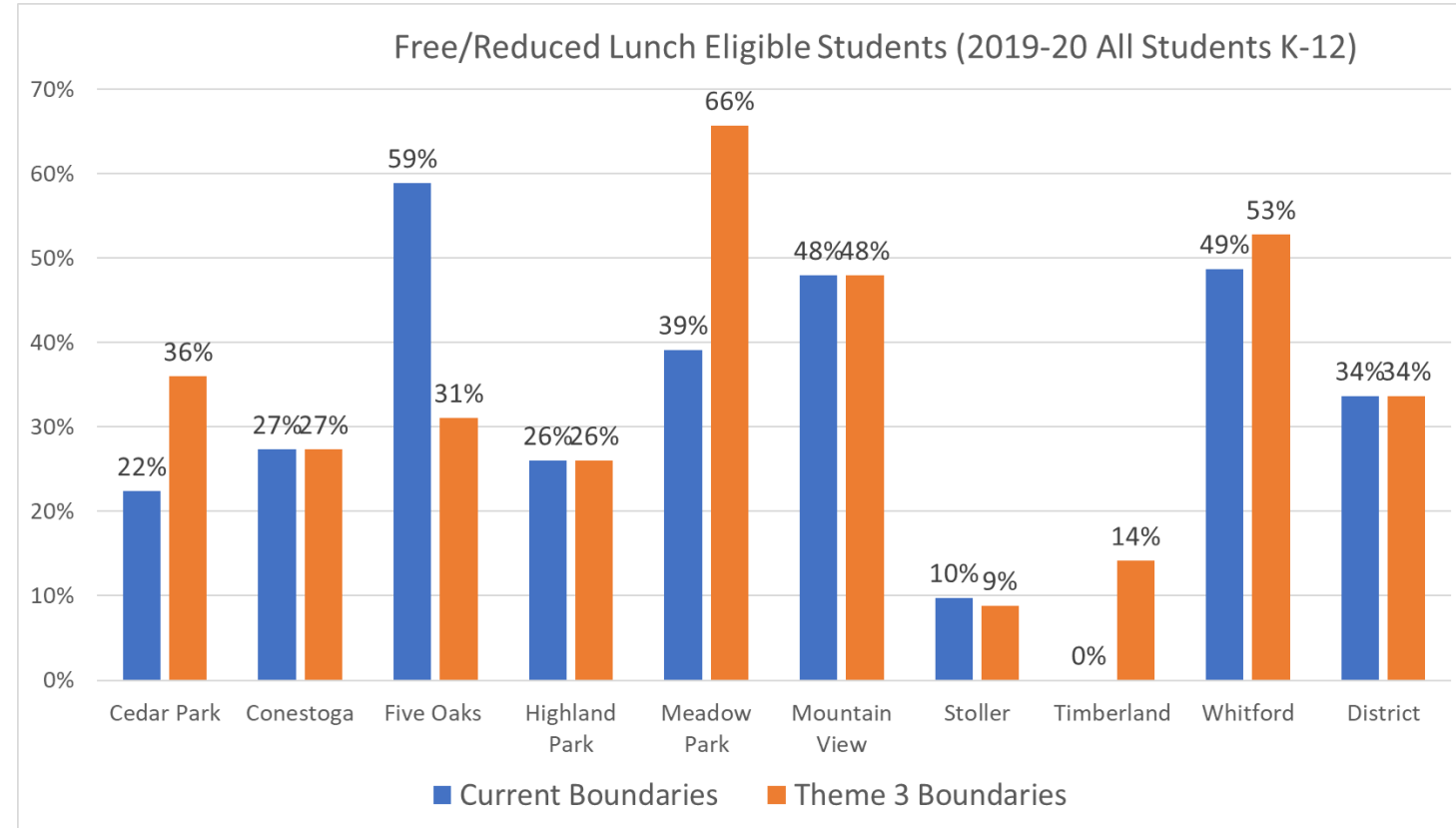
Theme 2: Free/Reduced Eligible Students



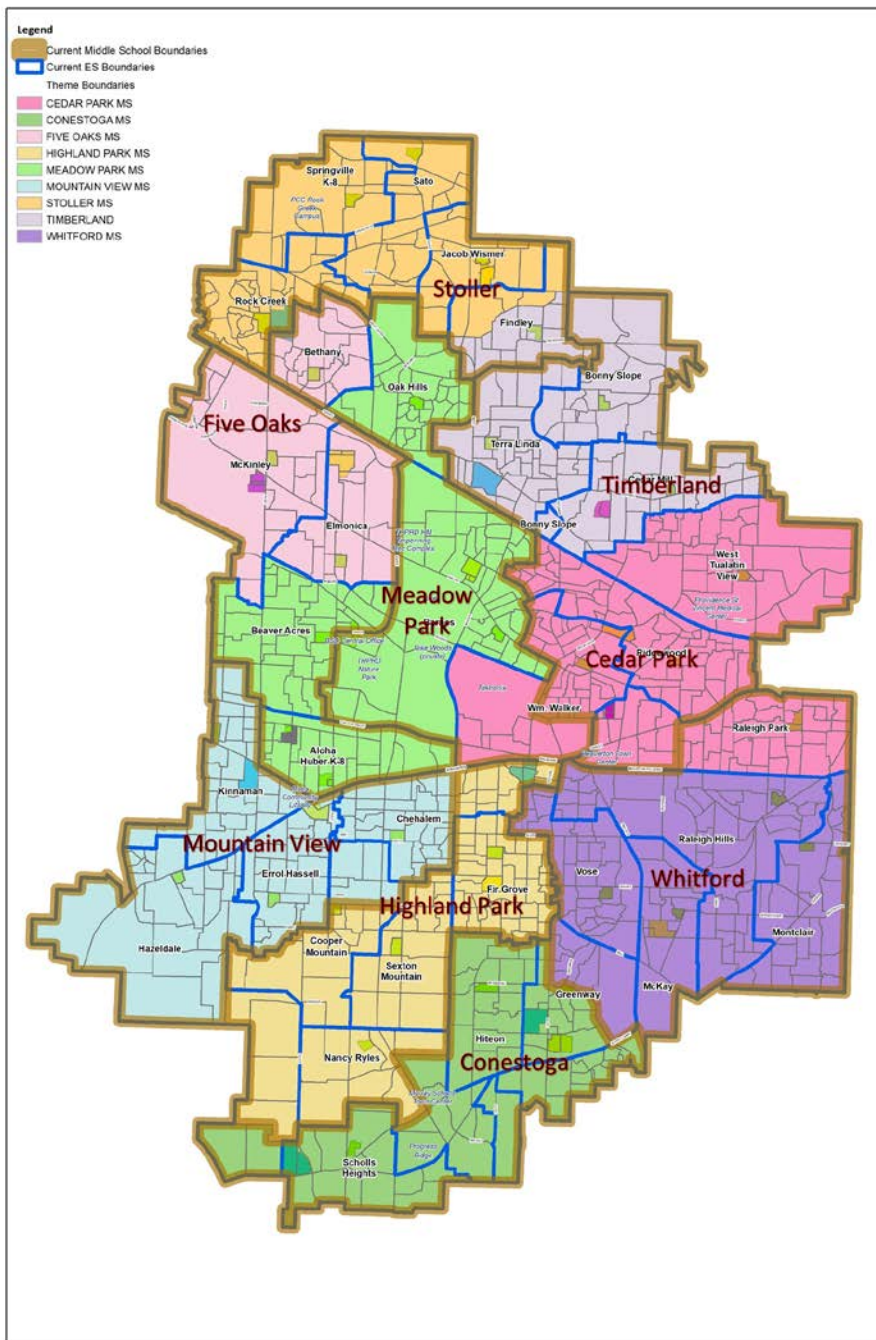
MS Boundary Ideas Map: Theme 3



Theme 3: Free/Reduced Eligible Students



MS Boundary Ideas Map: Theme 4



Theme 4: Free/Reduced Eligible Students

