


GENERAL FUND BUDGET UPDATE

REVENUE

% OF BUDGET RECEIVED BY SOURCE



We collected nearly 100% of the revenue we expected for fiscal year 2024, and we spent 96% of the General Fund budget. Comparatively, in fiscal year 2023, we collected 102% of expected revenue and spent 97% of the General Fund budget.

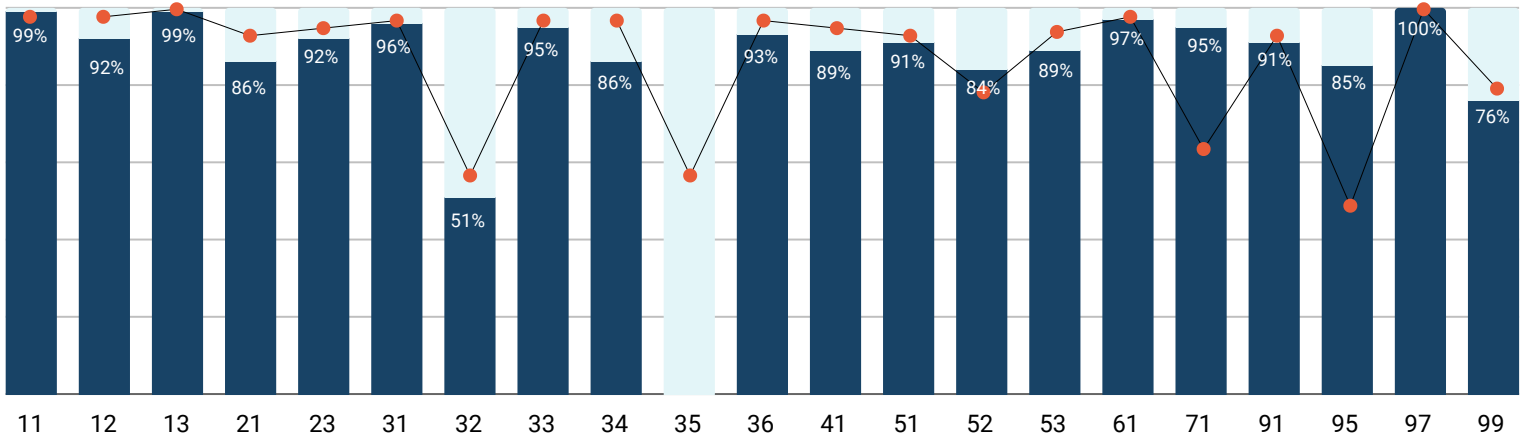
EXPENDITURES

BY OBJECT

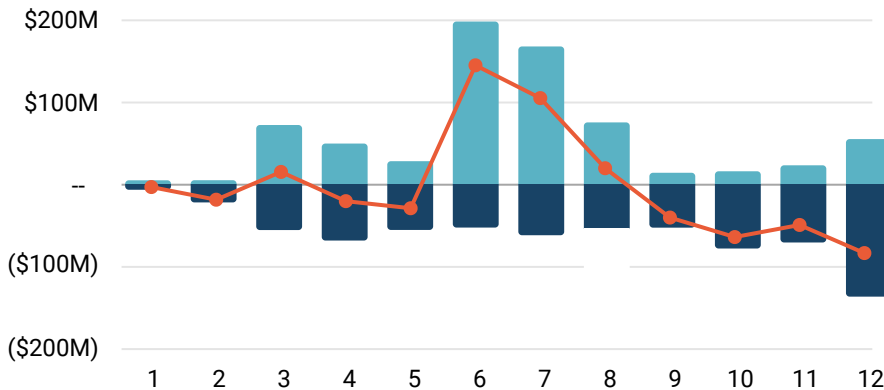
| OBJECT | TOTAL SPENT | % OF BUDGET |
|------------------------------------|----------------|-------------|
| Payroll | \$ 575 Million | 97% |
| Professional & Contracted Services | \$ 63 Million | 87% |
| Supplies & Materials | \$ 18 Million | 89% |
| Other Operating Expenditures | \$ 64 Million | 98% |
| Capital Outlay & Debt | \$ 2 Million | 65% |

FUNCTIONAL SPENDING

% OF BUDGET SPENT BY FUNCTION



CHANGE IN FUND BALANCE



| | |
|-------------------------|----------------|
| Beginning Fund Balance | \$ 254,296,993 |
| Revenues | 710,735,402 |
| Expenditures | (723,727,305) |
| 06.30.2024 Fund Balance | \$ 241,305,090 |

30% UNASSIGNED 06.30.2024 ENDING FUND BALANCE AS A % OF BUDGET

All information presented in this report is unaudited and subject to change before the financial statements are issued.