

# FFA Trip



# Big J Mills

The first stop of the trip was at Big J Mills in Brigham city, Utah.

While we were here they showed us the process from start to finish on how the wheat is processed.





As the wheat comes in on a truck, it goes into this roller where it rolls the wheat and then it is sent to the sifter.



The rolled wheat goes to the sifter through these pipes.



In this square box above is where they sift the flour after being rolled.




Then finally the flour goes to this machine where the flour gets packed and then shipped out.

# Spudnicks

Spudnik Equipment Company, LLC was the second stop of the first day in Blackfoot, Idaho. While we were there they showed us the process from start to finish on how they build all of their own equipment. At this facility they also cut out their own parts for their equipment.





# BYU IDAHO

Going to BYU Idaho was a huge learning experience on how they are improving and modifying new ways to weld. They taught us about the green house and what it takes to deal with plants. We also took a trip to the Livestock Facilities where we got to learn about how they take care of their animals and the processes they go through to make sure none of their animals are sick.





# Valley Ag

Valley Ag taught us all about fertilizers and what fertilizers we would use on different hay fields. We learned the different measurements and the different fertilizers you would mix together to get the best crop. They helped the kids who want to farm and have hay fields learn the best and most efficient ways to farm and spread the fertilizers around.







# Sun-glow



- Five guys
- Automation
- The process




# Yellowstone

Yellowstone made a huge impression on our FFA students in more than one way. The students were able to experience the environment that the animals, bacteria, and wildlife have to live with. We were able to first hand see the science behind the geysers, and learn about them in person. We learned how the geysers are able to shoot out water, how the bacteria around the geysers is different colors, and about the different wildlife and plant life that live in that ecosystem. We got to see and to understand this part of life in a whole new way. To say that we enjoyed our time there would be an understatement, we loved this part of the trip and it was all thanks to the school board for supporting us, so we thank you school board and we hope to see this wonderful place again if possible. The next few slides are pictures of some of the amazing sights we saw while we were in the park.

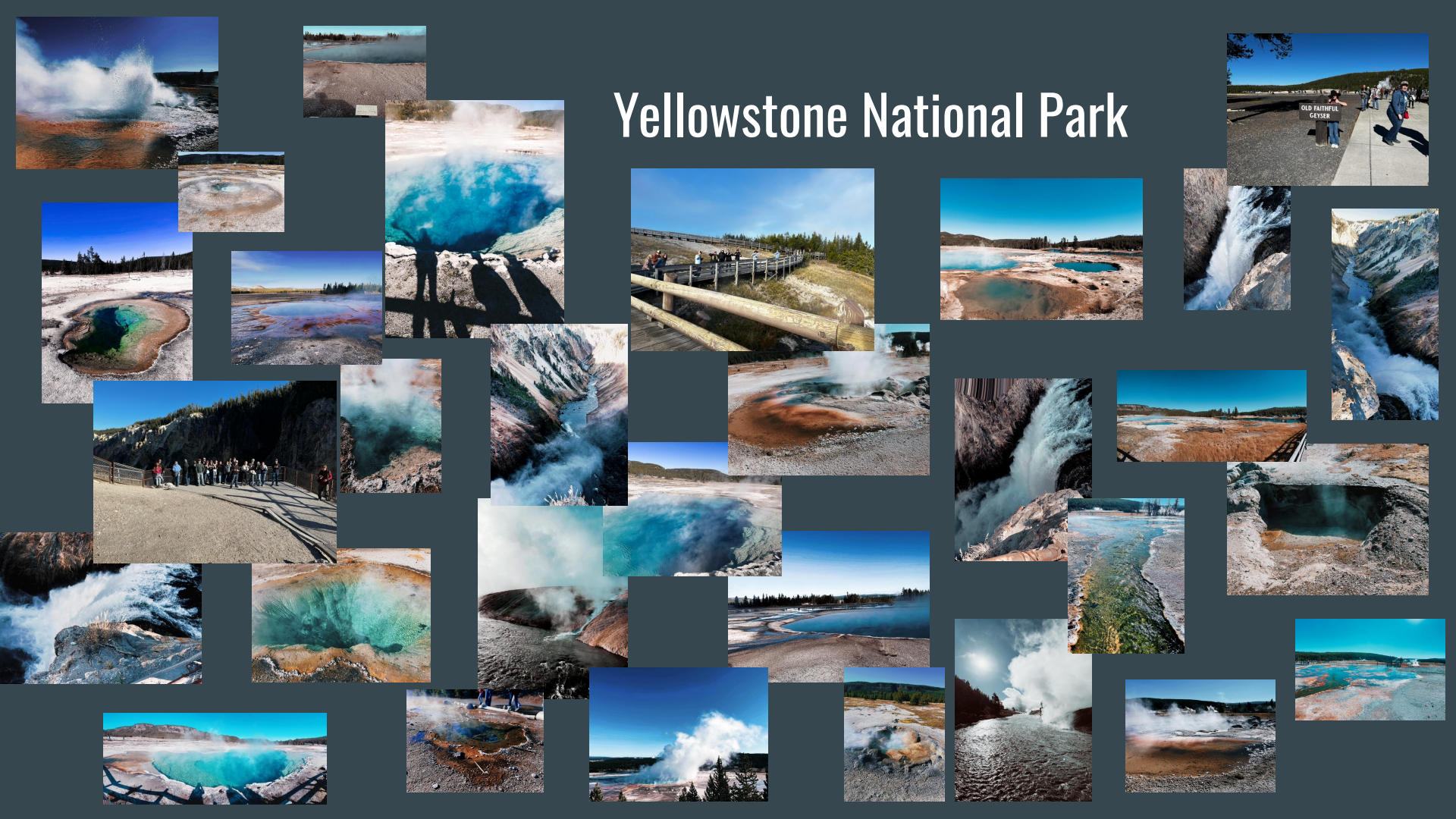
# Yellowstone National Park



One of the most memorable experiences we had was seeing the geysers, hot springs, and mudpots. It was so much easier to learn about and understand the way bacteria affects these thermal features and the different colors it can cause by learning about it in person. It made a more lasting impression than it would have in a classroom.



# Yellowstone National Park










## Buffalo Bill Center

One positive thing about visiting this Buffalo Bill Center was realizing that there is more to Agriculture than just farming, we were able to see and enjoy another aspect of it. Buffalo Bill was really cool because we got to learn all of this history about the Native Americans and how we had wars with them, then started making treaties to benefit both parties and how we started trading with them. We saw different perspectives of both sides of the wars. We saw the history of how the wildlife has evolved and why over the centuries. It made so much more of an impact to see the history, see the wildlife, touch things in the hands-on areas, and to talk about them with people that knew and had studied the history themselves. We learned all about Buffalo Bill. We learned who he was, why he became famous, what he did, and how it impacted his life and the western frontier.

# Buffalo Bill Center



Kirby Creek Tannery, LLC | Professional Services -  
Thermopolis-Hot Springs Chamber of Commerce, WY

# Kirby Creek Tannery



Going to the Kirby Creek Tannery was an awesome opportunity to learn how the tanning process is done with animal hides. We were taught how chemicals, salt, shavings, brushing, and sewing were all part of the process. We definitely learned more in person than we would have in the classroom and we are so grateful that we got the opportunity to go!

# Merlins Hideout

Merlin's hideout started out small, than it grew into a store and they now sell furs in their store front. To hear the history of how Merlin's started out was really cool. We thought it was so cool to see these tanning businesses and learn the process.





# BLM Wild Horse Facilities



A great view into jobs or opportunities into the AG world. They told us what it takes to adopt a wild horse or work with the Government wildhorse facility. This facilities ranch can hold up to 8,000 horses and these horses actually have decent confirmation.



# Thank You

In conclusion, our Duchesne FFA Chapter would like to thank the Duchesne County School Board for supporting our education by helping us make this field trip possible. We had experiences that we will never forget. We appreciate all that you do for us. Some people in the basin never get the chance to leave the basin let alone the state or have the opportunity to be part of a trip like this one and to have these experiences. Thank you Duchesne County School Board for supporting us and giving us this opportunity. We are hopeful that this learning experience will be something future students will be able to enjoy.