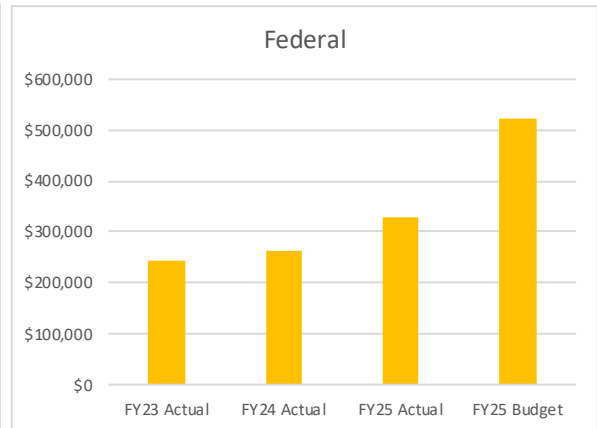
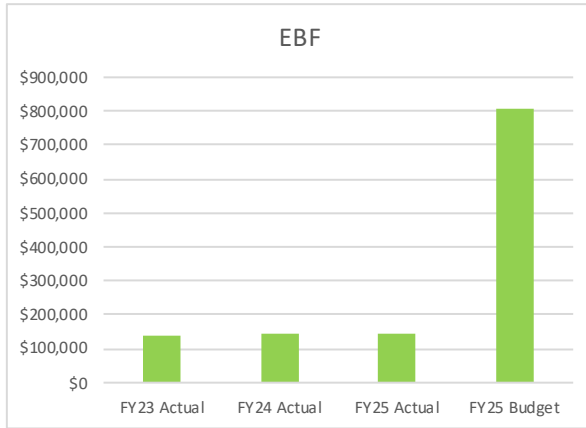
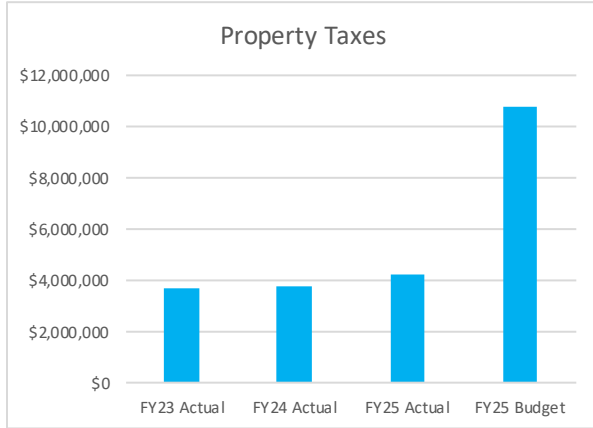


Hinckley-Big Rock CUSD 429 Q1 Revenue Review



	FY23 Actual	FY24 Actual	FY25 Actual	FY25 Budget	Variance
Property Taxes	\$3,696,109	\$3,797,583	\$4,236,673	\$10,741,031	39.44%
CPPRT	\$94,089	\$98,501	\$65,139	\$330,000	19.74%
Interest	\$23,076	\$106,982	\$128,152	\$317,050	40.42%
Food Svc	\$14,017	\$15,256	\$13,684	\$85,000	16.10%
Other Local	\$65,729	\$124,018	\$80,295	\$272,300	29.49%
EBF	\$140,508	\$143,080	\$146,120	\$810,000	18.04%
Sp Ed	\$36,114	\$34,738	\$33,097	\$352,000	9.40%
Transporation	\$91,949	\$115,875	\$0	\$490,000	0.00%
Other Local	\$7,357	\$3,503	\$1,326	\$116,033	1.14%
Federal	\$244,553	\$261,628	\$330,594	\$524,700	63.01%
Total	\$4,658,056	\$4,962,792	\$5,365,674	\$14,562,814	36.85%