



English Learners in Oregon



Annual Report 2023-24
June 2025



[Link to the full ODE report.](#)

Why this report?

ORS 327.016 directs the Oregon Department of Education (ODE) to prepare an annual report on English learner program funding and student outcomes. The report's intention is to describe the population of English Learners in Oregon and provide a summary of district and state progress towards meeting their needs and objectives in ELD programs. ORS 327.016 requires ODE to include the following information in the annual report:

- English learner student demographics;
- Length of participation in ELD programs;
- Participation in special education and related services; and
- Other information identified by the ODE.

In addition, the annual report must include the following financial information:

- Allocations to each school district from the State School Fund for students enrolled in ELD programs;
- The extent to which districts expend these allocations for students enrolled in ELD programs; and
- The categories of expenditures for ELD program funding.

Each annual report looks back at the prior school year, which for this year is the 2023-24 school year. This report will be available on the ODE website, submitted to House and Senate Education Committees, and provided to district school boards. State law requires the report to be available to the public at each district's main office and on district websites.

Highlights

As of May 1, 2024, 62,522 Current ELs, 23,310 Former ELs, and 16,034 Monitored ELs are enrolled, out of the 542,735 students enrolled in Oregon public schools.

The population of English Learners has been increasing while the overall student population has shown a decreasing trend (except in Estacada).

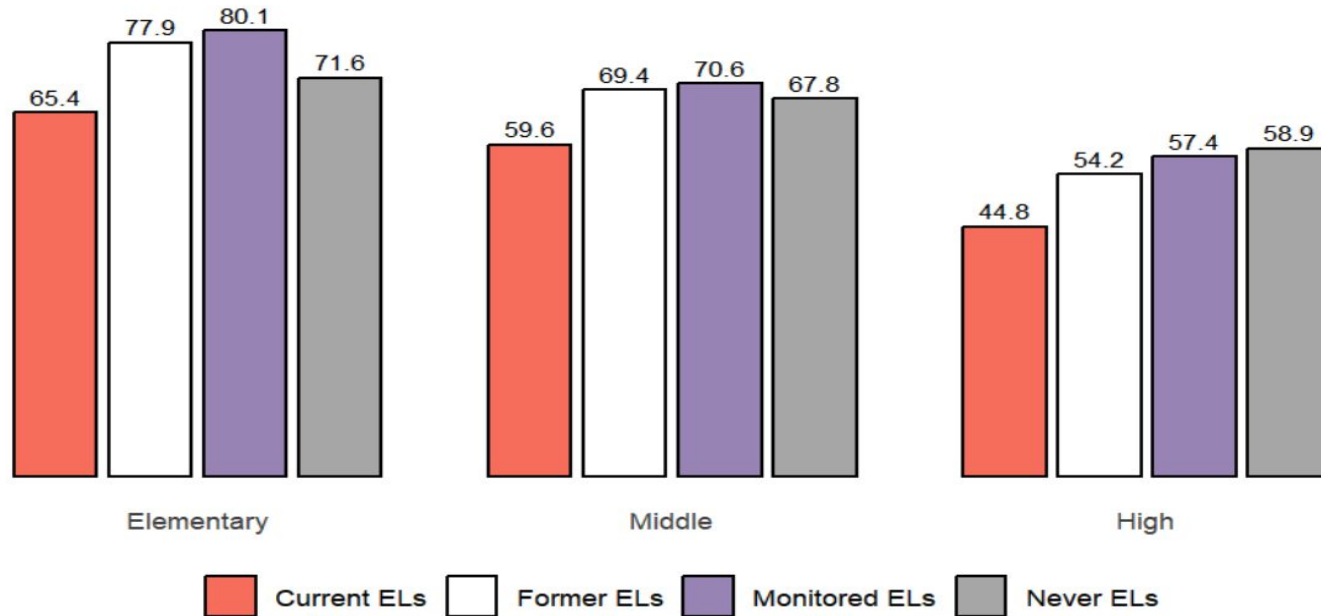
The number of recently arrived current English Learners increased from 4,851 in 22-23 to 6,647 in 23-24.

77% of current English Learners are Latino/a/x, and 34% of Latino/a/x students are current English Learners. A similar percentage of native Hawaiian/pacific Islander students 32% were current English learners.

Spanish was the predominant home language of current ELs 76%, but overall there are 247 documented unique home languages, which is an increase of 25 languages from last year.

Attendance

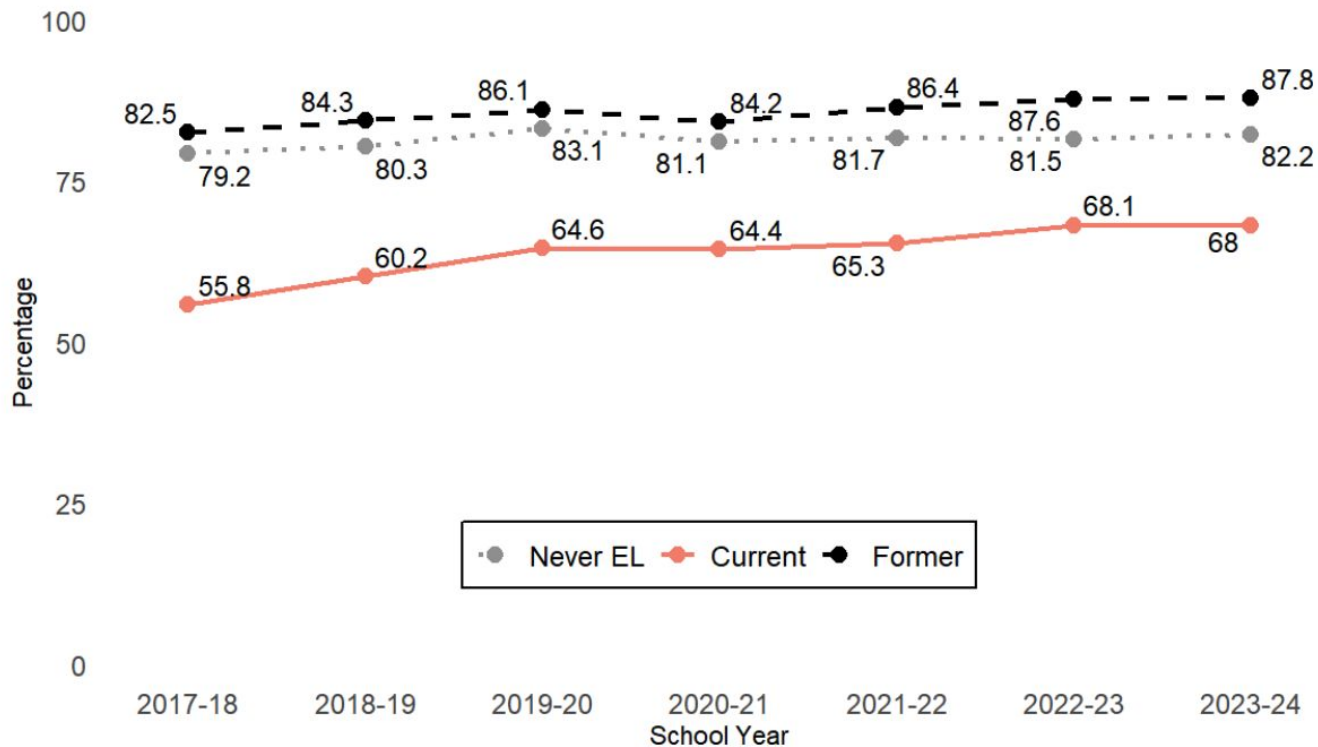
Figure 18. Percentage of current, former, and never English learners regularly attending school by elementary (K-5), middle (6-8), and high school grades (9-12) in 2023-24



Estacada: 23-24, Current EL students K-5 89%, 6-8 86%, 9-12 89%

Graduation-

Figure 20. Percentage of current, former, and never English learners graduating within four years (2017-18 to 2023-24).



Estacada: In
2023-24

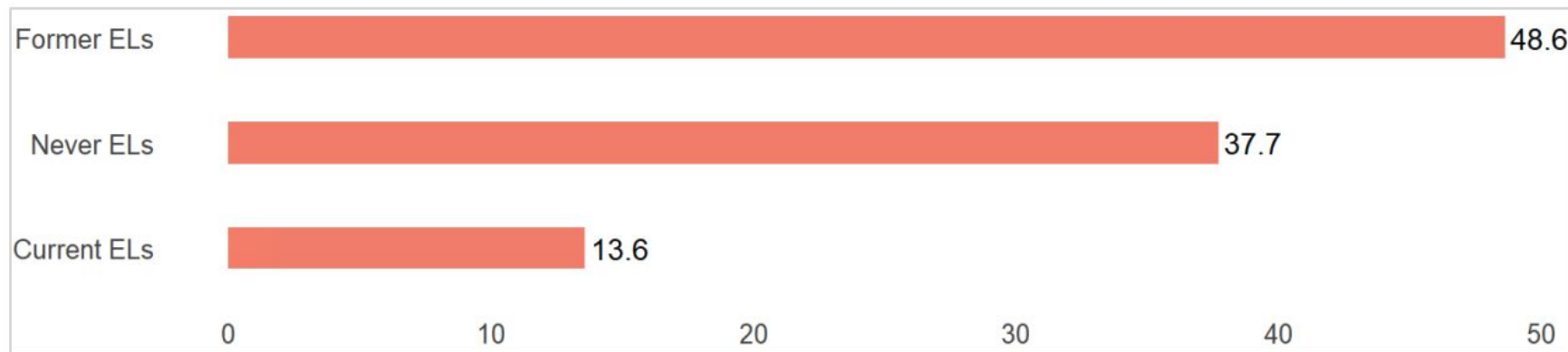
75% of Current ELs.

100% of Former
ELs.

89% of never ELs.

Seal of Biliteracy

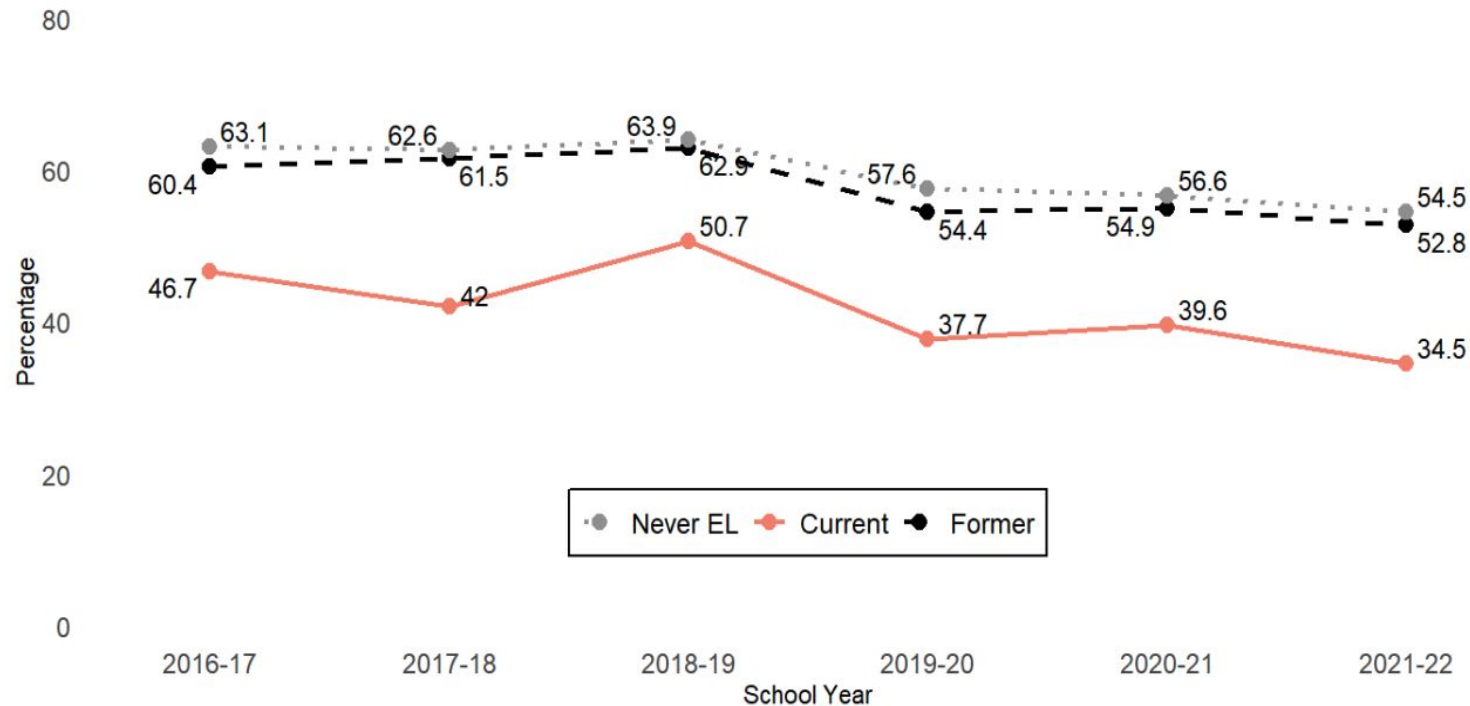
Figure 21. Percentage of current, former, and never English learners graduating with the Seal of Biliteracy in 2023-24 (among all students who graduated with the Seal of Biliteracy).



Estacada: In the 23-24 school year we had 8 students earn the Seal of Biliteracy, which is the highest ever for EHS in a single year since we started awarding this honor in 2018-19!

Beyond High School

Figure 23. Percentage of current, former, and never English learners enrolling in post-secondary institutions within 16 months of high school graduation (2016-17 to 2021-22²⁰).



Estacada: Ever English Learners attended a college or trade school out of high school is at 75% and of our never EL we are at 72%.