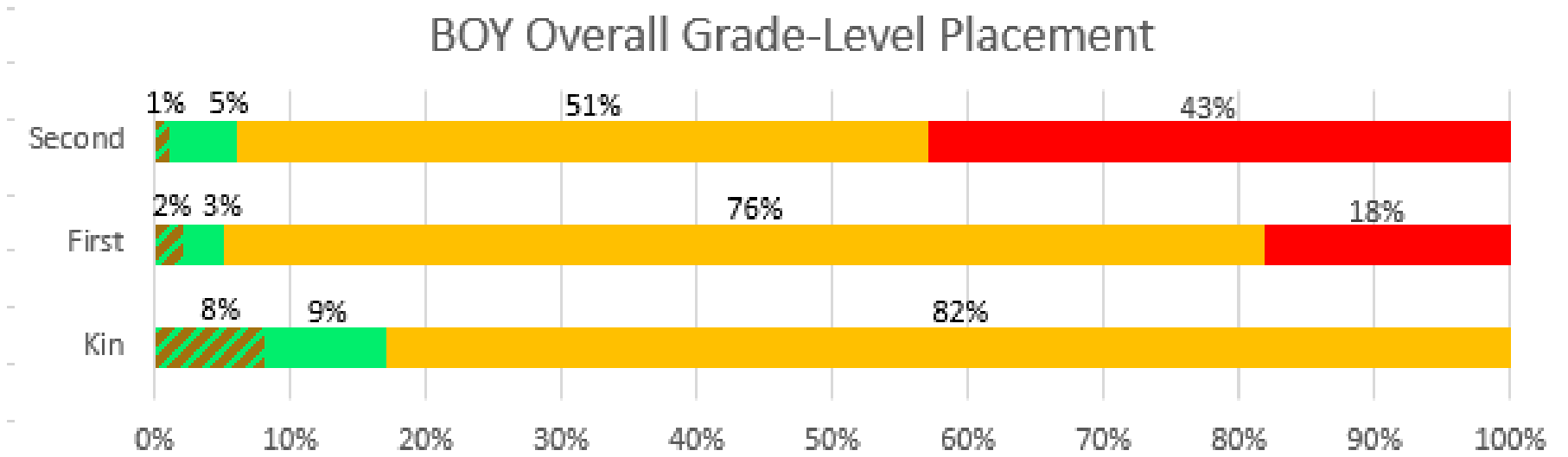


PROGRESS MONITORING

MARCH 2025

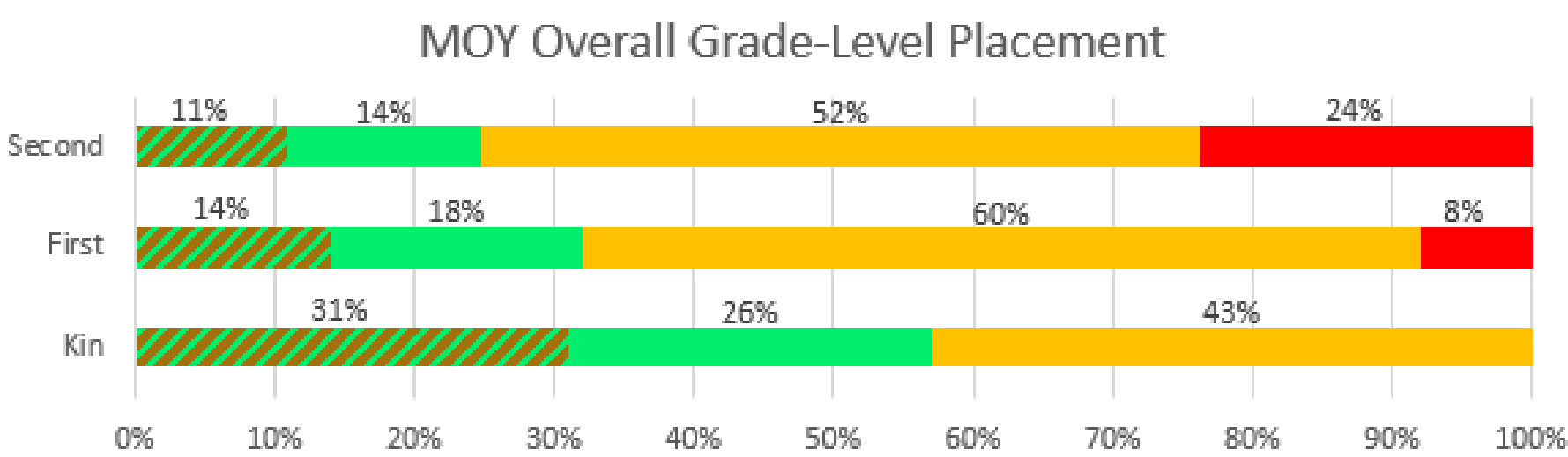


Desoto ISD Math i-Ready 2024-25 Overall Placement **BOY** (Kinder-2nd)



- % Students Mid or Above Grade Level
- % Students One Grade Level Below
- % Students Three or More Grade Levels Below

Desoto ISD Math i-Ready 2024-25 Overall Placement **MOY** (Kinder-2nd)



- % Students Early On Grade Level
- % Students Two Grade Levels Below

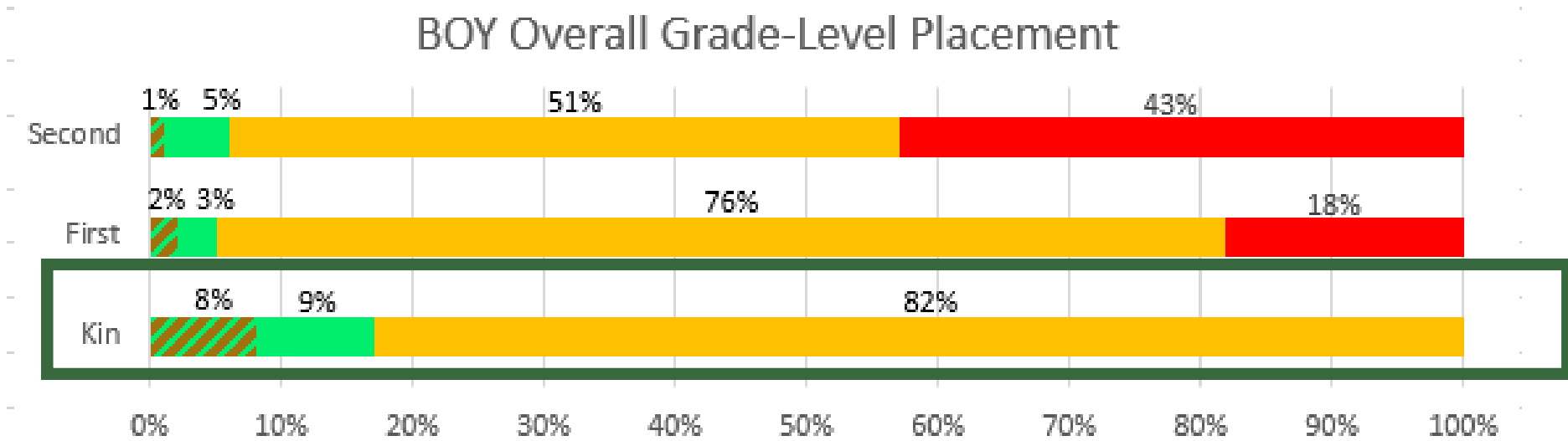
PROGRESS MONITORING

MARCH 2025

GPM 3.1: The average percentage of Kindergarten students that are meeting mid-on grade level on the iReady mathematics EOY diagnostic assessment will increase from 39% in May of 2024 to 47% by May of 2025.

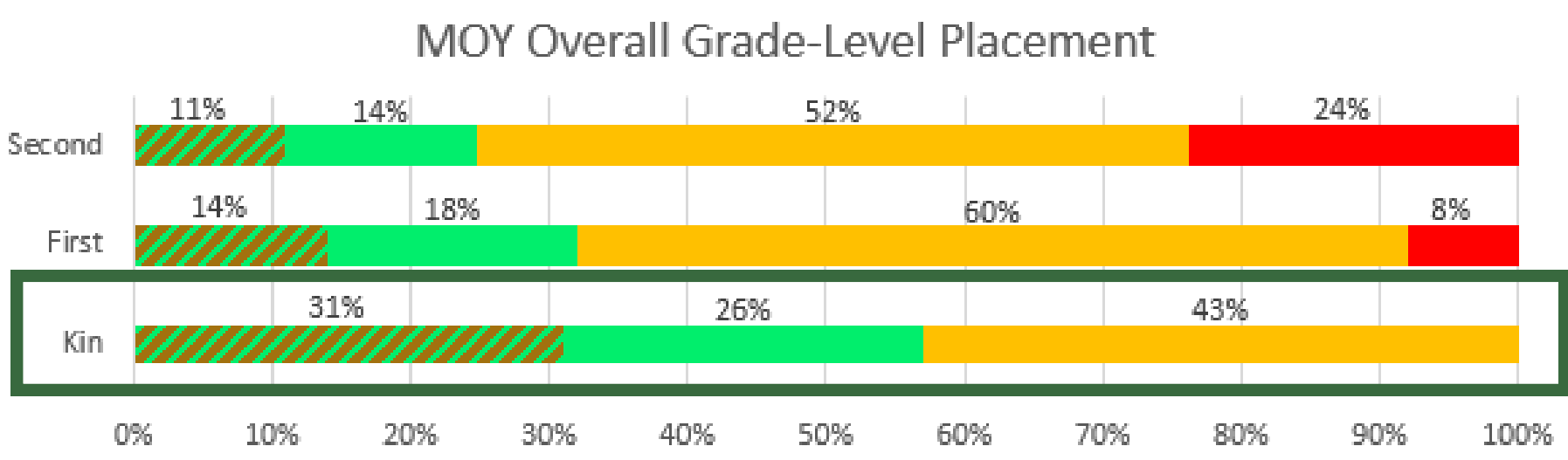


Desoto ISD Math i-Ready 2024-25 Overall Placement **BOY** (Kinder-2nd)



- % Students Mid or Above Grade Level
- % Students One Grade Level Below
- % Students Three or More Grade Levels Below

Desoto ISD Math i-Ready 2024-25 Overall Placement **MOY** (Kinder-2nd)



- % Students Early On Grade Level
- % Students One Grade Level Below
- % Students Two Grade Levels Below

PROGRESS MONITORING

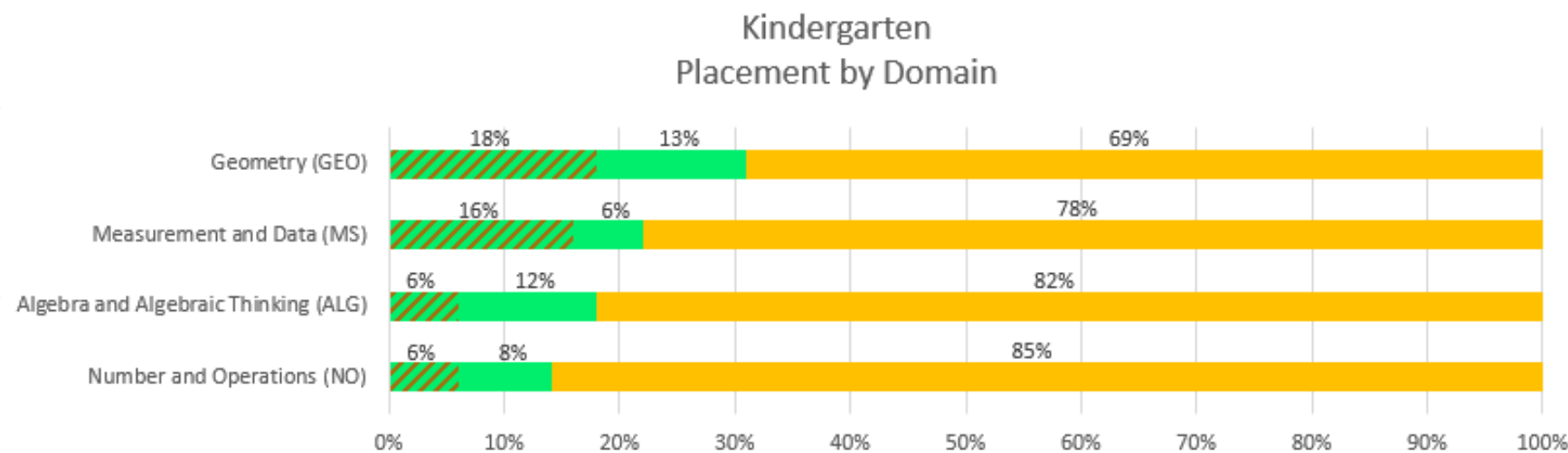
MARCH 2025

GPM 3.1: The average percentage of Kindergarten students that are meeting mid-on grade level on the iReady mathematics EOY diagnostic assessment will increase from 39% in May of 2024 to 47% by May of 2025.



KINDERGARTEN

Desoto ISD Math i-Ready 2024-25
Placement by Domain **BOY**

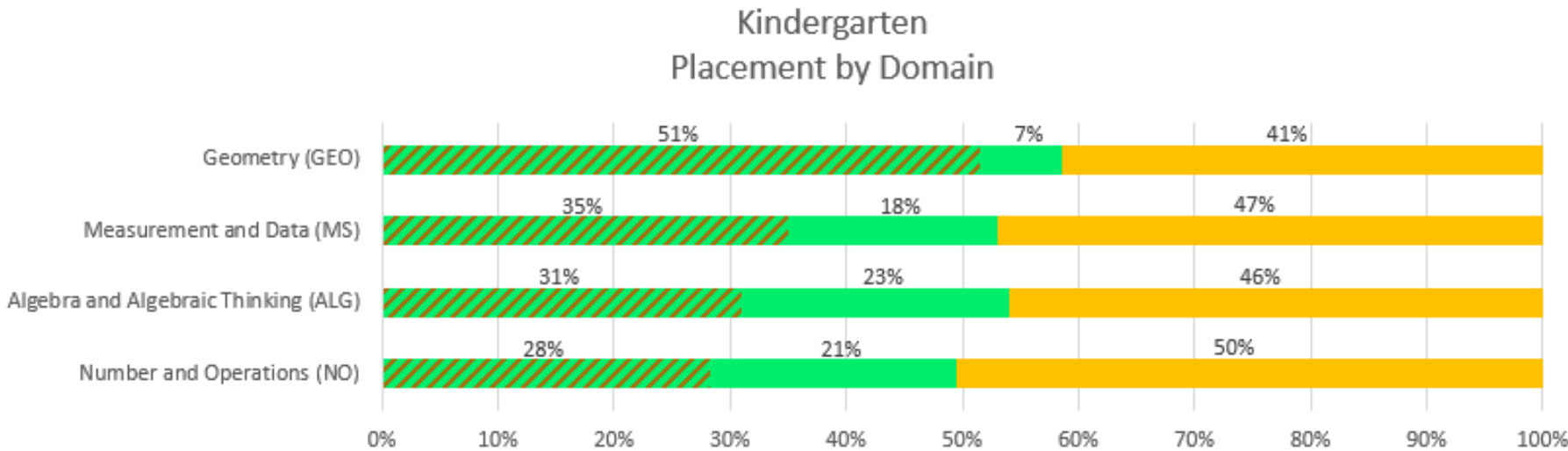


■ % Students Mid or Above Grade Level

■ % Students One Grade Level Below

■ % Students Three or More Grade Levels Below

Desoto ISD Math i-Ready 2024-25
Placement by Domain **MOY**



■ % Students Early On Grade Level

■ % Students Two Grade Levels Below

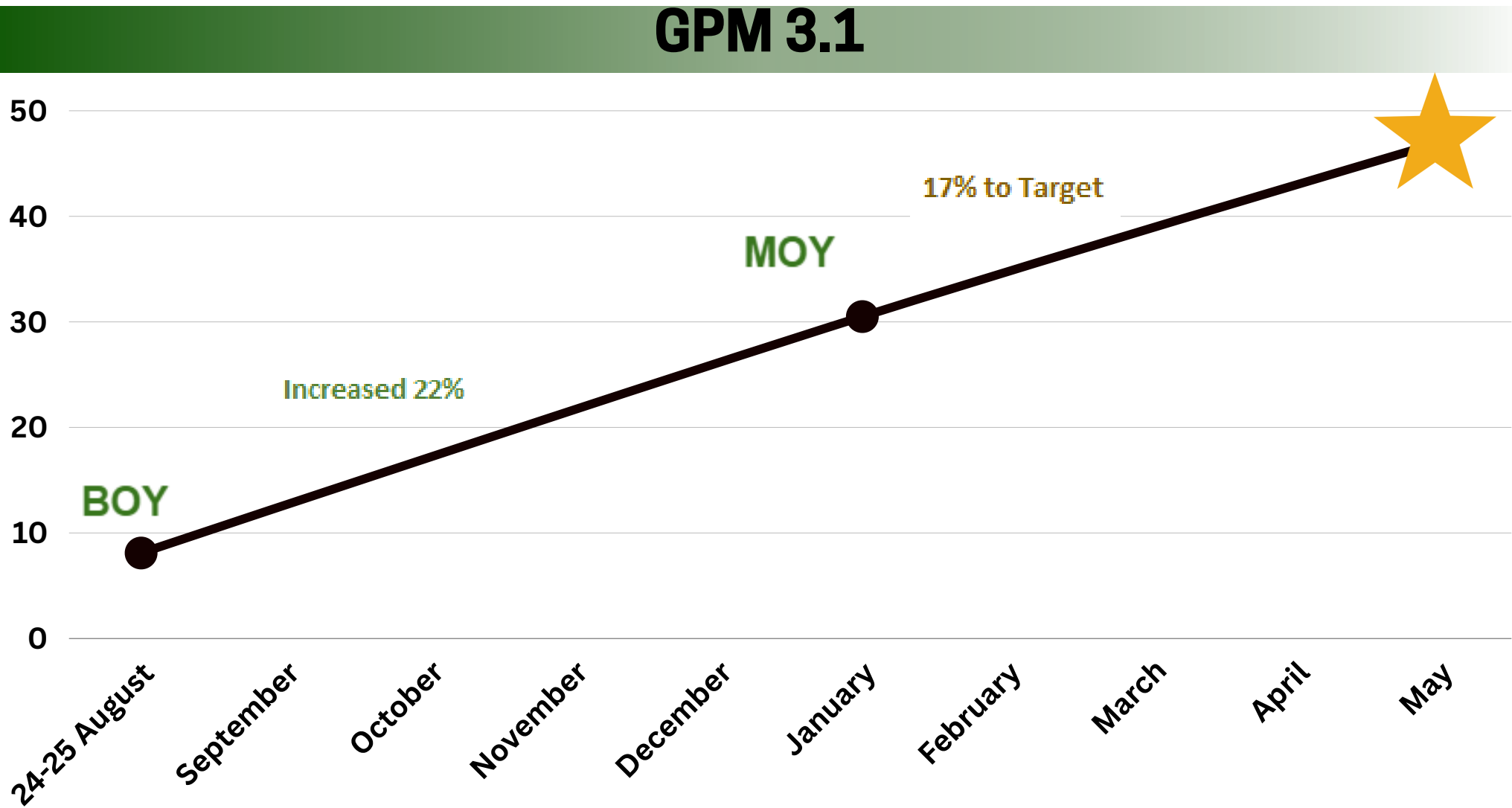
PROGRESS MONITORING

MARCH 2025



GPM 3.1: The average percentage of Kindergarten students that are meeting mid-on grade level on the iReady mathematics EOY diagnostic assessment will increase from 39% in May of 2024 to 47% by May of 2025.

Goal 3: Percentage of students at the Meets level on the 3rd grade STAAR math exam increases from 31.0% in May 2019 to 53.0% by May 2025.



Progress		
BOY	MOY	ANNUAL TARGET
8.1%	30.5%	47%

We are ON TRACK to meet and surpass the yearly target by May 2025.

	24-25 MOY Total # of TESTED	24-25 MOY % of Students On Track	24-25 BOY % of Student On Track	Diff MOY to BOY 2024	24-25 Annual Target %	% Distance from Annual Target	Students needed to meet Target
All	305	30.5%	8.1%	22.3%	47%	-16.5%	50
Black	225	30.2%	8.8%	21.4%	47%	-16.8%	38
Hispanic	68	32.4%	5.9%	26.5%	47%	-14.6%	10
Two or More	*	*	*	*	47%	*	*
White	*	*	*	*	47%	*	*
SPED	13	46.2%	17.6%	28.5%	47%	-0.8%	1
EcoDis	199	29.6%	7.7%	21.9%	47%	-17.4%	35
EB	42	33.3%	4.8%	28.6%	47%	-13.7%	6

Key
At or Above EOY Target
Less than or equal to 5% below EOY Target
More than 5% below EOY Target
* Board Target not set 10 students or less

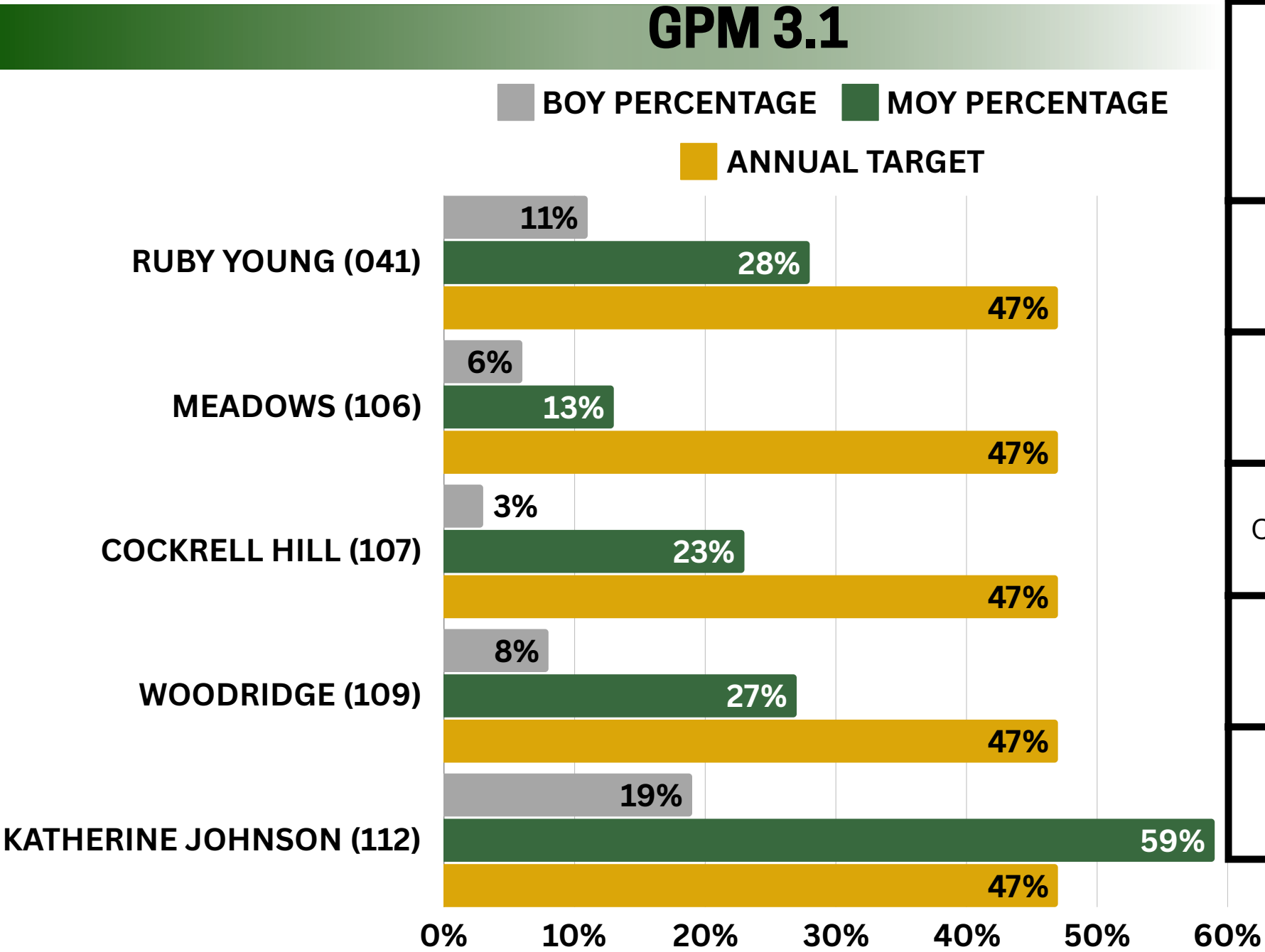
PROGRESS MONITORING

MARCH 2025



GPM 3.1: The average percentage of Kindergarten students that are meeting mid-on grade level on the iReady mathematics EOY diagnostic assessment will increase from 39% in May of 2024 to 47% by May of 2025.

Goal 3: Percentage of students at the Meets level on the 3rd grade STAAR math exam increases from 31.0% in May 2019 to 53.0% by May 2025.



CAMPUS	24-25 MOY Total # of TESTED	24-25 MOY % of Student On Track	24-25 BOY % of Student On Track	Diff MOY to BOY 2024	24-25 Annual Target %	% Distance from Annual Target	Students Needed to meet Target
RUBY YOUNG	25	28%	11%	17%	47%	-19%	5
MEADOWS	32	13%	6%	6%	47%	-35%	11
COCKRELL HILL	116	23%	3%	21%	47%	-24%	28
WOODRIDGE	73	27%	8%	20%	47%	-20%	14
KATHERINE JOHNSON	59	59%	19%	40%	47%	12%	0

Key
At or Above EOY Target
Less than or equal to 5% below EOY Target
More than 5% below EOY Target
* Board Target not set 10 students or less

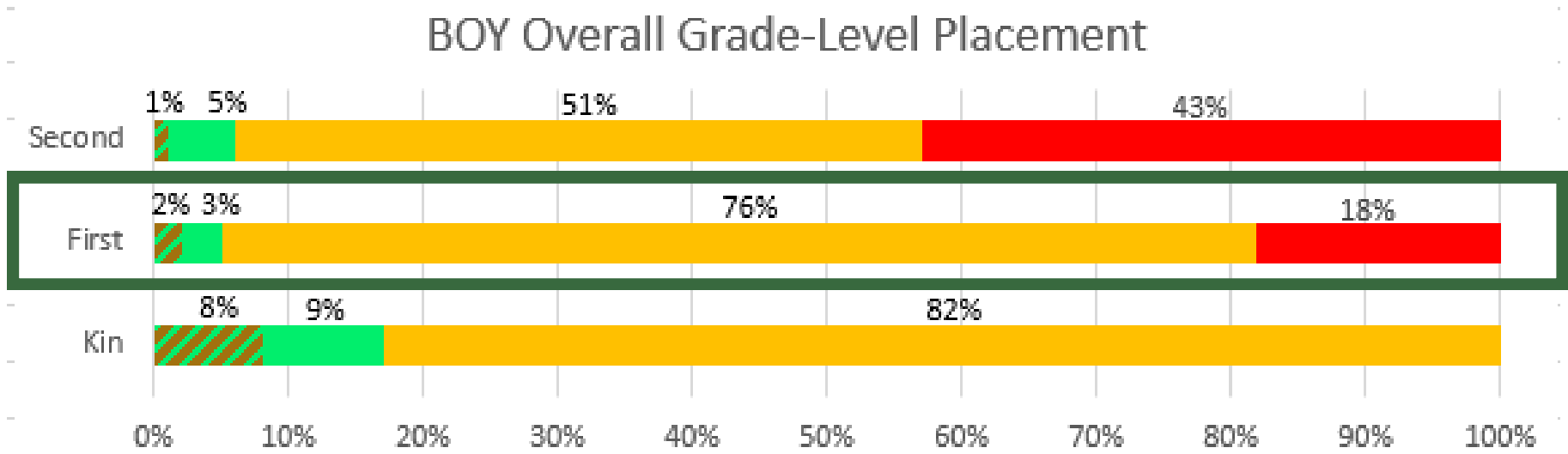
PROGRESS MONITORING

MARCH 2025

GPM 3.2: The average percentage of first grade students that are meeting mid-on grade level on the iReady mathematics EOY diagnostic assessment will increase from 33% in May of 2024 to 42% in May of 2025.

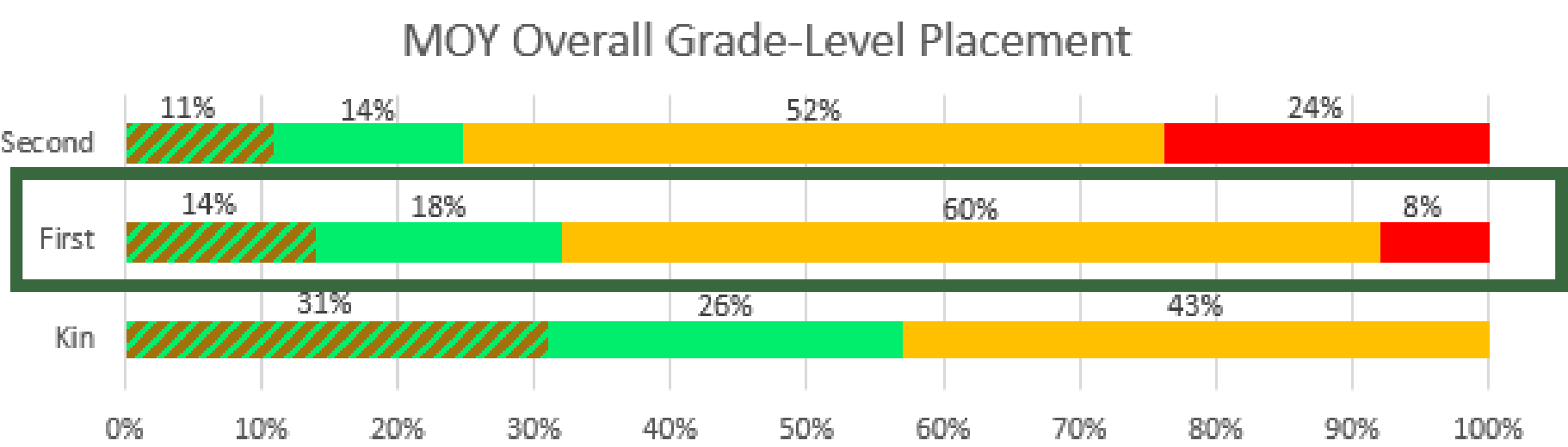


Desoto ISD Math i-Ready 2024-25 Overall Placement **BOY** (Kinder-2nd)



- % Students Mid or Above Grade Level
- % Students One Grade Level Below
- % Students Three or More Grade Levels Below

Desoto ISD Math i-Ready 2024-25 Overall Placement **MOY** (Kinder-2nd)



- % Students Early On Grade Level
- % Students One Grade Level Below
- % Students Two Grade Levels Below

PROGRESS MONITORING

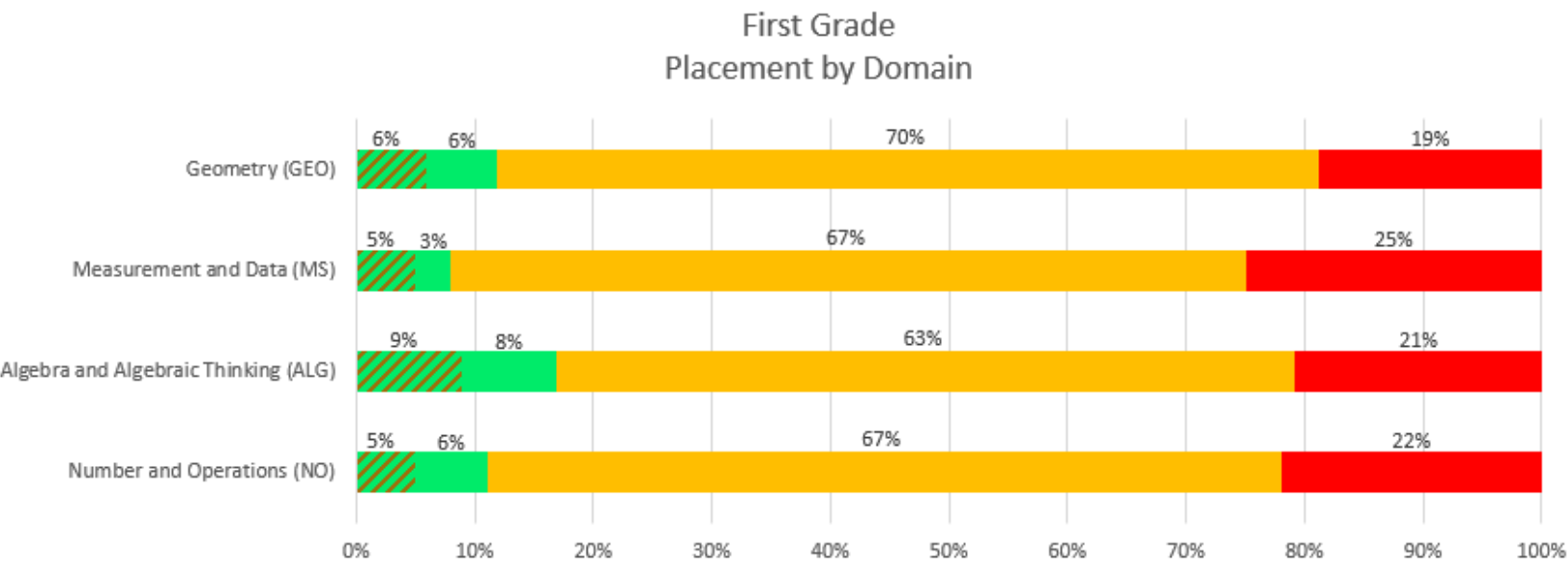
MARCH 2025

GPM 3.2: The average percentage of first grade students that are meeting mid-on grade level on the iReady mathematics EOY diagnostic assessment will increase from 33% in May of 2024 to 42% in May of 2025.



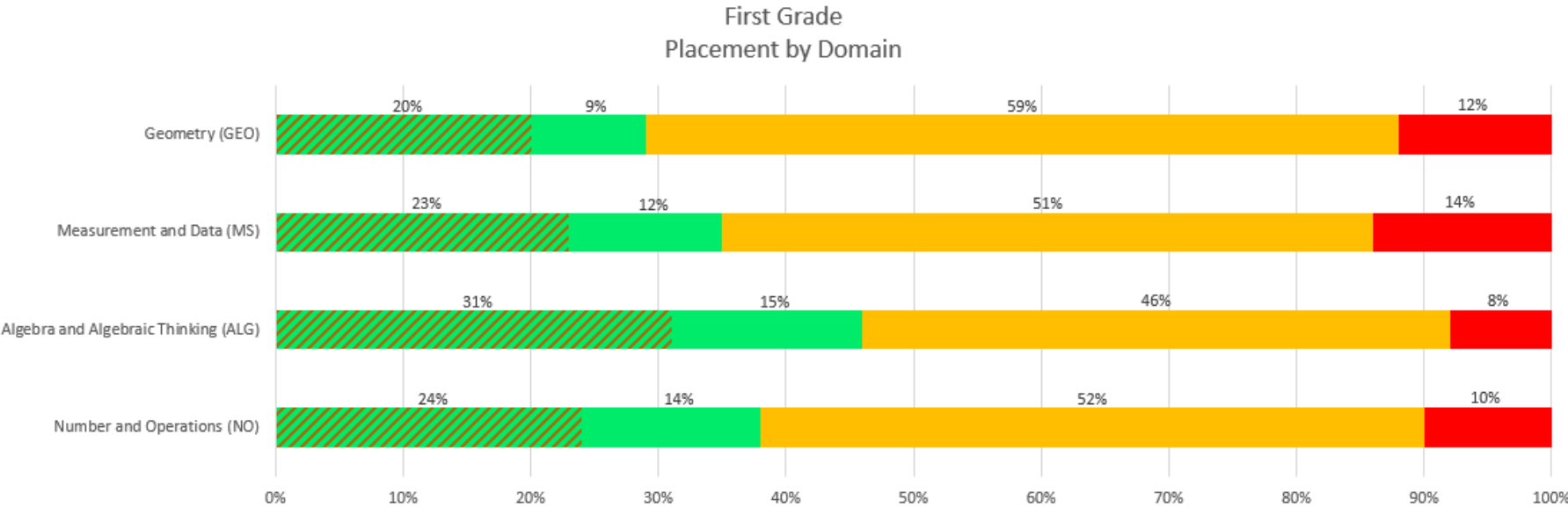
FIRST GRADE

**Desoto ISD Math i-Ready 2024-25
Placement by Domain BOY**



- % Students Mid or Above Grade Level
- % Students Early On Grade Level
- % Students One Grade Level Below
- % Students Three or More Grade Levels Below

**Desoto ISD Math i-Ready 2024-25
Placement by Domain MOY**



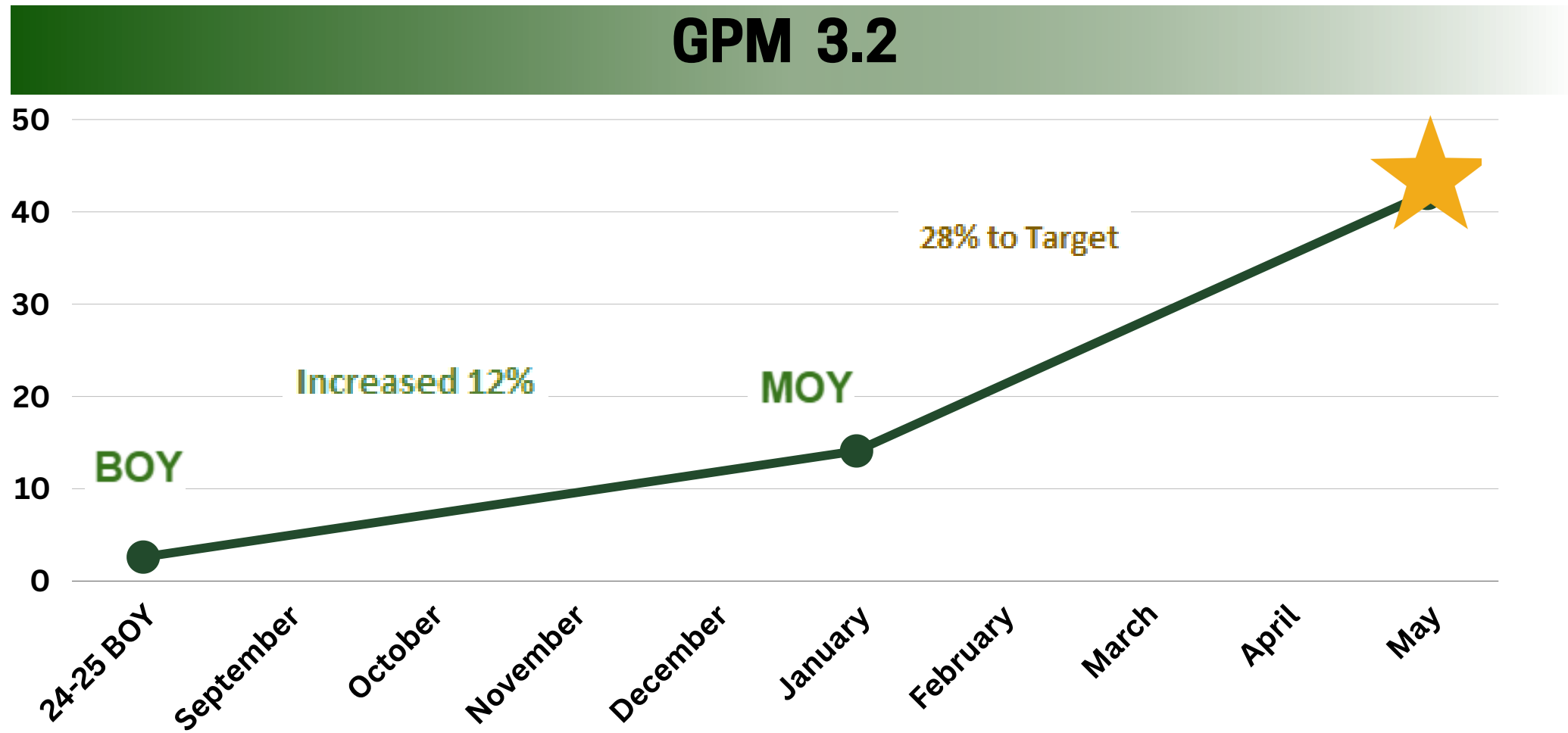
- % Students Early On Grade Level
- % Students Two Grade Levels Below

PROGRESS MONITORING

MARCH 2025



Goal 3: Percentage of students at the Meets level on the 3rd grade STAAR math exam increases from 31.0% in May 2019 to 53.0% by May 2025.



Progress		
BOY	MOY	ANNUAL TARGET
2.6%	14.1%	42%

We are **OFF TRACK** to meet and surpass the yearly target by May

GPM 3.2: The average percentage of first grade students that are meeting mid-on grade level on the iReady mathematics EOY diagnostic assessment will increase from 33% in May of 2024 to 42% in May of 2025.

	24-25 MOY Total # of TESTED	24-25 MOY % of Students On Track	24-25 BOY % of Student On Track	Diff MOY to BOY 2024	24-25 Annual Target %	% Distance from Annual Target	Students needed to meet Target
All	306	14.1%	2.6%	11.4%	42%	-27.9%	86
Black	202	13.4%	1.5%	11.8%	42%	-28.6%	58
Hispanic	85	15.3%	4.6%	10.7%	42%	-26.7%	23
Two or More	*	*	*	*	42%	*	*
White	*	*	*	*	42%	*	*
SPED	25	0.0%	0.0%	0.0%	42%	-42.0%	11
EcoDis	171	11.1%	1.9%	9.2%	42%	-30.9%	53
EB	44	9.1%	2.2%	6.9%	42%	-32.9%	14

Key
At or Above EOY Target
Less than or equal to 5% below EOY Target
More than 5% below EOY Target
* Board Target not set 10 students or less

PROGRESS MONITORING

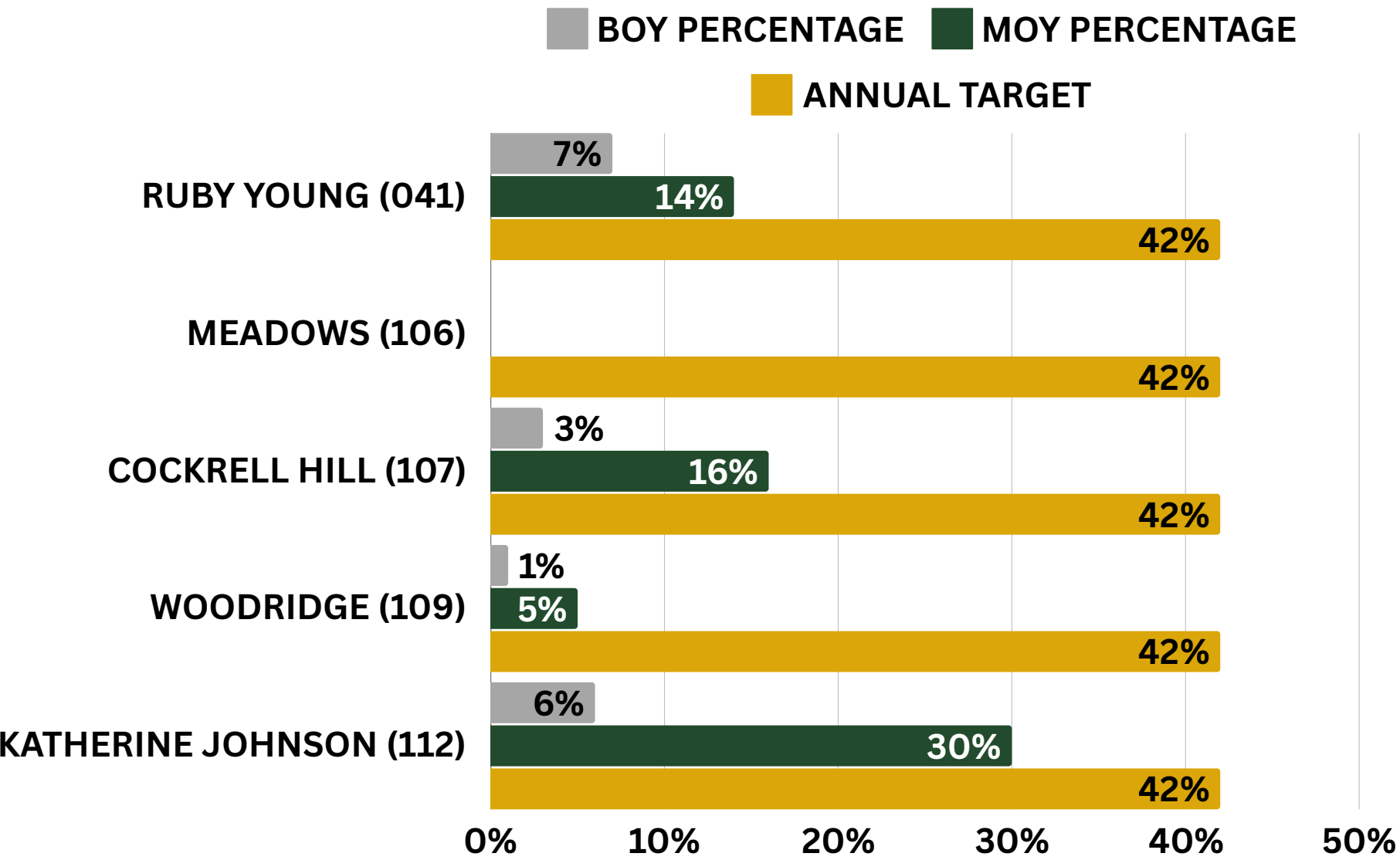
MARCH 2025



GPM 3.2: The average percentage of first grade students that are meeting mid-on grade level on the iReady mathematics EOY diagnostic assessment will increase from 33% in May of 2024 to 42% in May of 2025.

Goal 3: Percentage of students at the Meets level on the 3rd grade STAAR math exam increases from 31.0% in May 2019 to 53.0% by May 2025.

GPM 3.2



CAMPUS	24-25 MOY Total # of TESTED	24-25 MOY % of Student On Track	24-25 BOY % of Student On Track	Diff MOY to BOY 2024	24-25 Annual Target %	% Distance from Annual Target	Students Needed to meet Target
RUBY YOUNG	14	14%	7%	8%	42%	-28%	4
MEADOWS	22	0%	0%	0%	42%	-42%	9
COCKRELL HILL	122	16%	3%	13%	42%	-26%	32
WOODRIDGE	92	5%	1%	4%	42%	-37%	34
KATHERINE JOHNSON	56	30%	6%	25%	42%	-12%	7

Key
At or Above EOY Target
Less than or equal to 5% below EOY Target
More than 5% below EOY Target
* Board Target not set 10 students or less

PROGRESS MONITORING

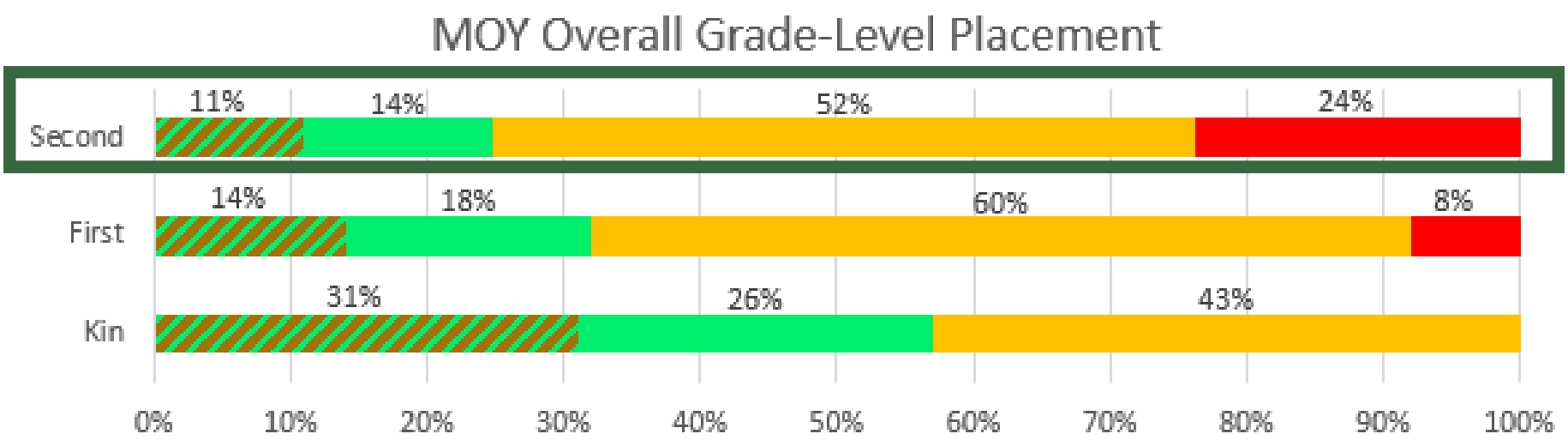
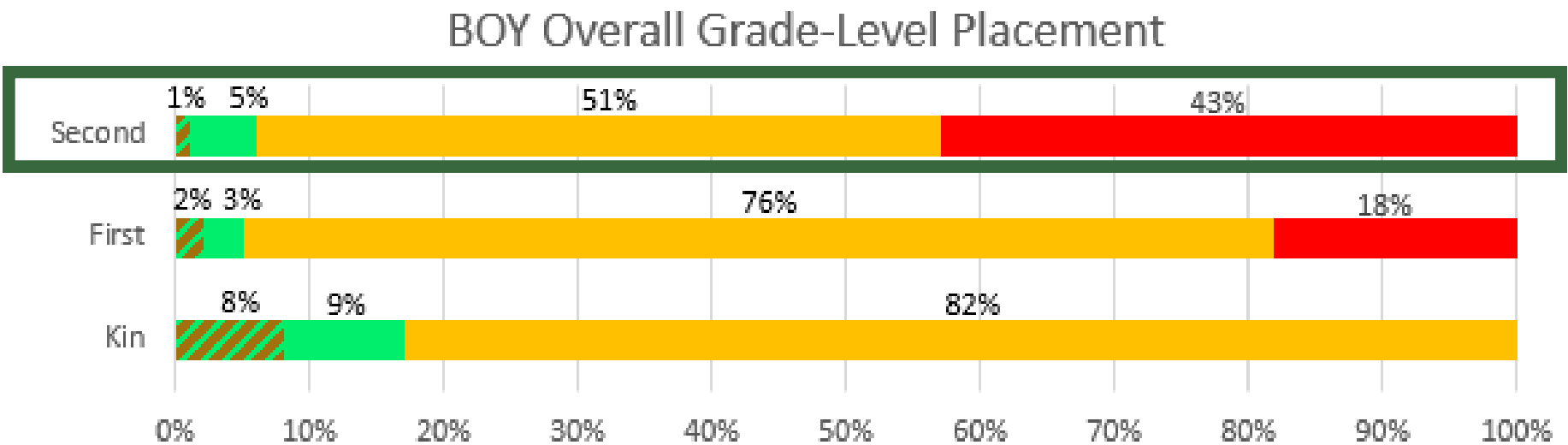
MARCH 2025

GPM 3.3: The average percentage of second-grade students that meet mid-on grade level on the iReady EOY mathematics diagnostic assessment will increase from 16% in May of 2024 to 41% in May of 2025.



Desoto ISD Math i-Ready 2024-25 Overall Placement **BOY** (Kinder-2nd)

Desoto ISD Math i-Ready 2024-25 Overall Placement **MOY** (Kinder-2nd)



- % Students Mid or Above Grade Level
- % Students One Grade Level Below
- % Students Three or More Grade Levels Below

- % Students Early On Grade Level
- % Students Two Grade Levels Below

PROGRESS MONITORING

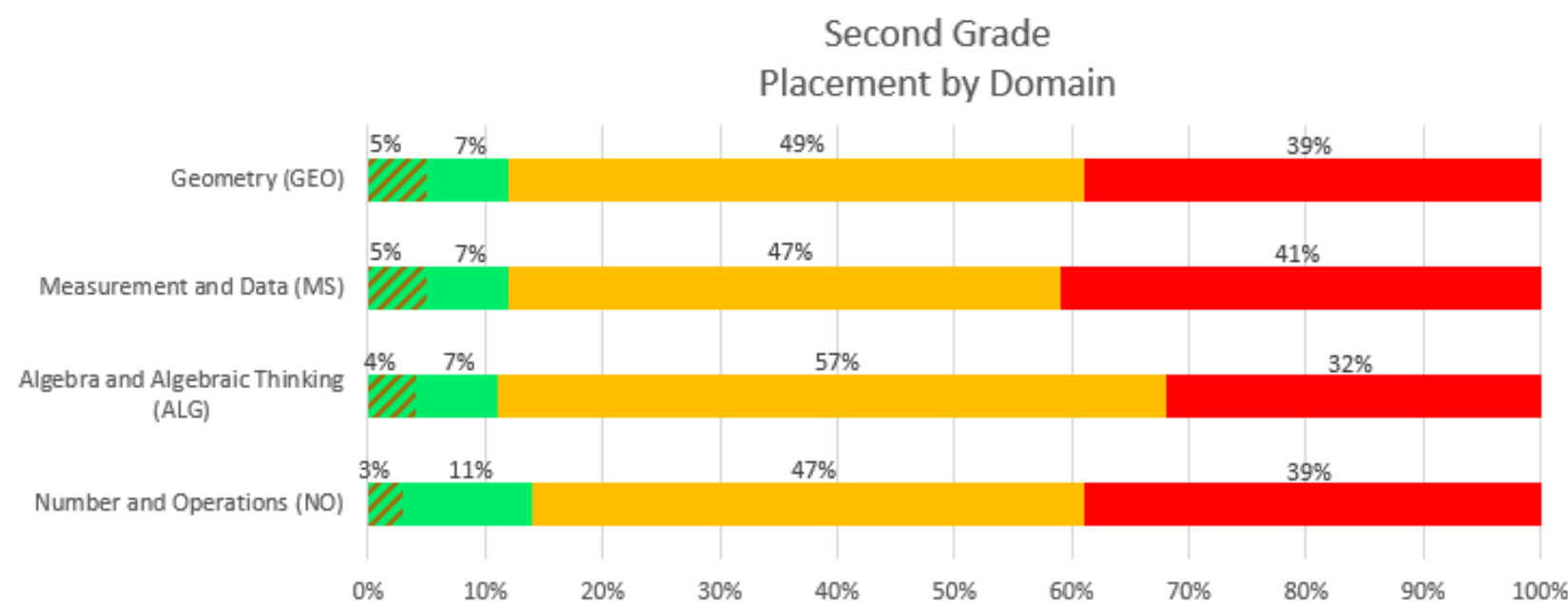
MARCH 2025

GPM 3.3: The average percentage of second-grade students that meet mid-on grade level on the iReady EOY mathematics diagnostic assessment will increase from 16% in May of 2024 to 41% in May of 2025.



SECOND GRADE

Desoto ISD Math i-Ready 2024-25
Placement by Domain **BOY**

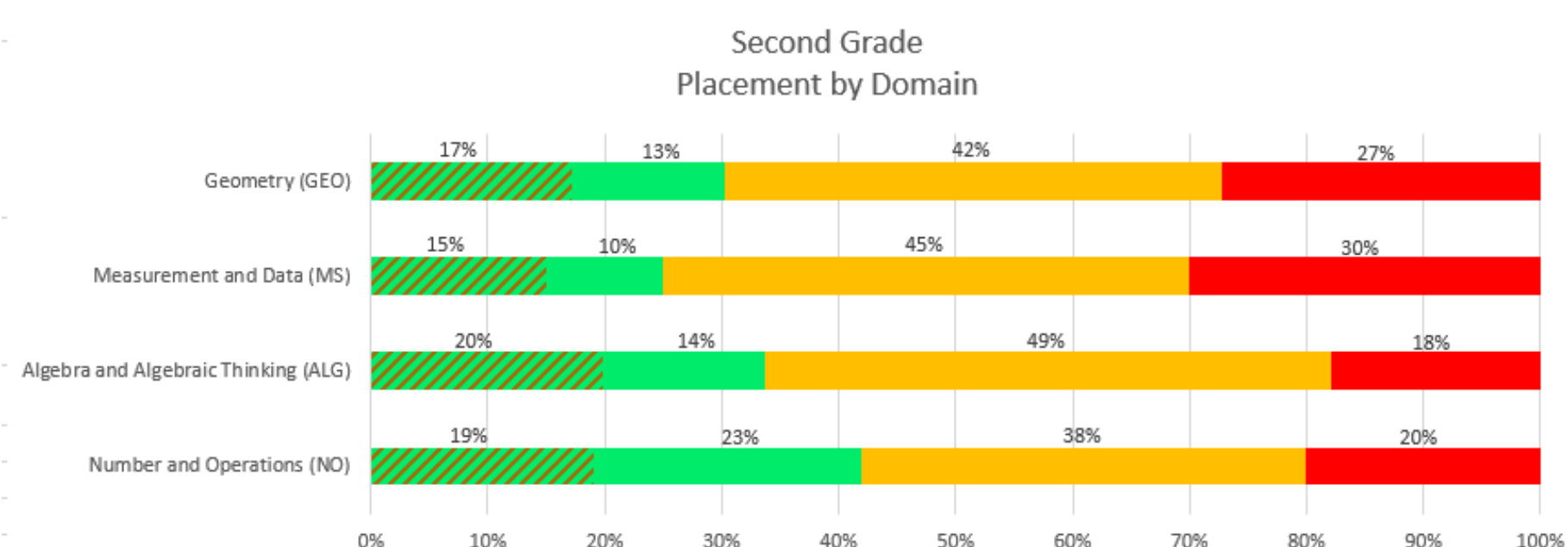


■ % Students Mid or Above Grade Level

■ % Students One Grade Level Below

■ % Students Three or More Grade Levels Below

Desoto ISD Math i-Ready 2024-25
Placement by Domain **MOY**



■ % Students Early On Grade Level

■ % Students Two Grade Levels Below

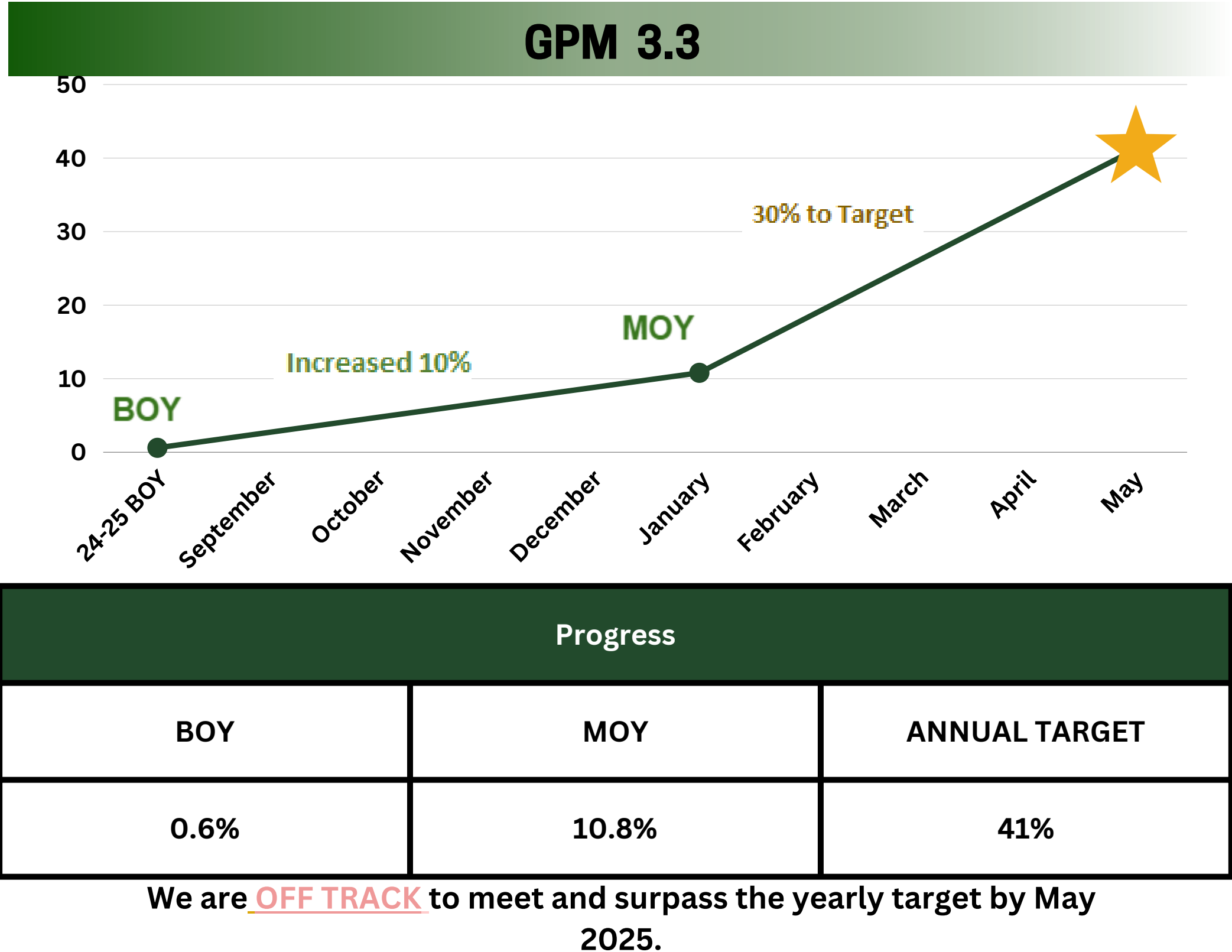
PROGRESS MONITORING

MARCH 2025



GPM 3.3: The average percentage of second-grade students that meet mid-on grade level on the iReady EOY mathematics diagnostic assessment will increase from 16% in May of 2024 to 41% in May of 2025.

Goal 3: Percentage of students at the Meets level on the 3rd grade STAAR math exam increases from 31.0% in May 2019 to 53.0% by May 2025.



	24-25 MOY Total # of TESTED	24-25 MOY % of Students On Track	24-25 BOY % of Student On Track	Diff MOY to BOY 2024	24-25 Annual Target %	% Distance from Annual Target	Students needed to meet Target
All	332	10.8%	0.6%	10.2%	41%	-30.2%	100
Black	222	10.8%	0.9%	9.9%	41%	-30.2%	67
Hispanic	85	11.8%	0.0%	11.8%	41%	-29.2%	25
Two or More	16	12.5%	0.0%	12.5%	41%	-28.5%	5
White	*	*	*	*	41%	*	*
SPED	41	4.9%	0.0%	4.9%	41%	-36.1%	15
EcoDis	203	8.4%	0.0%	8.4%	41%	-32.6%	66
EB	51	9.8%	1.9%	7.9%	41%	-31.2%	16

Key
At or Above EOY Target
Less than or equal to 5% below EOY Target
More than 5% below EOY Target
* Board Target not set 10 students or less

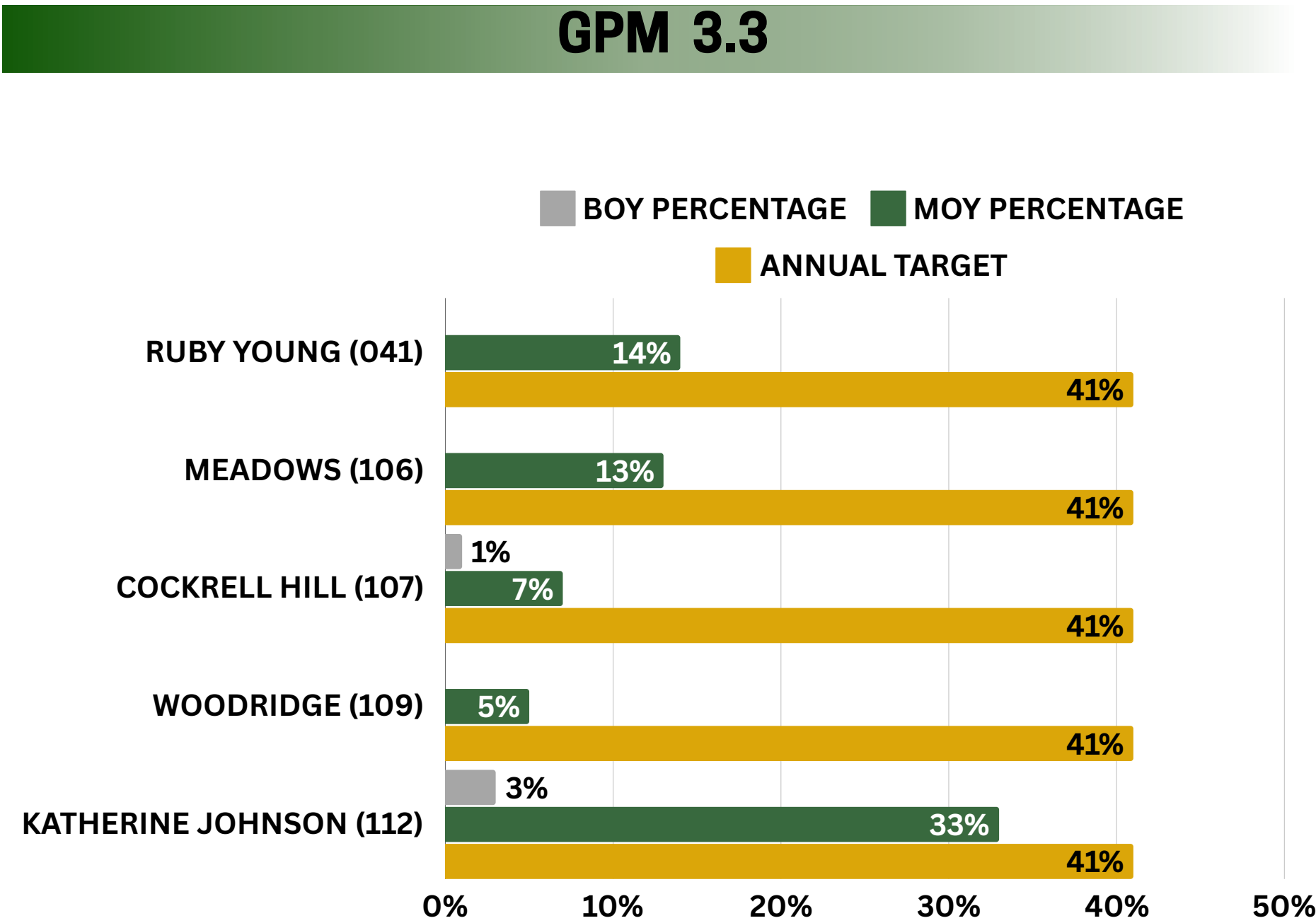
PROGRESS MONITORING

MARCH 2025



GPM 3.3: The average percentage of second-grade students that meet mid-on grade level on the iReady EOY mathematics diagnostic assessment will increase from 16% in May of 2024 to 41% in May of 2025.

Goal 3: Percentage of students at the Meets level on the 3rd grade STAAR math exam increases from 31.0% in May 2019 to 53.0% by May 2025.



CAMPUS	24-25 MOY Total # of TESTED	24-25 MOY % of Student On Track	24-25 BOY % of Student On Track	Diff MOY to BOY 2024	24-25 Annual Target %	% Distance from Annual Target	Students Needed to meet Target
RUBY YOUNG	21	14%	0%	14%	41%	-27%	6
MEADOWS	39	13%	0%	13%	41%	-28%	11
COCKRELL HILL	131	7%	1%	6%	41%	-34%	45
WOODRIDGE	98	5%	0%	5%	41%	-36%	35
KATHERINE JOHNSON	43	33%	3%	30%	41%	-8%	4

Key
At or Above EOY Target
Less than or equal to 5% below EOY Target
More than 5% below EOY Target
* Board Target not set 10 students or less