



UNITED INDEPENDENT SCHOOL DISTRICT INFORMATIONAL ITEM

TOPIC: October Exit Retesters Report

SUBMITTED BY: Pamela R. Juarez OF: Instructional Department

APPROVED FOR TRANSMITTAL TO SCHOOL BOARD: _____

DATE ASSIGNED FOR BOARD CONSIDERATION: January 19, 2011





INFORMATIONAL REPORT:





Attached please find a three year comparison of students meeting standards on the October TAKS Administration.

THREE YEAR SUMMARY

OCTOBER EXIT REPORT

12TH GRADE





	2008-2009			2009-2010			2010-2011		
	TESTED	PASSED	% PASSED	TESTED	PASSED	% PASSED	TESTED	PASSED	% PASSED
MATH									
 United High School	155	44	28%	146	63	43%	85	33	39%
 United South High School	97	27	28%	133	48	36%	77	44	57%
 Alexander High School	78	25	32%	100	43	43%	39	16	41%
 Lyndon B. Johnson High School	73	10	14%	86	17	20%	70	31	44%
DISTRICT	403	106	26%	465	171	37%	271	124	46%





	2008-2009			2009-2010			2010-2011		
	TESTED	PASSED	% PASSED	TESTED	PASSED	% PASSED	TESTED	PASSED	% PASSED
ELA									
 United High School	90	49	54%	73	49	67%	47	29	62%
 United South High School	49	26	53%	58	26	45%	54	20	37%
 Alexander High School	37	26	70%	64	45	70%	28	16	57%
 Lyndon B. Johnson High School	64	30	47%	64	21	33%	51	19	37%
DISTRICT	240	131	55%	259	141	54%	180	84	47%

THREE YEAR SUMMARY

OCTOBER EXIT REPORT

12TH GRADE

	2008-2009			2009-2010			2010-2011		
	TESTED	PASSED	% PASSED	TESTED	PASSED	% PASSED	TESTED	PASSED	% PASSED
SOCIAL STUDIES									
 United High School	68	49	72%	55	39	71%	29	15	52%
 United South High School	38	17	45%	31	8	26%	23	14	61%
 Alexander High School	20	15	75%	33	27	82%	11	7	64%
 Lyndon B. Johnson High School	29	10	34%	24	4	17%	11	8	73%
DISTRICT	155	91	59%	143	78	55%	74	44	59%

	2008-2009			2009-2010			2010-2011		
	TESTED	PASSED	% PASSED	TESTED	PASSED	% PASSED	TESTED	PASSED	% PASSED
SCIENCE									
 United High School	147	50	34%	125	61	49%	61	27	44%
 United South High School	118	40	34%	129	43	33%	63	19	30%
 Alexander High School	71	35	49%	94	63	67%	35	15	43%
 Lyndon B. Johnson High School	79	23	29%	74	21	28%	60	17	28%
DISTRICT	415	148	36%	422	188	45%	219	78	36%