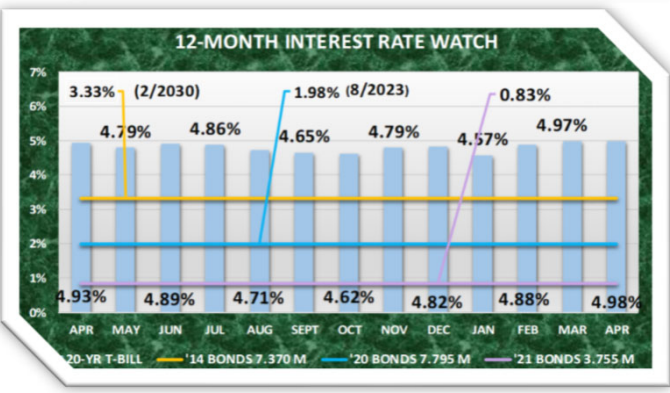
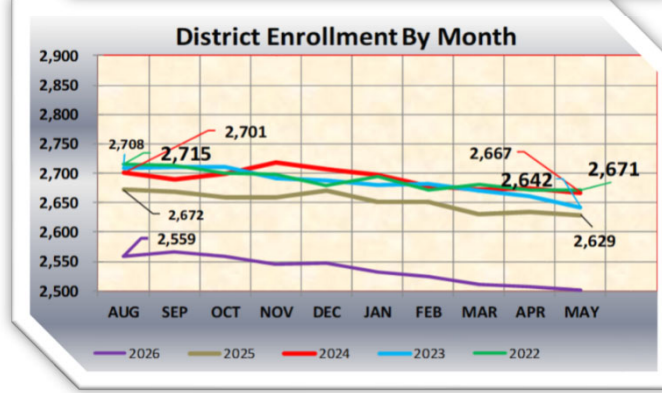
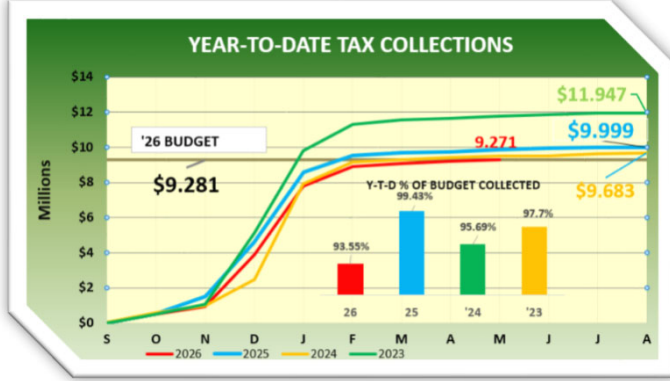
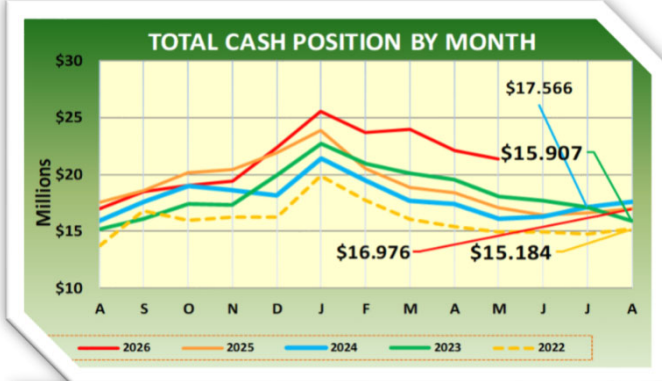
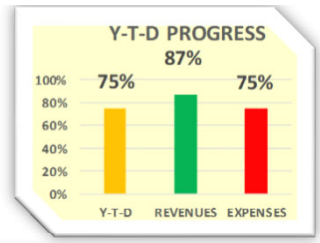


**FY26 STATE PROJECTED**  
As of March 2026  
**projected state payment**  
**\$21,342,976**  
**COMPARED TO BUDGET**  
**\$21,917,885**

# GATESVILLE ISD

# VITAL SIGNS

May 31, 2026



### ENROLLMENT BY GRADE (May 31)

Grade	2020	2021	2022	2023	2024	2025	2026
EE	13	13	12	9	25	25	39
PK	45	66	70	87	78	78	81
KD	212	199	177	183	194	176	177
1	189	215	214	185	195	186	193
2	206	183	205	217	196	213	204
3	209	198	186	208	215	203	205
4	215	209	189	189	208	204	196
5	212	206	208	183	188	209	210
6	198	214	212	213	197	186	182
7	227	202	211	216	210	193	192
8	197	223	203	213	212	205	201
9	246	208	236	212	209	209	193
10	208	231	184	215	198	199	188
11	201	214	210	175	203	178	171
12	199	196	198	203	173	208	197

ENROLLMENT CHANGE FROM LAST MONTH: -7												ENROLLMENT CHANGE FROM LAST YEAR: -128																	
EE	PK	KD	1	2	3	4	5	6	7	8	9	10	11	12	EE	PK	KD	1	2	3	4	5	6	7	8	9	10	11	12
3	-4	-1	0	-1	0	0	0	0	-1	0	-4	2	-1	0	-15	1	-18	-12	-28	1	-4	-12	24	-7	-15	-6	-1	-8	-28
PRI: -2			ELE: -1			INT: 0			JH: -1			HS: -3			PRI: -32			ELE: -39			INT: 8			JH: -22			HS: -43		

### 2025-2026 ATTENDANCE BY GRADE LEVEL (AUG 13 - MAY 31)

GRADE:	EE	PK	K	1	2	3	4	5	6	7	8	9	10	11	12	GISD
MAY	88.69%	94.58%	95.87%	95.74%	95.38%	96.27%	95.20%	95.31%	94.24%	95.23%	94.47%	91.00%	91.30%	89.85%	88.45%	93.78%
+/- APR	95.02% (+0.47%)			95.82% (-0.28%)			94.90% (-0.87%)			94.85% (-0.75%)			90.22% (-2.12%)			(-0.94%)
CAMPUS	PRIMARY			ELEMENTARY			INTERMEDIATE			JUNIOR HIGH			HIGH SCHOOL			GISD
Y-T-D	89.09%	93.32%	95.29%	95.64%	95.63%	96.20%	95.36%	95.01%	94.91%	95.39%	94.35%	93.23%	92.89%	92.30%	91.06%	94.40%
+/- '26	94.47% (+0.11%)			95.84% (0.00%)			95.09% (-0.01%)			94.86% (-0.01%)			92.43% (-0.16%)			(-0.04%)
CAMPUS	PRIMARY			ELEMENTARY			INTERMEDIATE			JUNIOR HIGH			HIGH SCHOOL			GISD