




*Wharton County
Junior College*



Monthly Financial Reports

August 2023



Revenue & Expenditure Summary


	FISCAL 2023				FISCAL 2022			% OF PRIOR YR ACTUAL
	Current Month	Y-T-D ACTUAL	Budget	% of Budget	Y-T-D ACTUAL	Budget	% of Budget	
Fund 1000								
Revenues:								
State appropriations	\$ 883,999	\$ 9,319,626	\$ 9,305,255	100.15%	\$ 9,319,690	\$ 9,305,255	100.16%	100%
Tuition and Fees	109,086	17,178,160	19,078,257	90.04%	17,131,502	19,894,485	86.11%	100%
Advalorem Taxes	56,457	9,272,477	8,756,525	105.89%	7,858,427	7,675,517	102.38%	118%
Mandatory Transfers	-	192,274	1,350,273	14.24%	195,258	327,215	59.67%	98%
Non-mandatory Transfers	-	1,369,620	3,482,747	39.33%	1,826,721	2,924,139	62.47%	75%
Other Revenues	101,481	1,183,907	743,227	159.29%	(779,773)	453,293	-172.02%	152%
Total Revenues	1,151,023	38,516,063	42,716,284	90.17%	35,551,825	40,579,904	87.61%	108%
Expenditures:								
Salaries	1,737,443	20,355,083	22,899,953	88.89%	20,908,568	23,252,311	89.92%	97%
Employee Benefits	406,942	4,752,565	6,045,646	78.61%	4,839,069	5,974,322	81.00%	98%
Capital Expenditures	253,104	1,304,462	2,057,645	63.40%	142,013	219,538	64.69%	919%
Mandatory Transfers	-	368,930	367,800	100.31%	367,107	367,800	99.81%	100%
Non-mandatory Transfers	-	-	-	-	-	-	-	0%
Other Expenditures	1,072,932	9,845,994	11,345,240	86.79%	9,501,088	10,765,933	88.25%	104%
Total expenditures	3,470,421	36,627,034	42,716,284	85.74%	35,757,845	40,579,904	88.12%	102%
Net increase/ (decrease) in net assets	\$ (2,319,398)	\$ 1,889,029			\$ (206,019)			
Less Outstanding encumbrances		(722,148)			(220,502)			
Net increase less encumbrances		\$ 1,166,881			\$ (426,521)			

* Note: Net student receivables in the amount \$ 4,408,646.96 are currently outstanding. Tuition and fees are subject to collection in future periods.

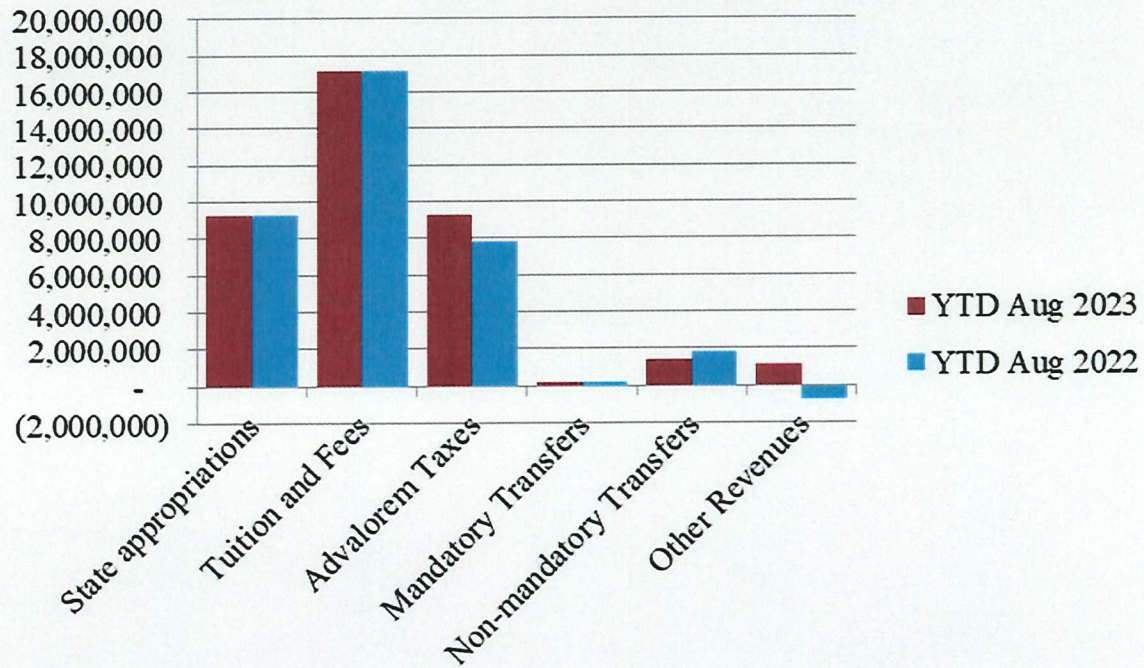
Figures are not final



Wharton County
Junior College




Year to Date Revenues

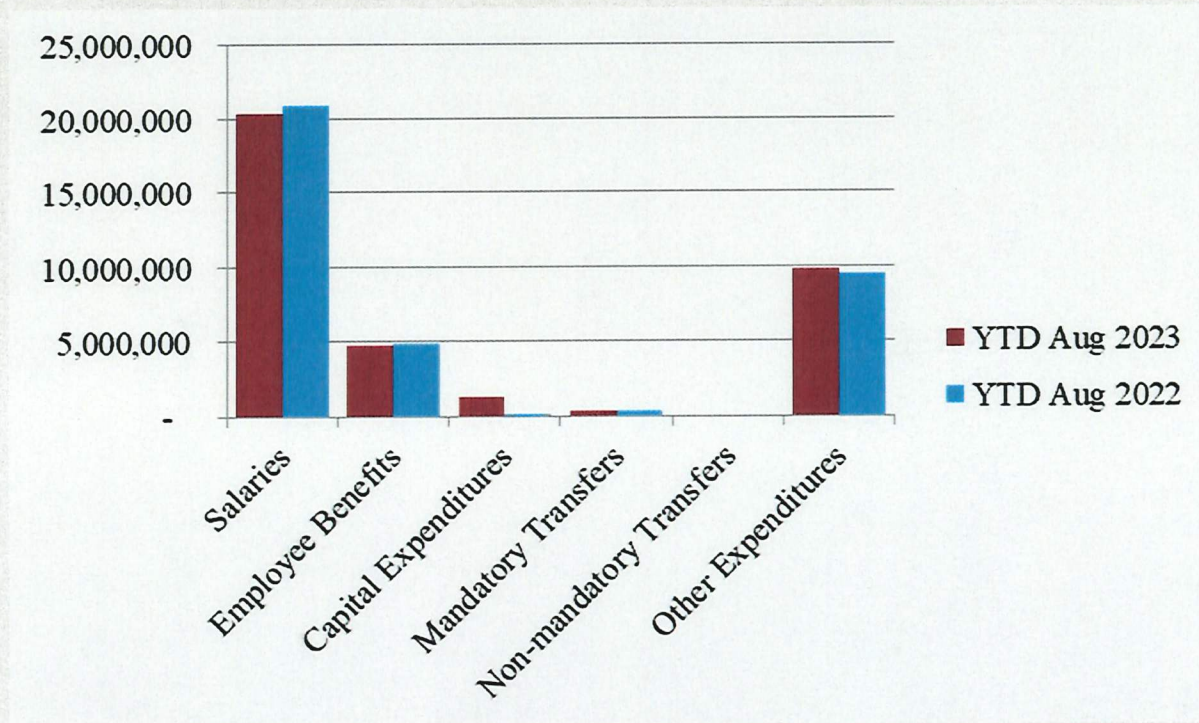




Wharton County
Junior College

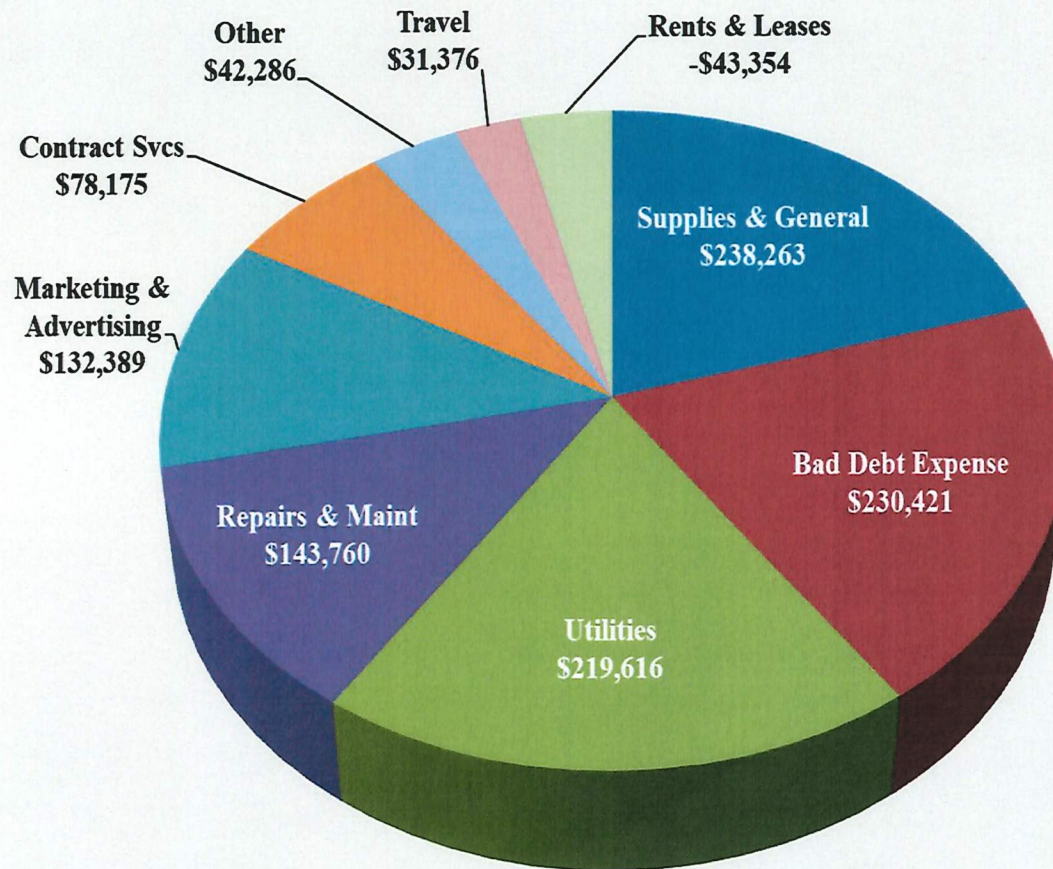


Year to Date Expenses






Other Expenses for August



- Rents/Leases includes \$45k credit from Univ. of Houston for Sugar Land campus lease 7th amendment



*Wharton County
Junior College*




Analysis of Student Receivable Outstanding As of August 31, 2023

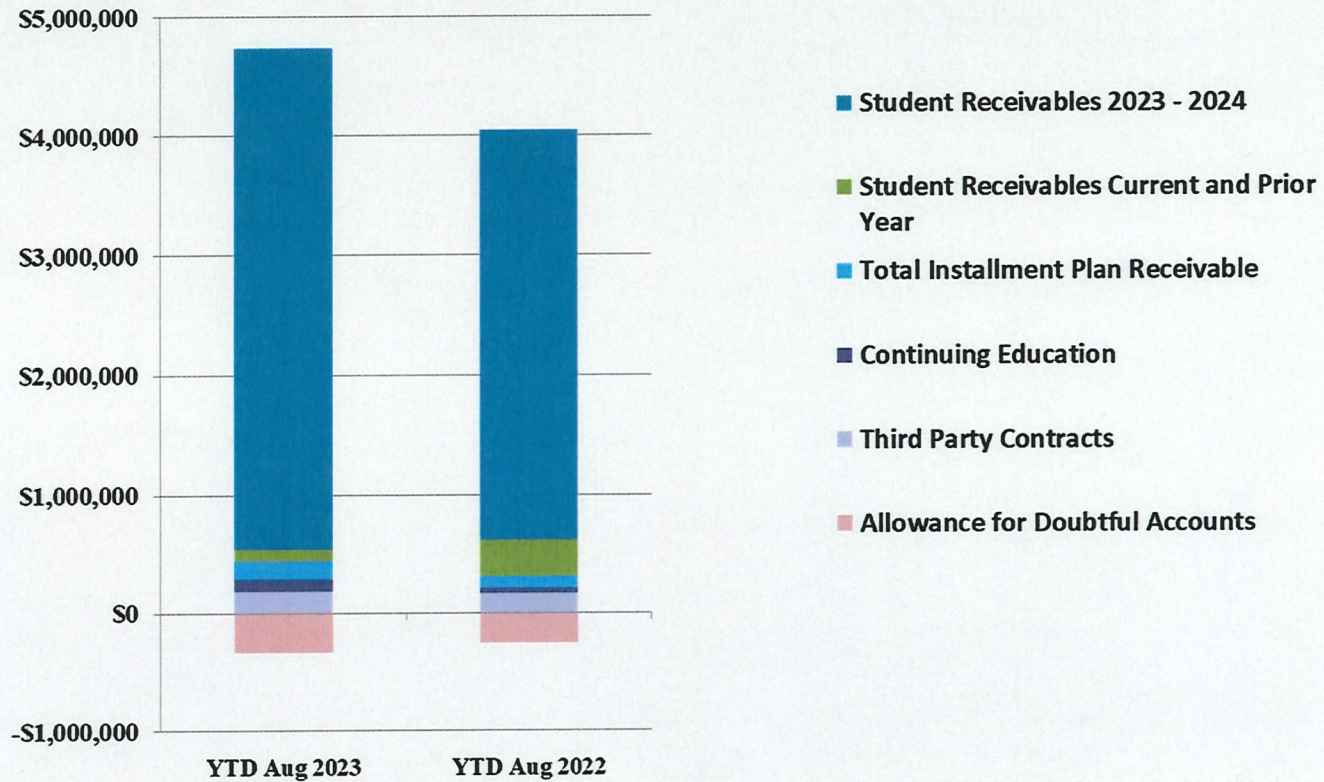
	2023	2022
Student Receivables Current and Prior Yr.	\$ 100,133.79	\$ 313,322.08
Student Receivables 23-24	\$ 4,201,552.43	\$ 3,426,189.98
Installment Plan Receivable Due Fall Semester	\$ 81,994.50	\$ 28,572.07
Installment Plan Receivable Due Spring Semester	57,324.29	56,870.92
Installment Plan Receivable Summer I & II	16,991.12	8,652.05
Installment Plan Receivable Prior Years	0.00	0.00
Total Installment Plan Receivable	\$ 156,309.91	\$ 94,095.04
Third Party Contracts Receivable	\$ 187,480.28	\$ 161,369.50
Continuing Education Receivable	97,659.20	50,018.99
Allowance for Doubtful Accounts	(334,488.65)	(258,201.89)
Net Accounts Receivable	\$ 4,408,646.96	\$ 3,786,793.70



Wharton County
Junior College



AR by Category



COMBINED BALANCE SHEET

(Funds included: GOVERNMENTAL FUND TYPES)

Governmental Fund Types

	Auxiliary Enterprise	Current Unrestricted	Restricted Funds	Current Year 2023	Prior Year 2022
ASSETS and OTHER DEBITS:					
ASSETS:					
Cash	62,540	3,248,419	647,848	3,958,806	4,325,179
Cash Investments	644,133	19,908,863	1,142,084	21,695,080	19,133,032
Accounts Receivable	287,582	4,473,001	5,681	4,766,263	4,126,630
Taxes Receivable		510,627	--	510,627	504,767
Local, St & Fed Agency Receivable		--	409,133	409,133	1,420,596
Deposits		--	--	--	4,892
Due From Other Funds		308,454	--	308,454	1,095,267
Prepaid Expense		6,007	--	6,007	--
Property, Plant & Equipment		--	--	--	--
Deferred Outflows		9,340,694	--	9,340,694	9,340,694
TOTAL ASSETS AND OTHER DEBITS:	994,255	37,796,064	2,204,745	40,995,064	39,951,058
Liabilities, equity and other credits					
LIABILITIES:					
Accounts Payable	16,754	566,090	33,740	616,584	1,284,266
Employee Benefits Payable	615	169,577	--	170,192	9,447
Payroll Taxes Payable		15,264	--	15,264	394,029
Accrued Liabilities		--	--	--	--
Deferred Revenue	328,600	8,626,777	502,385	9,457,762	8,728,043
Long Term Debt		--	--	--	--
Net Pension Liability		4,103,835	--	4,103,835	4,103,835
Net OPEB Liability		32,567,646	--	32,567,646	32,567,646
Lease/SBITA Liab - Long Term		--	--	--	--
Deposits Payable	71,352	15,378	--	86,730	82,538
Due To Other Funds		--	308,454	308,454	665,403
Scholarships-Designated Donations		--	39,735	39,735	121,068
Scholarships-Non-designated		--	1,091,744	1,091,744	795,326
Donatio		--	--	--	--
Deferred Inflows		9,710,668	--	9,710,668	9,710,668
TOTAL LIABILITIES:	417,320	55,775,235	1,976,057	58,168,613	58,462,269
EQUITY AND OTHER CREDITS:					
Control Accounts		--	--	--	--
Fund Balances		--	--	--	--
Prior Year Fund Balance		-19,313,888	--	-19,313,888	-19,412,977
Endowment Fund-Original		--	--	--	--
Endowment Fund-Income		--	--	--	--

Governmental Fund Types

	Auxiliary Enterprise	Current Unrestricted	Restricted Funds	Current Year 2023	Prior Year 2022
EQUITY AND OTHER CREDITS:					
FB Professional Development		--	--		
FB Salary Equity		--	--		
FB Capital Equipment		--	--		
FB Investment Gain And Loss		--	--		
Fund Balance Receivables		--	--	-	-
Reserved-Undesignated		--	--		
FBTC Operating Fund Balance		--	--		
Plant Fund Balance		--	--		
Bond Fund Balance		--	--		
Scholarship		--	--		
Fund Balance-Rounding Diff		--	--	-	-
Fund Balances:					
Reserve for Encumbrance	75	722,148	337,670	1,059,893	
Fund Balance	576,859	612,569	-108,982	1,080,446	901,766
Reserve For Operations		--	--		
TOTAL EQUITY AND OTHER CREDITS:	576,934	-17,979,171	228,688	-17,173,549	-18,511,211
TOTAL LIABILITIES, EQUITY AND OTHER CREDITS:	994,255	37,796,064	2,204,745	40,995,064	39,951,058
	=====	=====	=====	=====	=====

Proprietary Fund Types

	Agency Funds	Current Year 2023	Prior Year 2022
ASSETS and OTHER DEBITS:			
ASSETS:			
Cash	85,538	85,538	83,423
Cash Investments	166,831	166,831	159,822
Accounts Receivable	-	-	-
Taxes Receivable			
Local, St & Fed Agency Receivable			
Deposits			
Due From Other Funds			
Prepaid Expense			
Property, Plant & Equipment			
Deferred Outflows			
TOTAL ASSETS AND OTHER DEBITS:	252,369	252,369	243,245
Liabilities, equity and other credits			
LIABILITIES:			
Accounts Payable	383	383	
Employee Benefits Payable	-	-	-
Payroll Taxes Payable			
Accrued Liabilities			
Deferred Revenue			
Long Term Debt			
Net Pension Liability			
Net OPEB Liability			
Lease/SBITA Liab - Long Term			
Deposits Payable	244,732	244,732	243,245
Due To Other Funds			
Scholarships-Designated Donations			
Scholarships-Non-designated			
Donatio			
Deferred Inflows			
TOTAL LIABILITIES:	245,115	245,115	243,245
EQUITY AND OTHER CREDITS:			
Control Accounts	7,253	7,253	
Fund Balances			
Prior Year Fund Balance			
Endowment Fund-Original			
Endowment Fund-Income			

Proprietary Fund Types

Agency Funds	Current Year 2023	Prior Year 2022
<hr/>		
EQUITY AND OTHER CREDITS:		
FB Professional Development		
FB Salary Equity		
FB Capital Equipment		
FB Investment Gain And Loss		
Fund Balance Receivables		
Reserved-Undesignated		
FBTC Operating Fund Balance		
Plant Fund Balance		
Bond Fund Balance		
Scholarship		
Fund Balance-Rounding Diff		
Fund Balances:		
Reserve for Encumbrance		
Fund Balance		
Reserve For Operations		
TOTAL EQUITY AND OTHER CREDITS:	7,253	7,253
<hr/>		
TOTAL LIABILITIES, EQUITY AND OTHER CREDITS:	252,369	243,245
	252,369	243,245

Fiduciary Fund Types

	Endowment Funds	Quasi Endowment Fund	Current Year 2023	Prior Year 2022
ASSETS and OTHER DEBITS:				
ASSETS:				
Cash	106,213	--	106,213	276,433
Cash Investments	12,640,649	--	12,640,649	12,442,554
Accounts Receivable	12,740	--	12,740	12,740
Taxes Receivable	--	--	--	--
Local, St & Fed Agency Receivable	--	--	--	--
Deposits	--	--	--	--
Due From Other Funds	--	--	--	--
Prepaid Expense	--	--	--	--
Property, Plant & Equipment	--	--	--	--
Deferred Outflows	--	--	--	--
TOTAL ASSETS AND OTHER DEBITS:	12,759,602		12,759,602	12,731,727
Liabilities, equity and other credits				
LIABILITIES:				
Accounts Payable	3,334	--	3,334	8,334
Employee Benefits Payable	--	--	--	--
Payroll Taxes Payable	--	--	--	--
Accrued Liabilities	--	--	--	--
Deferred Revenue	--	--	--	--
Long Term Debt	--	--	--	--
Net Pension Liability	--	--	--	--
Net OPEB Liability	--	--	--	--
Lease/SBITA Liab - Long Term	--	--	--	--
Deposits Payable	--	--	--	--
Due To Other Funds	--	--	--	418,958
Scholarships-Designated Donations	--	--	--	--
Scholarships-Non-designated	--	--	--	--
Donatio	--	--	--	--
Deferred Inflows	--	--	--	--
TOTAL LIABILITIES:	3,334		3,334	427,292
EQUITY AND OTHER CREDITS:				
Control Accounts	--	--	--	--
Fund Balances	--	--	--	--
Prior Year Fund Balance	--	--	--	--
Endowment Fund-Original	--	--	--	--
Endowment Fund-Income	--	--	--	--

Fiduciary Fund Types

	Endowment Funds	Quasi Endowment Fund	Current Year 2023	Prior Year 2022
EQUITY AND OTHER CREDITS:				
FB Professional Development		--		
FB Salary Equity		--		
FB Capital Equipment		--		
FB Investment Gain And Loss		--		
Fund Balance Receivables		--		
Reserved-Undesignated		--		
FBTC Operating Fund Balance		--		
Plant Fund Balance		--		
Bond Fund Balance		--		
Scholarship		--		
Fund Balance-Rounding Diff		--		
Fund Balances:				
Reserve for Encumbrance		--		
Fund Balance	12,756,268	--	12,756,268	12,304,435
Reserve For Operations		--		
TOTAL EQUITY AND OTHER CREDITS:	12,756,268		12,756,268	12,304,435
TOTAL LIABILITIES, EQUITY AND OTHER CREDITS:	12,759,602		12,759,602	12,731,727
	=====	=====	=====	=====

	Account Groups					Prior Year 2022
	Debt Retirement Bond Fund	Investment in Plant Fund	Unexpended Plant Fund	Repair and Replacement	Current Year 2023	
ASSETS and OTHER DEBITS:						
ASSETS:						
Cash	238	--	-6,820,171	6,918,726	98,793	144,111
Cash Investments	403,640	--	9,177,471	--	9,581,111	9,405,121
Accounts Receivable	--	--	24,113	--	24,113	24,113
Taxes Receivable	--	--	--	--	--	--
Local, St & Fed Agency Receivable	--	--	--	--	--	--
Deposits	--	--	--	--	--	--
Due From Other Funds	--	--	--	--	--	--
Prepaid Expense	--	--	--	--	--	--
Property, Plant & Equipment	--	47,732,352	--	--	47,732,352	46,128,772
Deferred Outflows	--	--	--	--	--	--
TOTAL ASSETS AND OTHER DEBITS:	403,878	47,732,352	2,381,413	6,918,726	57,436,368	55,702,116
Liabilities, equity and other credits						
LIABILITIES:						
Accounts Payable	--	--	--	--	--	--
Employee Benefits Payable	--	--	--	--	--	--
Payroll Taxes Payable	--	--	--	--	--	--
Accrued Liabilities	--	1,339,512	--	--	1,339,512	1,356,391
Deferred Revenue	--	--	--	--	--	--
Long Term Debt	--	--	--	--	--	365,584
Net Pension Liability	--	--	--	--	--	--
Net OPEB Liability	--	--	--	--	--	--
Lease/SBITA Liab - Long Term	--	8,988,334	--	--	8,988,334	8,988,334
Deposits Payable	--	--	--	--	--	--
Due To Other Funds	--	--	--	--	--	10,906
Scholarships-Designated Donations	--	--	--	--	--	--
Scholarships-Non-designated	--	--	--	--	--	--
Donatio	--	--	--	--	--	--
Deferred Inflows	--	--	--	--	--	--
TOTAL LIABILITIES:		10,327,846			10,327,846	10,721,215
EQUITY AND OTHER CREDITS:						
Control Accounts	--	--	--	--	--	--
Fund Balances	--	--	--	--	--	--
Prior Year Fund Balance	--	--	--	--	--	--
Endowment Fund-Original	--	--	--	--	--	--
Endowment Fund-Income	--	--	--	--	--	--

Account Groups

	Debt Retirement Bond Fund	Investment in Plant Fund	Unexpended Plant Fund	Repair and Replacement	Current Year 2023	Prior Year 2022
EQUITY AND OTHER CREDITS:						
FB Professional Development		--	--	--		
FB Salary Equity		--	--	--		
FB Capital Equipment		38,668,073	--	--	38,668,073	37,064,493
FB Investment Gain And Loss		--	--	--		
Fund Balance Receivables		--	--	--		
Reserved-Undesignated		--	--	--		
FBTC Operating Fund Balance		--	--	--		
Plant Fund Balance		--	--	--		
Bond Fund Balance		--	--	--		
Scholarship		--	--	--		
Fund Balance-Rounding Diff		--	--	--		
Fund Balances:						
Reserve for Encumbrance		--	--	--		
Fund Balance	403,878	483,903	1,318,160	6,234,508	8,440,450	7,916,408
Reserve For Operations		--	--	--		
TOTAL EQUITY AND OTHER CREDITS:	403,878	39,151,976	1,318,160	6,234,508	47,108,522	44,980,901
TOTAL LIABILITIES, EQUITY AND OTHER CREDITS:	403,878	49,479,822	1,318,160	6,234,508	57,436,368	55,702,116

Memorandum Only

	Current Year 2023	Prior Year 2022
ASSETS and OTHER DEBITS:		
ASSETS:		
Cash	4,249,350	4,829,146
Cash Investments	44,083,671	41,140,529
Accounts Receivable	4,803,116	4,163,483
Taxes Receivable	510,627	504,767
Local, St & Fed Agency Receivable	409,133	1,420,597
Deposits		4,892
Due From Other Funds	308,454	1,095,267
Prepaid Expense	6,007	
Property, Plant & Equipment	47,732,352	46,128,772
Deferred Outflows	9,340,694	9,340,694
TOTAL ASSETS AND OTHER DEBITS:	111,443,403	108,628,146
Liabilities, equity and other credits		
LIABILITIES:		
Accounts Payable	620,301	1,292,600
Employee Benefits Payable	170,192	9,447
Payroll Taxes Payable	15,264	394,029
Accrued Liabilities	1,339,512	1,356,391
Deferred Revenue	9,457,762	8,728,043
Long Term Debt		365,584
Net Pension Liability	4,103,835	4,103,835
Net OPEB Liability	32,567,646	32,567,646
Lease/SBITA Liab - Long Term	8,988,334	8,988,334
Deposits Payable	331,462	325,783
Due To Other Funds	308,454	1,095,267
Scholarships-Designated Donations	39,735	121,068
Scholarships-Non-designated	1,091,744	795,326
Donatio		
Deferred Inflows	9,710,668	9,710,668
TOTAL LIABILITIES:	68,744,909	69,854,022
EQUITY AND OTHER CREDITS:		
Control Accounts	7,253	
Fund Balances		
Prior Year Fund Balance	-19,313,888	-19,412,977
Endowment Fund-Original		
Endowment Fund-Income		
FB Professional Development		
FB Salary Equity		
FB Capital Equipment	38,668,073	37,064,493
FB Investment Gain And Loss		

Memorandum Only

	Current Year 2023	Prior Year 2022
Fund Balance Receivables	-	-
Reserved-Undesignated		
FBTC Operating Fund Balance		
Plant Fund Balance		
Bond Fund Balance		
Scholarship		
Fund Balance-Rounding Diff	-	-
Fund Balances:		
Reserve for Encumbrance	1,059,893	
Fund Balance	22,277,164	21,122,609
Reserve For Operations		
TOTAL EQUITY AND OTHER CREDITS:	42,698,495	38,774,124
TOTAL LIABILITIES, EQUITY AND OTHER CREDITS:	111,443,403	108,628,146
	=====	=====