
SAT & AP Testing Report

Granby Board of Education
November 4, 2020

Testing in 2020

SAT:

- Spring (Junior) School Day SAT Cancelled Due to COVID-19
- Make-up School Day SAT in Fall (Senior) - optional
- 76% (114/150) of students tested in the Fall
- Availability of outside testing reduced
- Many post-secondary schools moving test optional this year

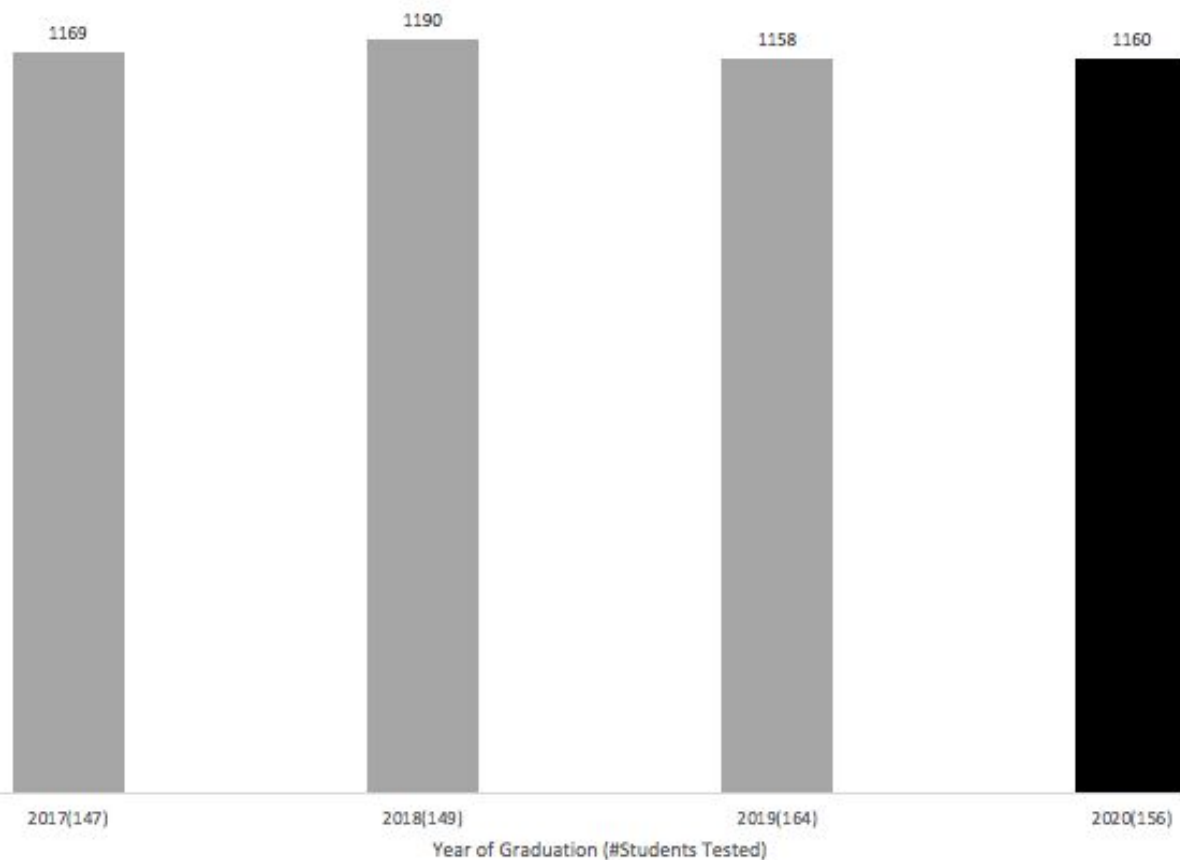
AP:

- Spring testing truncated and offered online
- 45 minutes, no multiple choice
- Authentic student responses uploaded online with an individualize secure code
- AP Resources Updated 2019
- 2nd year of Pre-AP English 9

Class of 2020 SAT Summary Report

Class of 2020	ERW - Evidenced Based Reading and Writing	MATH
Granby Memorial High School	576	558
State of Connecticut	527	512
National Score Results	528	523
Benchmark	480	530

SAT "Best Score" / Superscore Combined Reading & Math



Regional Comparison SAT 2020

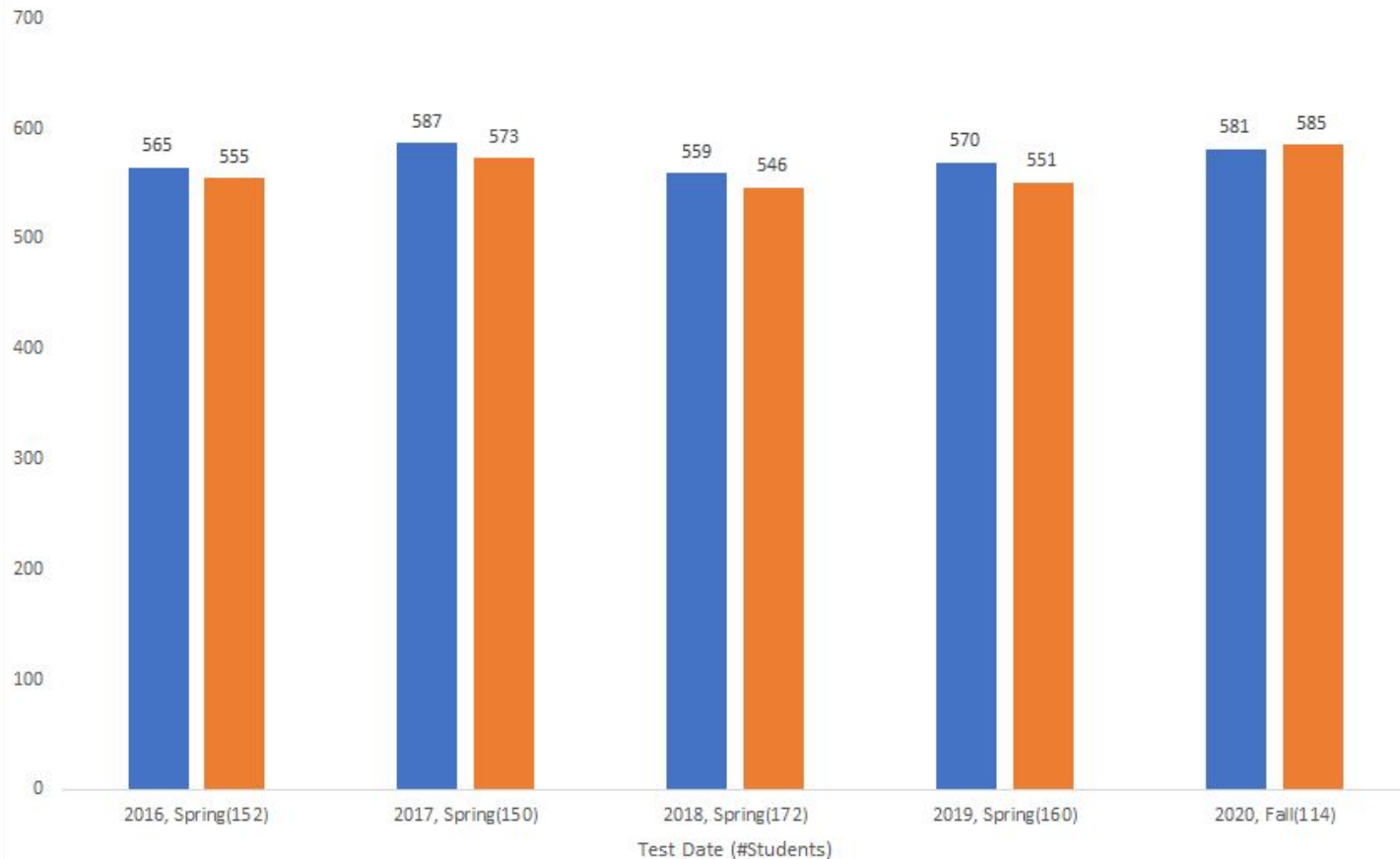
District	Test Takers	Total Score	EBRW	Math
Avon	228	1197	594	602
Simsbury	363	1175	592	583
Farmington	297	1169	588	581
Granby	160	1135	576	558
West Hartford	702	1131	571	560
Canton	112	1126	568	558
Region 7	156	1117	556	561
Region 10	155	1096	562	534
Suffield	181	1091	555	536
East Granby	51	1084	559	524

DRG B Comparison SAT 2020

District	Test Takers	Total Score	EBRW	Math
Avon	228	1197	594	602
Madison	282	1175	590	586
Simsbury	363	1175	592	583
Glastonbury	499	1174	584	590
Greenwich	685	1170	586	584
Farmington	297	1169	588	581
Guilford	280	1164	588	575
Newtown	410	1158	580	578
Fairfield	727	1149	575	574
Region 5	365	1145	577	568
Cheshire	335	1144	579	565
Trumbull	480	1139	570	569
Region 15	317	1138	566	572
Monroe	226	1135	569	566
Granby	160	1135	576	558
West Hartford	702	1131	571	560
South Windsor	321	1121	562	559
Brookfield	193	1111	557	553
New Fairfield	190	1079	551	528

SAT Connecticut Test Day: Spring, Grade 11 (2020 is Fall, Grade 12)

■ ELA ■ Math



AP Testing 2020

Twenty-two different AP courses were taught at the high school in 2020 across disciplines: Art, English, Math (including computer science), Music, Science, Social Studies and World Language.

- In 2020, 192 students sat for a total of 389 AP exams across twenty-two subject areas.
- 34.2% of students enrolled at the high school sat for an AP Exam. (192/591)
- 81% of students earned a score of 3 or higher. (UP 2%--156 students)

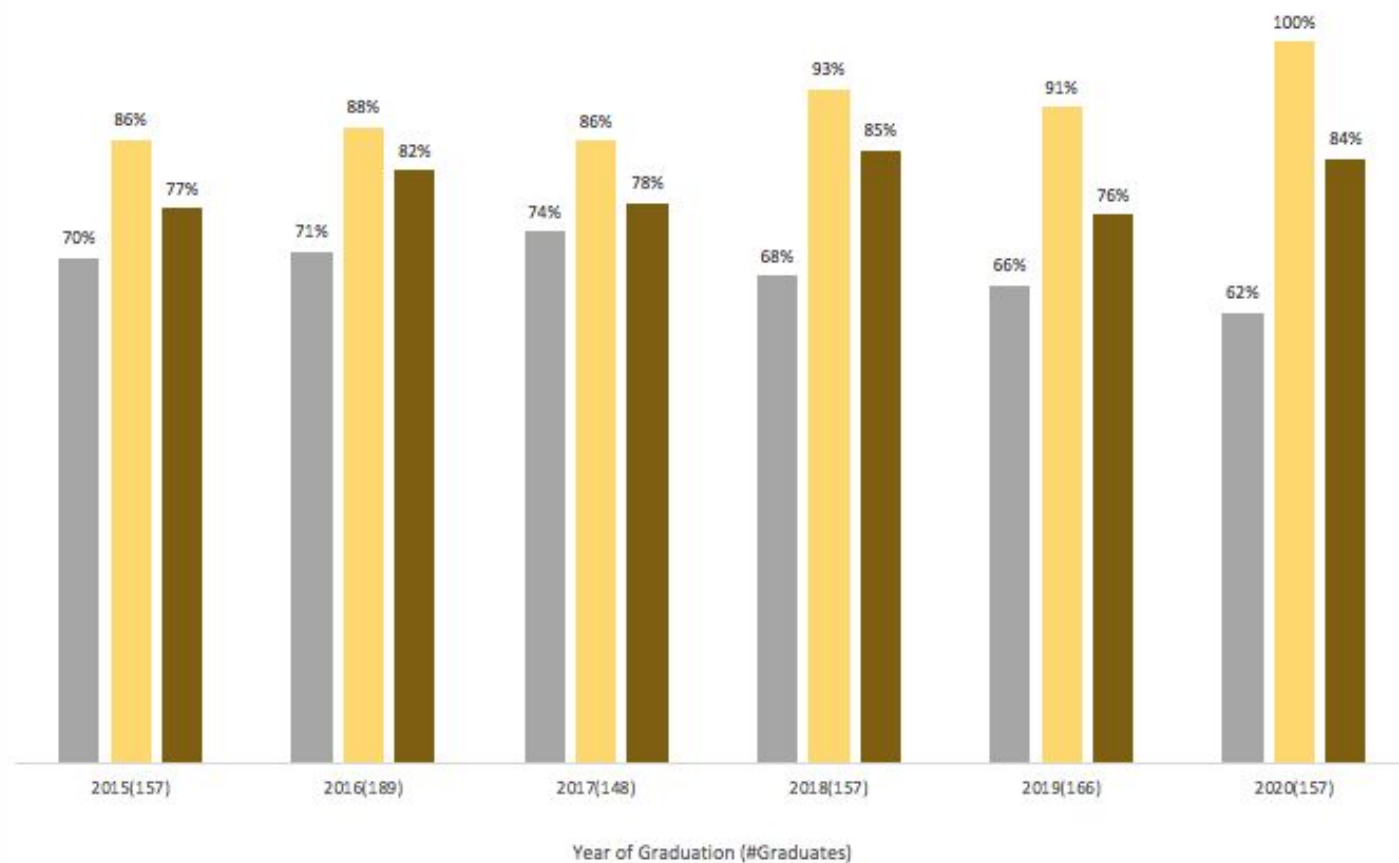
GMHS School Summary	2016	2017	2018	2019	2020
Total AP Students	209	195	196	197	192
Number of Exams	367	333	346	385	389
AP Students with Scores of 3 or higher	163	153	151	151	156
% of Total AP Students with Scores of 3 or higher	78.0 %	78.5%	77.0%	76.6%	81.3%

GMHS Graduates: AP Participation

■ Graduated that passes at least one AP course

■ AP students that took at least one AP exam

■ AP students that passed at least one AP exam



AP Awards 2020

- 38% of the students who took an AP exam this year earned an AP award (see chart below).
- 74 students recognized for score performance (74/192 students overall who participated) with their average score 3.74
- Two seniors earned National AP Scholar recognition
- **2020 AP Seminar and Research Certificate: 1 student earned this distinction for the first time**

YEAR	AP Scholar	AP Scholar w/Honor	AP Scholar w/Distinction	National AP Scholar	TOTAL
2020	35	13	25	2	74
2019	28	21	25	2	74
2018	33	12	16	1	61
2017	28	11	19	3	58
2016	29	16	23	1	68
2015	28	12	14	2	54

Moving Forward

SAT:

- Move to PSAT 8-11
- Examine curriculum alignment
- Promote linked individualized practice through Khan Academy

AP:

- Deep data dive at class level
- Monitor Pre-AP implementation
- Utilize use of updated resources
- Review AP philosophy
- Balance with ECE-credit
- Review fall enrollment for testing
- AP Boot-Camp proposed