

	# Students Tested	Mean Score	Median Score	% of Students by Achievement Level		
NORTH SLOPE BOROUGH SCHOOL DISTRICT	941	1571	1566	<div><div></div></div> 72%	<div><div></div></div> 21%	<div><div></div></div> 5%
ALASKA STATE ORG	54745	1591	1585	<div><div></div></div> 43%	<div><div></div></div> 28%	<div><div></div></div> 21% <div><div></div></div> 9%

Achievement Levels


Overall scores on the AK STAR Assessments are divided into four achievement levels: Advanced, Proficient, Approaching Proficient, and Needs Support.

Scale Scores

The number of students and median and mean scale scores are reported at the district level in the table below. The median is the middle score in the ordered list of all students' scale scores. The mean is the average scale score by grade.



Comparisons To State

- ↑ did better than the state mean for the reporting category
- ≈ did about as well as the state mean for the reporting category
- ↓ did not do as well as the state mean for the reporting category
- ⊘ did not attempt any items in this category



ELA Summary By Grade

Grade	# Students Tested	Mean Score	Median Score	% of Students by Achievement Level	Reporting Category	Comparison to State
3	131	1562	1560	<div><div></div></div> 72% <div>Needs Support: 72%</div> <div>Approaching Proficient: 21%</div> <div>Proficient: 5%</div> <div>Advanced: 3%</div>	Reading	↓
					Writing and Language	↓
4	140	1561	1559	<div><div></div></div> 76% <div>Needs Support: 76%</div> <div>Approaching Proficient: 19%</div> <div>Proficient: 4%</div> <div>Advanced: 1%</div>	Reading	↓
					Writing and Language	↓
5	141	1570	1565	<div><div></div></div> 62% <div>Needs Support: 62%</div> <div>Approaching Proficient: 26%</div> <div>Proficient: 9%</div> <div>Advanced: 3%</div>	Reading	↓
					Writing and Language	↓
6	138	1572	1569	<div><div></div></div> 64% <div>Needs Support: 64%</div> <div>Approaching Proficient: 30%</div> <div>Proficient: 6%</div> <div>Advanced: 1%</div>	Reading	↓
					Writing and Language	↓
7	148	1578	1578	<div><div></div></div> 77% <div>Needs Support: 77%</div> <div>Approaching Proficient: 21%</div> <div>Proficient: 1%</div> <div>Advanced: 1%</div>	Reading	↓
					Writing and Language	↓
8	140	1575	1571	<div><div></div></div> 81% <div>Needs Support: 81%</div> <div>Approaching Proficient: 11%</div> <div>Proficient: 6%</div> <div>Advanced: 1%</div>	Reading	↓
					Writing and Language	↓
9	103	1580	1575	<div><div></div></div> 75% <div>Needs Support: 75%</div> <div>Approaching Proficient: 20%</div> <div>Proficient: 5%</div> <div>Advanced: 0%</div>	Reading	↓
					Writing and Language	↓

	# Students Tested	Mean Score	Median Score	% of Students by Achievement Level
NORTH SLOPE BOROUGH SCHOOL DISTRICT	916	1523	1521	
ALASKA STATE ORG	54688	1542	1537	





Achievement Levels

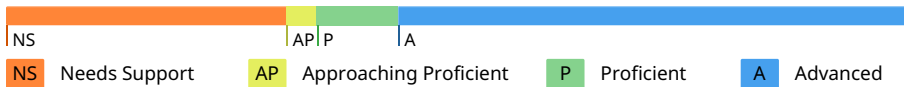
Overall scores on the AK STAR Assessments are divided into four achievement levels: Advanced, Proficient, Approaching Proficient, and Needs Support.

Scale Scores





















The number of students and median and mean scale scores are reported at the district level in the table below. The median is the middle score in the ordered list of all students' scale scores. The mean is the average scale score by grade.

Comparisons To State

-  did better than the state mean for the reporting category
-  did about as well as the state mean for the reporting category
-  did not do as well as the state mean for the reporting category
-  did not attempt any items in this category



MA Summary By Grade

Grade	# Students Tested	Mean Score	Median Score	% of Students by Achievement Level	Reporting Category	Comparison to State
3	129	1503	1499	 Needs Support: 71% Approaching Proficient: 16% Proficient: 11% Advanced: 2%	Content	
					Argumentation and Modeling	
4	137	1512	1509	 Needs Support: 78% Approaching Proficient: 14% Proficient: 4% Advanced: 4%	Content	
					Argumentation and Modeling	
5	133	1515	1515	 Needs Support: 83% Approaching Proficient: 8% Proficient: 8% Advanced: 2%	Content	
					Argumentation and Modeling	
6	133	1521	1521	 Needs Support: 83% Approaching Proficient: 13% Proficient: 2% Advanced: 2%	Content	
					Argumentation and Modeling	
7	147	1532	1532	 Needs Support: 84% Approaching Proficient: 14% Proficient: 2% Advanced: 0%	Content	
					Argumentation and Modeling	
8	140	1539	1539	 Needs Support: 93% Approaching Proficient: 5% Proficient: 1% Advanced: 1%	Content	
					Argumentation and Modeling	
9	97	1539	1539	 Needs Support: 92% Approaching Proficient: 7% Proficient: 1% Advanced: 0%	Content	
					Argumentation and Modeling	