

BOARD OF TRUSTEES
AGENDA

<input type="checkbox"/> Workshop	<input checked="" type="checkbox"/> Regular	<input type="checkbox"/> Special
-----------------------------------	---	----------------------------------

- (A) ☒ Report Only ☐ Recognition

Presenter(s): ISMAEL MIJARES, DEPUTY SUPERINTENDENT FOR BUSINESS & FINANCE

Briefly describe the subject of the report or recognition presentation.

REVIEW INVESTMENT OFFICER'S QUARTERLY REPORT OF INVESTMENT TRANSACTIONS FOR ALL FUNDS FOR THE QUARTER ENDED MAY 31, 2025.

- (B) ☐ Action Item

Presenter(s):

Briefly describe the action required.

- (C) Funding source: Identify the source of funds if any are required.

- (D) Clarification: Explain any question or issues that might be raised regarding this item.

THE QUARTERLY INVESTMENT REPORT IS BEING PREPARED IN ACCORDANCE WITH BOARD POLICY CDA (LOCAL).



EAGLE PASS INDEPENDENT SCHOOL DISTRICT

TO: Samuel Mijares, Superintendent

FROM: Ismael Mijares
Deputy Superintendent for Business & Finance-Investment Officer

DATE: June 30, 2025

SUBJECT: ***QUARTERLY INVESTMENT REPORT***

Attached is the District's Quarterly Investment Report in accordance with Board Policy CDA (Local). The Report includes statements for the period ending May 31, 2025. The following is a summary of the amounts invested in various accounts.

LONESTAR INVESTMENT POOL - CORPORATE OVERNIGHT PLUS FUND

ELEMENTARY FUND	59,135.04
GENERAL FUND	95,347,133.69
INTEREST & SINKING FUND	4,314,650.69
TOTAL:	<u>\$99,720,919.42</u>

The grand total of the District's investments on May 31, 2025 was \$99,720,919.42
The market value of these investments as of May 31, 2025 was \$99,701,638.26

Eagle Pass Independent School District

Schedule of Investments and Market Values

May 31, 2025

LONESTAR INVESTMENT POOL - **CORPORATE OVERNIGHT PLUS FUND:**

Account	Investments 5/31/2024	3 mth. Avg. Annual Yield	Market Values 5/31/2024	Investments 5/31/2025	3 mth. Avg. Annual Yield	Market Values 5/31/2025
Elementary Fund	109,409.01	5.48%	109,388.73	59,135.04	4.47%	59,123.61
General Fund	103,787,592.82	5.48%	103,768,358.73	95,347,133.69	4.47%	95,328,698.20
Interest & Sinking Fund	3,719,934.15	5.48%	3,719,244.77	4,314,650.69	4.47%	4,313,816.45
TOTAL OF INVESTMENTS	\$107,616,935.98	5.48%	\$107,596,992.23	\$99,720,919.42	4.47%	\$99,701,638.26

OTHER YIELD AVERAGES:

	05/31/2024*	08/31/2024**	11/30/2024*	02/29/2025*	05/31/2025*
Lonestar Investment Pool-Corporate Overnight Plus Fund	5.48%	5.53%	5.11%	4.63%	4.47%
Wall Street Journal 91-Day US Treasury Bill	5.24%	5.24%	4.55%	4.23%	4.22%
Wall Street Journal 6-Month US Treasury Bill	5.14%	5.12%	4.35%	4.18%	4.09%
Cash in bank accounts	3.56%	3.56%	3.04%	2.55%	2.53%

* 3-Month Average

** 12-Month Average

NOTE:

Cash in bank accounts as of 05/31/25--\$10,038,439.66: Food Service Fund \$2,835,707.74; General Operating Fund \$7,155,339.56; AND I&S Fund \$47,392.36.

Federal Deposit Insurance Corporation and Market Value of Pledged Amount: \$250,000 + \$14,055,544.87 = **\$14,305,544.87**

EAGLE PASS INDEPENDENT SCHOOL DISTRICT
Schedule of Investments and Interest Earned
For Quarter Ending May 31, 2025

Fund	Fund Code	Account Type	Account Balance as of 05/31/2024	Interest Earned 03/01/2024 to 5/31/2024	Account Balance as of 05/31/2025	Interest Earned 03/01/2025 to 5/31/2025
Elementary Fund	865	Corporate Overnight Plus Fund	109,409.01	1,555.96	59,135.04	684.52
General Fund	199	Corporate Overnight Plus Fund	103,787,592.82	1,464,023.43	95,347,133.69	1,127,096.72
Interest & Sinking Fund	518	Corporate Overnight Plus Fund	3,719,934.15	49,183.93	4,314,650.69	46,117.69
		Total Invested/Interest Earned	<u>107,616,935.98</u>	<u>1,514,763.32</u>	<u>99,720,919.42</u>	<u>1,173,898.93</u>

Fund	Fund Code	Account Type	Account Balance as of 05/31/2024	Interest Earned 09/01/2023 to 5/31/2024	Account Balance as of 05/31/2025	Interest Earned 09/01/2024 to 5/31/2025
Elementary Fund	865	Corporate Overnight Plus Fund	109,409.01	4,939.90	59,135.04	2,641.74
General Fund	199	Corporate Overnight Plus Fund	103,787,592.82	4,159,439.12	95,347,133.69	3,399,613.87
Interest & Sinking Fund	518	Corporate Overnight Plus Fund	3,719,934.15	116,132.32	4,314,650.69	106,771.76
		Total Invested/Interest Earned	<u>107,616,935.98</u>	<u>4,280,511.34</u>	<u>99,720,919.42</u>	<u>3,509,027.37</u>

EAGLE PASS INDEPENDENT SCHOOL DISTRICT
Quarter Ending: 05/31/2025
Cash in Bank Accounts

Food Service Fund		2,835,707.74
General Fund		
Tax Collections-Escrow Account	322,615.35	
Designated Purpose Fund	121,835.02	
Tax Collections-Credit Card/ACH Payments	230,266.19	
Payroll Fund	2,789,248.39	
Disbursement Fund	1,712,689.15	
Elementary Fund	796,464.88	
Health Insurance Fund	1,134,163.03	
General Operating	48,057.55	7,155,339.56
I & S Fund-Bond Series		47,392.36
Total		10,038,439.66

* Federal Deposit Insurance Corporation	250,000.00
** Pledged Amount (LOC)	14,055,544.87
TOTAL	14,305,544.87
Amount Over/(Under) Pledged	4,267,105.21

** Federal Deposit Insurance Corporation (FDIC) amount provided by the U.S. government as collateral to insure deposits.*

*** Irrevocable Letter of Credit (ILOC) amount provided by PNC as collateral to protect deposits as required by the Public Funds Investment Act. The ILOC issued by PNC Bank is held independently by the Federal Home Loan Bank of Atlanta and the school district is the only entity that is entitled to draw funds against it should the bank fail.*

Checking Account Interest Rates			3-Month
Mar-2025	Apr-2025	May-2025	Average
2.53%	2.53%	2.53%	2.53%

CD Interest Rates*		
3-Month	6-Month	9-Month
N/A	N/A	N/A

PNC will evaluate each CD rate solicitation upon request.

** rates as of May 31, 2025*

PNC BANK
EAGLE PASS INDEPENDENT SCHOOL DISTRICT
DEPOSITORY CONTRACT
LIMITS

PLEDGED AMOUNT:

FDIC	\$	250,000.00
SECURITIES: Book Value		-
Market Value		-
Letter of credit (LOC)	\$	14,055,544.87

Total Collateral	\$	14,305,544.87
------------------	----	---------------

BANK ACCOUNT BALANCES AS OF: May 31, 2025

Designated Purpose Fund	49-4465-6283	121,835.02
Disbursement Fund	49-4465-7868	1,712,689.15
Elementary Fund	49-4465-7876	796,464.88
Tax Collections-Escrow Account	49-4249-5711	322,615.35
Food Service Fund	49-4465-6291	2,835,707.74
General Operating Fund	49-4466-4734	48,057.55
Health Insurance Fund	49-4343-8815	1,134,163.03
I&S Fund	49-4465-7884	47,392.36
Payroll Fund	49-4465-7841	2,789,248.39
Tax Collections-Credit Card/ACH	49-4465-6662	230,266.19

Certificates of Deposit	\$	-
-------------------------	----	---

Total Checking Account Balances	\$	10,038,439.66
---------------------------------	----	---------------

Amount Over/(Under) Pledged	\$	4,267,105.21
-----------------------------	----	---------------------

PNC BANK
EAGLE PASS INDEPENDENT SCHOOL DISTRICT
DEPOSITORY CONTRACT
LIMITS

PLEDGED AMOUNT:

FDIC	\$	250,000.00
SECURITIES: Book Value		-
Market Value		-
Letter of credit (LOC)	\$	15,017,776.00

Total Collateral	\$	15,267,776.00
------------------	----	---------------

BANK ACCOUNT BALANCES AS OF: May 31, 2024

Designated Purpose Fund	49-4465-6283	124,716.02
Disbursement Fund	49-4465-7868	1,088,824.11
Elementary Fund	49-4465-7876	591,750.24
Tax Collections-Escrow Account	49-4249-5711	344,545.03
Food Service Fund	49-4465-6291	2,634,215.18
General Operating Fund	49-4466-4734	136,966.74
Health Insurance Fund	49-4343-8815	962,229.06
I&S Fund	49-4465-7884	58,532.32
Payroll Fund	49-4465-7841	3,964,450.91
Tax Collections-Credit Card/ACH	49-4465-6662	132,390.28

Certificates of Deposit	\$	-
-------------------------	----	---

Total Checking Account Balances	\$	10,038,619.89
---------------------------------	----	---------------

Amount Over/(Under) Pledged	\$	5,229,156.11
-----------------------------	----	---------------------



Participant #: 159901

Lon ★ Star™ 2025 3rd Quarter
Investment Pool Quarterly Statement

Statement Period: 03/01/2025 to 05/31/2025

Ismael Mijares
Eagle Pass ISD
587 Madison St
Eagle Pass, Texas 78852



Summary of Portfolio Holdings

Account	Fund	Number of Shares	Price Per Share	Account Book Value (USD)	Account Market Value (USD)	% Port.
<i>Elementary Fund</i>	Corporate Overnight Plus Fund	59,135.04	1.00	59,135.04	59,123.61	0.06%
		Totals:		59,135.04	59,123.61	

Account	Fund	Number of Shares	Price Per Share	Account Book Value (USD)	Account Market Value (USD)	% Port.
<i>General Fund</i>	Corporate Overnight Plus Fund	95,347,133.69	1.00	95,347,133.69	95,328,698.20	95.61%
		Totals:		95,347,133.69	95,328,698.20	

Account	Fund	Number of Shares	Price Per Share	Account Book Value (USD)	Account Market Value (USD)	% Port.
<i>Interest & Sinking Fund</i>	Corporate Overnight Plus Fund	4,314,650.69	1.00	4,314,650.69	4,313,816.45	4.33%
		Totals:		4,314,650.69	4,313,816.45	

Totals

	Fund	Number of Shares	Price Per Share	Fund Balance (USD)	% Port.
	Corporate Overnight Fund	0.00	1.00	0.00	0.00 %
	Government Overnight Fund	0.00	1.00	0.00	0.00 %
	Corporate Overnight Plus Fund	99,720,919.42	1.00	99,720,919.42	100.00 %
		Total Value:		99,720,919.42	100.00 %

Portfolio Transactions

Elementary Fund - Corporate Overnight Plus Fund

Settle Date	Trade Type	Share Balance	Number of Shares	Price/Share	Amount (USD)
03/01/2025	Starting Balance	61,575.42			61,575.42
03/24/2025	Transfer Out	61,326.31	-249.11	1.00	-249.11
03/31/2025	Interest	61,560.79	234.48	1.00	234.48
04/01/2025	Transfer Out	61,488.19	-72.60	1.00	-72.60



Elementary Fund - Corporate Overnight Plus Fund (Continued)

Settle Date	Trade Type	Share Balance	Number of Shares	Price/Share	Amount (USD)
04/07/2025	Transfer Out	61,361.18	-127.01	1.00	-127.01
04/15/2025	Transfer Out	61,126.70	-234.48	1.00	-234.48
04/15/2025	Transfer Out	60,522.30	-604.40	1.00	-604.40
04/16/2025	Transfer In	60,916.34	394.04	1.00	394.04
04/25/2025	Transfer Out	60,443.13	-473.21	1.00	-473.21
04/30/2025	Interest	60,667.44	224.31	1.00	224.31
05/06/2025	Transfer Out	60,443.13	-224.31	1.00	-224.31
05/14/2025	Transfer Out	59,476.67	-966.46	1.00	-966.46
05/29/2025	Transfer Out	58,909.31	-567.36	1.00	-567.36
05/30/2025	Interest	59,135.04	225.73	1.00	225.73
05/31/2025	Ending Balance	59,135.04			59,135.04

General Fund - Corporate Overnight Plus Fund

Settle Date	Trade Type	Share Balance	Number of Shares	Price/Share	Amount (USD)
03/01/2025	Starting Balance	107,283,558.55			107,283,558.55
03/04/2025	Withdrawal	104,783,558.55	-2,500,000.00	1.00	-2,500,000.00
03/05/2025	Withdrawal	103,083,558.55	-1,700,000.00	1.00	-1,700,000.00
03/11/2025	Deposit	103,567,563.12	484,004.57	1.00	484,004.57
03/11/2025	Deposit	103,686,247.73	118,684.61	1.00	118,684.61
03/11/2025	Deposit	103,812,703.85	126,456.12	1.00	126,456.12
03/11/2025	Deposit	103,863,152.03	50,448.18	1.00	50,448.18
03/11/2025	Deposit	104,961,606.21	1,098,454.18	1.00	1,098,454.18
03/11/2025	Deposit	104,968,279.65	6,673.44	1.00	6,673.44
03/11/2025	Deposit	105,052,976.14	84,696.49	1.00	84,696.49
03/11/2025	Deposit	105,063,761.16	10,785.02	1.00	10,785.02
03/11/2025	Withdrawal	103,094,343.57	-1,969,417.59	1.00	-1,969,417.59
03/11/2025	Withdrawal	103,083,558.55	-10,785.02	1.00	-10,785.02
03/11/2025	Vendor Payment Tristar Risk Management	103,076,077.65	-7,480.90	1.00	-7,480.90
03/11/2025	Vendor Payment Texas State Natural Gas, Inc.	103,073,751.52	-2,326.13	1.00	-2,326.13
03/12/2025	Vendor Payment Frontera Construction, LLC	103,057,760.43	-15,991.09	1.00	-15,991.09
03/12/2025	Vendor Payment JP Sanchez Construction Co Inc	102,999,306.93	-58,453.50	1.00	-58,453.50
03/13/2025	Vendor Payment Frontera Construction, LLC	102,973,459.86	-25,847.07	1.00	-25,847.07
03/14/2025	Deposit	103,067,478.86	94,019.00	1.00	94,019.00
03/14/2025	Withdrawal	102,973,459.86	-94,019.00	1.00	-94,019.00
03/14/2025	Vendor Payment HEB Grocery Company, LP	102,951,643.01	-21,816.85	1.00	-21,816.85
03/17/2025	Vendor Payment JP Sanchez Construction Co Inc	102,732,953.01	-218,690.00	1.00	-218,690.00
03/24/2025	Transfer In	102,733,202.12	249.11	1.00	249.11
03/24/2025	Withdrawal	99,733,202.12	-3,000,000.00	1.00	-3,000,000.00
03/25/2025	Deposit	110,233,253.12	10,500,051.00	1.00	10,500,051.00
03/25/2025	Withdrawal	109,633,253.12	-600,000.00	1.00	-600,000.00
03/26/2025	Deposit	110,385,304.12	752,051.00	1.00	752,051.00
03/26/2025	Withdrawal	110,213,959.83	-171,344.29	1.00	-171,344.29
03/27/2025	Withdrawal	108,513,959.83	-1,700,000.00	1.00	-1,700,000.00
03/28/2025	Deposit	110,080,062.63	1,566,102.80	1.00	1,566,102.80
03/28/2025	Withdrawal	108,513,959.83	-1,566,102.80	1.00	-1,566,102.80
03/31/2025	Deposit	108,562,048.29	48,088.46	1.00	48,088.46
03/31/2025	Withdrawal	108,513,959.83	-48,088.46	1.00	-48,088.46



General Fund - Corporate Overnight Plus Fund (Continued)

Settle Date	Trade Type	Share Balance	Number of Shares	Price/Share	Amount (USD)
03/31/2025	Vendor Payment JP Sanchez Construction Co Inc	108,377,824.83	-136,135.00	1.00	-136,135.00
03/31/2025	Vendor Payment Tristar Risk Management	108,368,655.20	-9,169.63	1.00	-9,169.63
03/31/2025	Vendor Payment Hellas Construction Inc.	108,064,177.11	-304,478.09	1.00	-304,478.09
03/31/2025	Interest	108,463,094.30	398,917.19	1.00	398,917.19
04/01/2025	Transfer In	108,463,166.90	72.60	1.00	72.60
04/02/2025	Vendor Payment E 3 Entegral Solutions, Inc.	108,129,965.80	-333,201.10	1.00	-333,201.10
04/07/2025	Deposit	108,130,643.18	677.38	1.00	677.38
04/07/2025	Deposit	108,162,074.18	31,431.00	1.00	31,431.00
04/07/2025	Transfer In	108,162,201.19	127.01	1.00	127.01
04/07/2025	Withdrawal	108,130,092.81	-32,108.38	1.00	-32,108.38
04/07/2025	Withdrawal	105,130,092.81	-3,000,000.00	1.00	-3,000,000.00
04/08/2025	Withdrawal	103,730,092.81	-1,400,000.00	1.00	-1,400,000.00
04/08/2025	Withdrawal	103,230,092.81	-500,000.00	1.00	-500,000.00
04/08/2025	Vendor Payment JP Sanchez Construction Co Inc	103,159,317.81	-70,775.00	1.00	-70,775.00
04/08/2025	Vendor Payment JP Sanchez Construction Co Inc	102,748,252.81	-411,065.00	1.00	-411,065.00
04/08/2025	Vendor Payment JP Sanchez Construction Co Inc	102,719,752.81	-28,500.00	1.00	-28,500.00
04/08/2025	Vendor Payment JP Sanchez Construction Co Inc	102,673,202.81	-46,550.00	1.00	-46,550.00
04/08/2025	Vendor Payment Tristar Risk Management	102,662,205.66	-10,997.15	1.00	-10,997.15
04/09/2025	Withdrawal	102,532,205.66	-130,000.00	1.00	-130,000.00
04/14/2025	Deposit	102,535,705.66	3,500.00	1.00	3,500.00
04/14/2025	Withdrawal	102,532,205.66	-3,500.00	1.00	-3,500.00
04/14/2025	Vendor Payment Texas State Natural Gas, Inc.	102,530,068.40	-2,137.26	1.00	-2,137.26
04/14/2025	Vendor Payment HEB Grocery Company, LP	102,516,770.55	-13,297.85	1.00	-13,297.85
04/15/2025	Transfer In	102,517,374.95	604.40	1.00	604.40
04/15/2025	Transfer In	102,517,609.43	234.48	1.00	234.48
04/16/2025	Transfer Out	102,517,215.39	-394.04	1.00	-394.04
04/22/2025	Deposit	102,521,215.39	4,000.00	1.00	4,000.00
04/22/2025	Withdrawal	97,921,215.39	-4,600,000.00	1.00	-4,600,000.00
04/24/2025	Withdrawal	97,917,215.39	-4,000.00	1.00	-4,000.00
04/24/2025	Withdrawal	96,317,215.39	-1,600,000.00	1.00	-1,600,000.00
04/25/2025	Deposit	96,812,441.39	495,226.00	1.00	495,226.00
04/25/2025	Deposit	98,066,193.81	1,253,752.42	1.00	1,253,752.42
04/25/2025	Transfer In	98,066,667.02	473.21	1.00	473.21
04/25/2025	Withdrawal	96,812,914.60	-1,253,752.42	1.00	-1,253,752.42
04/28/2025	Deposit	98,485,848.60	1,672,934.00	1.00	1,672,934.00
04/28/2025	Vendor Payment Tristar Risk Management	98,468,770.63	-17,077.97	1.00	-17,077.97
04/28/2025	Withdrawal	98,332,836.01	-135,934.62	1.00	-135,934.62
04/30/2025	Withdrawal	96,332,836.01	-2,000,000.00	1.00	-2,000,000.00
04/30/2025	Interest	96,708,324.64	375,488.63	1.00	375,488.63
05/06/2025	Transfer In	96,708,548.95	224.31	1.00	224.31
05/06/2025	Withdrawal	93,308,548.95	-3,400,000.00	1.00	-3,400,000.00
05/07/2025	Deposit	93,908,364.48	599,815.53	1.00	599,815.53
05/07/2025	Deposit	93,913,723.10	5,358.62	1.00	5,358.62
05/07/2025	Deposit	94,005,288.15	91,565.05	1.00	91,565.05



General Fund - Corporate Overnight Plus Fund (Continued)

Settle Date	Trade Type	Share Balance	Number of Shares	Price/Share	Amount (USD)
05/07/2025	Deposit	94,980,297.57	975,009.42	1.00	975,009.42
05/07/2025	Deposit	95,106,241.69	125,944.12	1.00	125,944.12
05/07/2025	Deposit	95,157,332.80	51,091.11	1.00	51,091.11
05/07/2025	Deposit	95,206,625.43	49,292.63	1.00	49,292.63
05/07/2025	Withdrawal	94,356,625.43	-850,000.00	1.00	-850,000.00
05/07/2025	Withdrawal	92,458,548.95	-1,898,076.48	1.00	-1,898,076.48
05/08/2025	Vendor Payment Texas State Natural Gas, Inc.	92,456,921.93	-1,627.02	1.00	-1,627.02
05/08/2025	Vendor Payment Tristar Risk Management	92,440,320.48	-16,601.45	1.00	-16,601.45
05/12/2025	Deposit	92,509,204.49	68,884.01	1.00	68,884.01
05/12/2025	Withdrawal	92,440,320.48	-68,884.01	1.00	-68,884.01
05/14/2025	Deposit	92,441,653.81	1,333.33	1.00	1,333.33
05/14/2025	Transfer In	92,442,620.27	966.46	1.00	966.46
05/14/2025	Vendor Payment Frontera Construction, LLC	92,415,868.63	-26,751.64	1.00	-26,751.64
05/14/2025	Vendor Payment Frontera Construction, LLC	92,413,715.98	-2,152.65	1.00	-2,152.65
05/14/2025	Vendor Payment JP Sanchez Construction Co Inc	91,621,130.98	-792,585.00	1.00	-792,585.00
05/14/2025	Vendor Payment JP Sanchez Construction Co Inc	91,483,333.48	-137,797.50	1.00	-137,797.50
05/14/2025	Vendor Payment Frontera Construction, LLC	91,469,259.13	-14,074.35	1.00	-14,074.35
05/14/2025	Vendor Payment Frontera Construction, LLC	91,399,061.94	-70,197.19	1.00	-70,197.19
05/14/2025	Withdrawal	91,397,728.61	-1,333.33	1.00	-1,333.33
05/14/2025	Vendor Payment JP Sanchez Construction Co Inc	91,366,093.61	-31,635.00	1.00	-31,635.00
05/16/2025	Deposit	92,947,121.49	1,581,027.88	1.00	1,581,027.88
05/19/2025	Withdrawal	91,366,093.61	-1,581,027.88	1.00	-1,581,027.88
05/20/2025	Withdrawal	89,166,093.61	-2,200,000.00	1.00	-2,200,000.00
05/21/2025	Vendor Payment TASB Risk Management Fund	89,154,064.09	-12,029.52	1.00	-12,029.52
05/21/2025	Vendor Payment Tristar Risk Management	89,134,252.51	-19,811.58	1.00	-19,811.58
05/21/2025	Withdrawal	86,134,252.51	-3,000,000.00	1.00	-3,000,000.00
05/23/2025	Deposit	96,199,986.51	10,065,734.00	1.00	10,065,734.00
05/23/2025	Vendor Payment Medina's Concrete Work Inc	96,189,236.51	-10,750.00	1.00	-10,750.00
05/23/2025	Vendor Payment HEB Grocery Company, LP	96,176,835.36	-12,401.15	1.00	-12,401.15
05/28/2025	Withdrawal	95,376,835.36	-800,000.00	1.00	-800,000.00
05/28/2025	Withdrawal	95,293,875.43	-82,959.93	1.00	-82,959.93
05/29/2025	Transfer In	95,294,442.79	567.36	1.00	567.36
05/29/2025	Withdrawal	94,994,442.79	-300,000.00	1.00	-300,000.00
05/30/2025	Interest	95,347,133.69	352,690.90	1.00	352,690.90
05/31/2025	Ending Balance	95,347,133.69			95,347,133.69

Interest & Sinking Fund - Corporate Overnight Plus Fund

Settle Date	Trade Type	Share Balance	Number of Shares	Price/Share	Amount (USD)
03/01/2025	Starting Balance	4,008,533.00			4,008,533.00
03/31/2025	Interest	4,023,814.35	15,281.35	1.00	15,281.35
04/30/2025	Interest	4,038,600.90	14,786.55	1.00	14,786.55
05/06/2025	Deposit	4,298,600.90	260,000.00	1.00	260,000.00



Interest & Sinking Fund - Corporate Overnight Plus Fund (Continued)

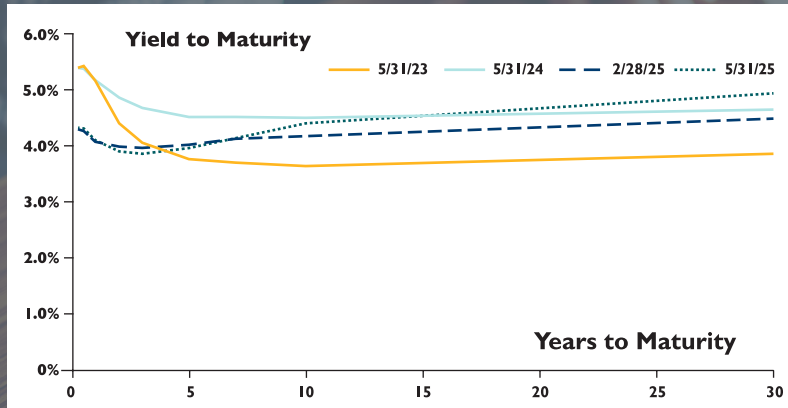
Settle Date	Trade Type	Share Balance	Number of Shares	Price/Share	Amount (USD)
05/30/2025	Interest	4,314,650.69	16,049.79	1.00	16,049.79
05/31/2025	Ending Balance	4,314,650.69			4,314,650.69

Important Information about this statement

Please review this statement carefully, it is the official record of your account with Lone Star Investment Pool and First Public, LLC. If you disagree with any transaction, or if there are any errors or omissions in this statement please notify us promptly in writing, but no later than 10 business days after receipt of this statement. Trades pending settlement will not appear on this statement. All such trades will appear in the next monthly statement. The yield for the period is an annualized rate that reflects the relationship between the average amount of income earned and the average daily balance for the account. Please notify First Public promptly and in writing of any changes of address or phone number. Times of transactions will be furnished upon written request. The Lone Star Investment Pool Information Statement should be read carefully before investing. Investors should consider the investment objectives, risks, charges and expenses associated with municipal fund securities before investing. All transactions are no load. No remuneration has, or will be, paid to any entity in connection with this transaction. An investor may obtain an Information Statement by contacting First Public at the address and phone number identified above. An investment in Lone Star investment Pool is not insured or guaranteed by the Federal Deposit Insurance Corporation ("FDIC") or any other government agency and although Lone Star Investment Pool seeks to preserve the value of the investment at a fixed share price, it is possible to lose money by investing in municipal fund securities.

Quarterly Position Report

May 31, 2025



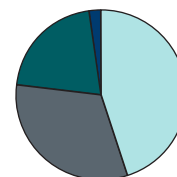
Tariffs continued to be a primary focus of the financial markets, both in the US and globally, in the three-month period ending in May. On April 2, the Trump administration announced a 10% tariff on all countries, along with individualized reciprocal tariffs with some exceptions. A 25% tariff on all foreign auto and auto parts took effect earlier. A week later, the administration announced a 90-day pause on country-specific reciprocal tariffs, but all prior tariffs and the global baseline of 10% remained in place. The notable exception was China, which was tariffed at 145%. After falling sharply in the week following "Liberation Day," news of trade deals being reached and expectations that more may come pushed the equity markets higher in the latter part of the quarter. The Dow Jones Industrial Average, S&P 500, and Nasdaq-100 indexes returned -3.6%, -0.7%, and +1.4%, respectively, during the period. At the May 7 Federal Open Market Committee (FOMC) meeting, the committee voted unanimously to leave the fed funds target range unchanged at 4.25% and 4.50%. Federal Reserve (Fed) Chair Jerome Powell emphasized that the Fed can be patient given the hard economic data remains robust but noted that the uncertainty about the economic outlook has increased further. The next FOMC meeting is scheduled for June 18.

Government Overnight Fund

Duration 0.08036

	Participant Assets	Market Value
Beginning of Quarter Balance	8,508,980,665.66	8,510,035,450.18
Deposits	1,758,969,182.29	
Withdrawals	(3,408,783,846.90)	
End of Quarter Balance	6,859,166,001.05	6,859,266,121.78

Cash/Repo	45%
Agencies	32%
Treasuries	21%
MM Funds	2%

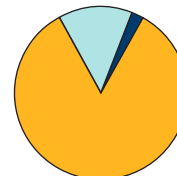


Corporate Overnight Fund

Duration 0.18345

	Participant Assets	Market Value
Beginning of Quarter Balance	4,309,789,473.52	4,309,949,696.30
Deposits	1,079,052,267.55	
Withdrawals	(1,390,311,233.76)	
End of Quarter Balance	3,998,530,507.31	3,997,817,590.14

Commercial Paper	84%
Cash/Repo	14%
MM Funds	2%

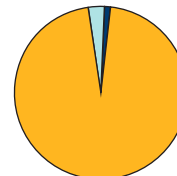


Corporate Overnight Plus Fund

Duration 0.21763

	Participant Assets	Market Value
Beginning of Quarter Balance	13,782,882,322.75	13,783,897,076.81
Deposits	3,731,513,392.78	
Withdrawals	(5,361,771,789.85)	
End of Quarter Balance	12,152,623,925.68	12,150,274,200.01

Commercial Paper	96%
Cash/Repo	3%
MM Funds	1%



Returns

	March		April		May	
	Average Rate	7-day SEC Yield	Average Rate	7-day SEC Yield	Average Rate	7-day SEC Yield
Govt Overnight Fund	4.33%	4.33%	4.33%	4.32%	4.30%	4.31%
Corp Overnight Fund	4.45%	4.45%	4.43%	4.43%	4.42%	4.42%
Corp Overnight Plus Fund	4.49%	4.49%	4.47%	4.46%	4.44%	4.44%

William Mastrodica
William Mastrodica

Lone Star Investment Pool Investment Officers

Tammy Davis
Tammy Davis

The Lone Star Information Statement should be read carefully before investing. Investors should consider the investment objectives, risks, charges, and expenses associated with this or any security prior to investing. Investment in Lone Star Investment Pool is not insured or guaranteed by the Federal Deposit Insurance Corporation (FDIC) or any other government agency, and although Lone Star seeks to preserve the value of the investment at a fixed share price, it is possible to lose money by investing in Lone Star. For further information or for an Information Statement, contact First Public at 800.558.8875. The return information is net of all current operating expenses. The return represents past performance and is no indication of future results.

First Public is a registered broker dealer with the Securities and Exchange Commission, the Financial Industry Regulatory Authority, and the Municipal Securities Rulemaking Board. First Public is not acting as a municipal advisor and is not providing advice or recommending any action to any municipal entity (including governmental entities under Section 15B of the U.S. Securities Exchange Act) or any of such entity's obligated persons. First Public does not assume or owe any fiduciary duty under Section 15B of the U.S. Securities Exchange Act with respect to the information contained herein. Please consult your professional and legal advisors and fiduciaries before acting on any of this information.