

Nueces County Hospital District
 Quarterly Investment Report
 October 1, 2014 - December 31, 2014

Summary Holdings Statistics:

Portfolio as of September 30, 2014		Portfolio as of December 31, 2014	
Beginning Book Value	\$87,557,302	Ending Book Value	\$83,609,708
Beginning Market Value	\$87,554,734	Ending Market Value	\$83,570,764
Unrealized Gain/Loss	(\$2,568)	Unrealized Gain/Loss	(\$38,944)
Beginning WAM	180 Days	Ending WAM	151 Days
Change in Market Value	(\$3,983,970) ¹		
Investment Income for Period	\$50,985		
Quarter Average Yield	0.224%		
Quarter Average Yield - 6 Mth T-Bill	0.080%		

This report reflects Nueces County Hospital District's investment policy and strategies in accordance with the Public Funds Investment Act.

INVESTMENT OFFICERS:


 JONNY F. HIPPI, ADMINISTRATOR


 DENA BRUNI, ASSISTANT ADMINISTRATOR


 DONNA LITTLEFIELD, DIRECTOR OF ACCOUNTING & FINANCE

Notes

1. On a quarterly basis, the value of the portfolio declined by \$3,983,970. However, of that decline, \$3,947,584 represents net expenditures by the District for operations. There was a net unrealized loss of \$36,376, but the District does not sell securities prior to maturity. Therefore, the loss is for notation purposes only.

Nueces County Hospital District
Inventory Report - Holdings by Fund
As of: 12/31/2014

Settle Date	Maturity Date	Fund Name	Location	Security	CUSIP	Avg Yield/ Coupon	Purchase Price	PAR	Beginning Book Value 09/30/2014	Beginning Market Value 09/30/2014	Ending Book Value 12/31/2014	Ending Market 12/31/2014	Gain/Loss	Accrued Interest	Yield	D-T-M	
Indigent Care Fund																	
12/31/2014	01/01/2015	Indigent Care Fund	Tex.Pool	Investment Pool	#0002	0.042%	3,585,604	3,585,604	3,585,511	3,585,511	3,585,604	3,585,604	0	0	0.042%	1	
12/31/2014	01/01/2015	Indigent Care Fund	LOGIC	Investment Pool		0.097%	17,318	17,318	17,314	17,314	17,318	17,318	0	0	0.097%	1	
12/31/2014	01/01/2015	Indigent Care Fund	TextSTAR	Investment Pool		0.050%	7,631,666	7,631,666	7,565,317	7,565,317	7,631,666	7,631,666	0	0	0.050%	1	
03/18/2013	03/18/2015	Indigent Care Fund	Safetkeeping	FHLMC - 1x Call	3134G36G0	0.350%	3,000,000	3,000,000	3,000,000	3,003,048	3,000,000	3,001,176	1,176	2,975	0.350%	77	
05/19/2014	05/19/2017	Indigent Care Fund	Safetkeeping	FHLMC - Qrly Call	3134G53L7	1.125%	0	0	3,001,695	3,001,695	0	0	0	0	1.125%	870	
05/28/2014	05/28/2017	Indigent Care Fund	Safetkeeping	FHLMC - Qrly Call	3134G54F9	1.000%	0	0	2,998,850	2,998,850	0	0	0	0	1.000%	877	
06/16/2014	06/16/2017	Indigent Care Fund	Safetkeeping	FHLMC - Callable	3134G56A8	1.000%	3,000,000	3,000,000	3,000,000	2,997,117	3,000,000	2,991,681	(8,319)	1,167	1.000%	898	
08/21/2014	08/21/2017	Indigent Care Fund	Safetkeeping	FHLMC - Qrly Call	3130A2Q25	1.200%	0	0	3,000,000	2,996,694	0	0	0	0	1.200%	964	
09/29/2014	09/29/2017	Indigent Care Fund	Safetkeeping	FHLMC - Qrly Call	3130A32N3	1.300%	0	0	3,000,000	3,002,025	0	0	0	0	1.300%	1,003	
10/16/2014	10/16/2017	Indigent Care Fund	Safetkeeping	FHLMC - Callable	3130A38V1	1.300%	3,000,000	3,000,000	0	0	3,000,000	2,998,521	(1,479)	8,017	1.300%	1,020	
12/12/2014	12/12/2017	Indigent Care Fund	Safetkeeping	FHLMC - Qrly Call	3134GSRM9	1.300%	3,000,000	3,000,000	0	0	3,000,000	2,993,358	(6,642)	1,950	1.300%	1,077	
12/26/2014	12/26/2017	Indigent Care Fund	Safetkeeping	FHLMC - Qrly Call	3134GSSP1	1.250%	6,000,000	6,000,000	0	0	6,000,000	5,976,318	(23,682)	833	1.250%	1,091	
							29,234,788	29,234,788	29,168,141	29,165,570	29,234,788	29,195,842	(39,946)	14,942	0.680%	429	
							122	122	122	122	122	122	122	0	0	0.042%	1
							122	122	122	122	122	122	122	0	0	0.042%	1
Tobacco Settlement Fund																	
12/31/2014	01/01/2015	Tobacco Settlement	Tex.Pool	Investment Pool	#00007	0.042%	357,047	357,047	357,485	357,485	357,047	357,047	0	3	0.010%	1	
							357,047	357,047	357,485	357,485	357,047	357,047	0	3	0.010%	1	
Employee Health Benefits Trust Fund																	
12/31/2014	01/01/2015	Emp Health Benefits Trust	Frost Trust	Short Term Treasury	AIM	0.010%	357,047	357,047	357,485	357,485	357,047	357,047	0	3	0.010%	1	
							357,047	357,047	357,485	357,485	357,047	357,047	0	3	0.010%	1	
General Fund																	
10/01/1986	10/15/2016	General Fund	Safetkeeping	GNMA Pool #155679	3621562L4	9.000%	130	135	175	178	134	136	2	1	9.350%	654	
12/31/2014	01/01/2015	General Fund	Tex.Pool	Investment Pool	#00004	0.042%	19,365,726	19,365,726	11,593,672	11,593,672	19,365,726	19,365,726	0	0	0.042%	1	
12/31/2014	01/01/2015	GF - Membership Revenue	Tex.Pool	Investment Pool	#00009	0.042%	32,749,695	32,749,695	45,082,776	45,082,776	32,749,695	32,749,695	0	0	0.042%	1	
12/31/2014	01/01/2015	GF - Operating	Frost Bank	Commercial Checking	664025678	0.010%	953,995	953,995	879,150	879,150	953,995	953,995	0	0	0.010%	1	
12/31/2014	01/01/2015	GF - Payroll	Frost Bank	Commercial Checking	664027221	0.010%	1,003	1,003	1,001	1,001	1,003	1,003	0	0	0.010%	1	
							53,070,546	53,070,553	57,556,774	57,556,777	53,070,553	53,070,555	2	1	0.041%	1	
Debt Service Fund																	
12/31/2014	01/01/2015	Debt Svc Fund	Tex.Pool	Investment Pool	#00003	0.042%	947,198	947,198	474,780	474,780	947,198	947,198	0	0	0.042%	1	
							947,198	947,198	474,780	474,780	947,198	947,198	0	0	0.042%	1	
							83,609,704	83,609,708	87,557,302	87,554,734	83,609,708	83,570,764	(38,944)	14,946	0.265%	151	
TOTAL PORTFOLIO																	
															WAY	WAM	

Nueces County Hospital District
Investment Transaction Activity
October 1, 2014 - December 31, 2014

Settle Date	Maturity	Call Date	Fund	Type	CUSIP	Coupon	Price	Par	Principal	Acc'd Interest	Total Settlement	Yield to Mat/Call	Broker	
Purchases														
10/19/2014	10/16/2017	01/16/2015	Indigent Care Fund	FHLB - Callable	3130A36V1	1.300%	100.0000	3,000,000.00	3,000,000.00	0.00	3,000,000.00	1.300%	Stifel Nicolaus	
12/12/2014	12/12/2017	03/12/2015	Indigent Care Fund	FHLMC - Dirty Call	3134G5RM9	1.300%	100.0000	3,000,000.00	3,000,000.00	0.00	3,000,000.00	1.300%	Morgan Stanley	
12/29/2014	12/26/2017	03/26/2015	Indigent Care Fund	FHLMC - Dirty Call	3134G5SP1	1.250%	100.0000	6,000,000.00	6,000,000.00	0.00	6,000,000.00	1.250%	Morgan Stanley	
									Total Purchases:	12,000,000.00	12,000,000.00	0.00	12,000,000.00	
Maturities/Calls														
05/19/2014	05/19/2017	11/19/2014	Indigent Care Fund	FHLMC - Dirty Call	3134G53L7	1.125%	100.0000	3,000,000.00	3,000,000.00	16,875.00	3,016,875.00	1.125%	Morgan Stanley	
08/21/2014	08/21/2017	11/21/2014	Indigent Care Fund	FHLB - Dirty Call	3130A2025	1.200%	100.0000	3,000,000.00	3,000,000.00	9,000.00	3,009,000.00	1.200%	Morgan Stanley	
05/29/2014	05/26/2017	11/26/2014	Indigent Care Fund	FHLMC - Dirty Call	3134G54F9	1.000%	100.0000	3,000,000.00	3,000,000.00	14,833.33	3,014,833.33	1.000%	Stifel Nicolaus	
09/29/2014	09/29/2017	12/29/2014	Indigent Care Fund	FHLB - Dirty Call	3130A32N3	1.300%	100.0000	3,000,000.00	3,000,000.00	9,750.00	3,009,750.00	1.300%	Raymond James	
									Total Maturities/Calls:	12,000,000.00	12,000,000.00	50,458.33	12,050,458.33	

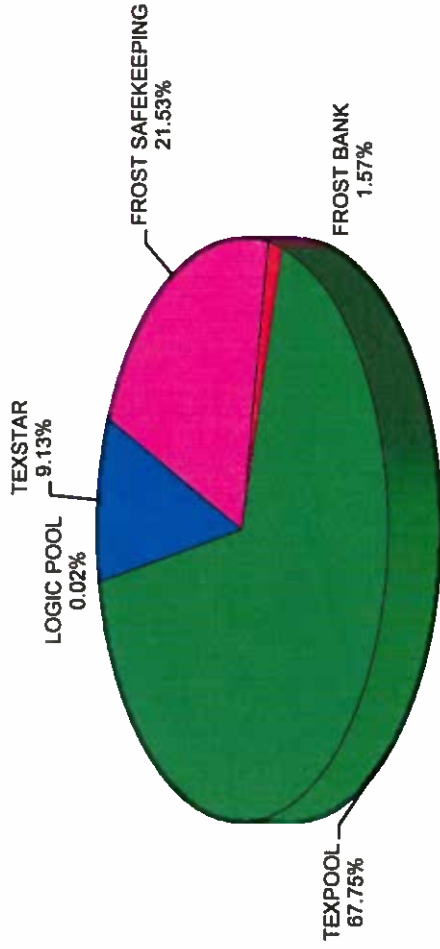
NUECES COUNTY HOSPITAL DISTRICT
INVESTMENTS SUMMARY BY TYPE & LOCATION
FY 2015 1ST QUARTER (OCTOBER 1 - DECEMBER 31, 2014)

	<u>FROST BANK</u>	<u>TEXPOOL</u>	<u>LOGIC</u>	<u>TEXSTAR</u>	<u>FROST SAFEKEEPING</u>	<u>TOTAL</u>	<u>PERCENT BY TYPE OF INVESTMENT</u>
CASH - INTEREST BEARING	\$954,998	\$0	\$0	\$0	\$0	\$954,998	1.1%
MONEY MKT MUTUAL FUNDS	\$357,047	\$0	\$0	\$0	\$0	\$357,047	0.4%
GOVT INVESTMENT POOLS	\$0	\$56,648,544	\$17,318	\$7,631,666	\$0	\$64,297,528	76.9%
CERTIFICATES OF DEPOSIT	\$0	\$0	\$0	\$0	\$0	\$0	0.0%
TREASURY NOTES AND BONDS	\$0	\$0	\$0	\$0	\$0	\$0	0.0%
AGENCIES	\$0	\$0	\$0	\$0	\$18,000,134	\$18,000,134	21.5%
TOTAL INVESTMENTS	\$1,312,045	\$56,648,544	\$17,318	\$7,631,666	\$18,000,134	\$83,609,708	100.0%


PERCENT BY HOLDER OF INVESTMENTS	1.57%	67.75%	0.02%	9.13%	21.53%	100.00%
---	--------------	---------------	--------------	--------------	---------------	----------------

NOTE: THE ABOVE INVESTMENTS INCLUDE ALL TRUST FUNDS.

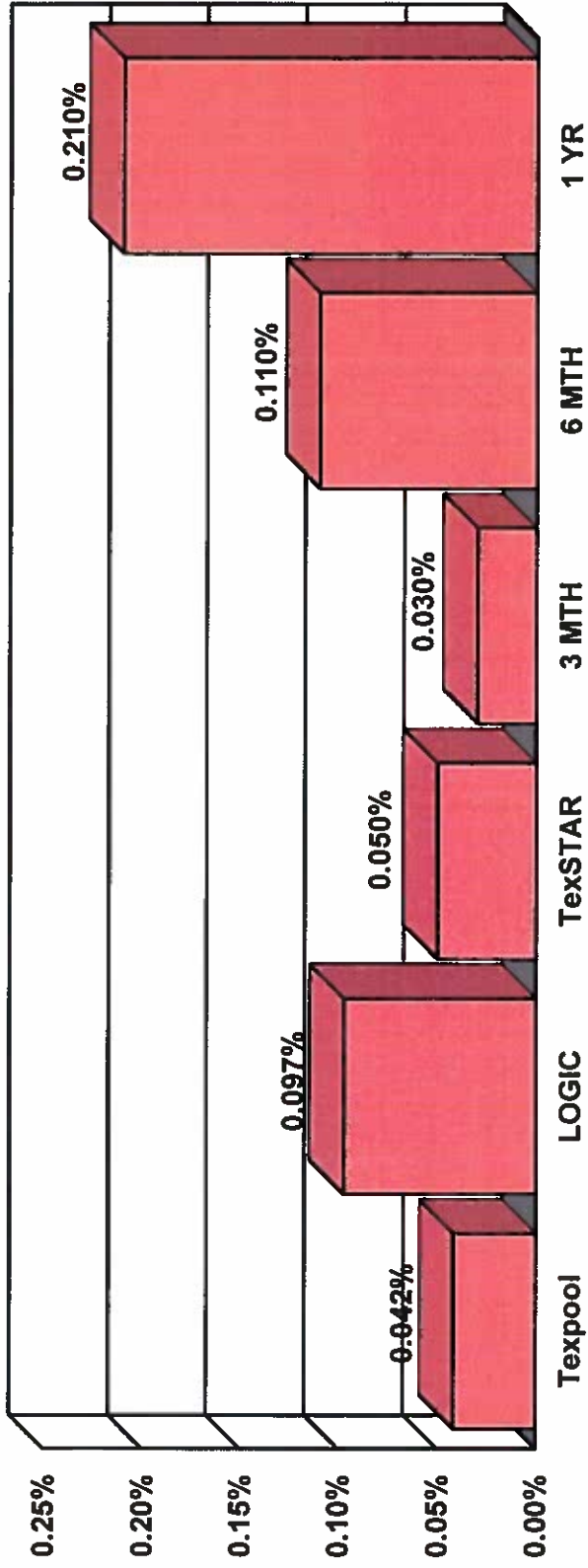
NUECES COUNTY HOSPITAL DISTRICT INVESTMENT BY LOCATION DECEMBER 31, 2014



NUECES COUNTY HOSPITAL DISTRICT INVESTMENTS BY TYPE DECEMBER 31, 2014




**NUECES COUNTY HOSPITAL DISTRICT
POOL RATES V. TREASURIES
DECEMBER 31, 2014**

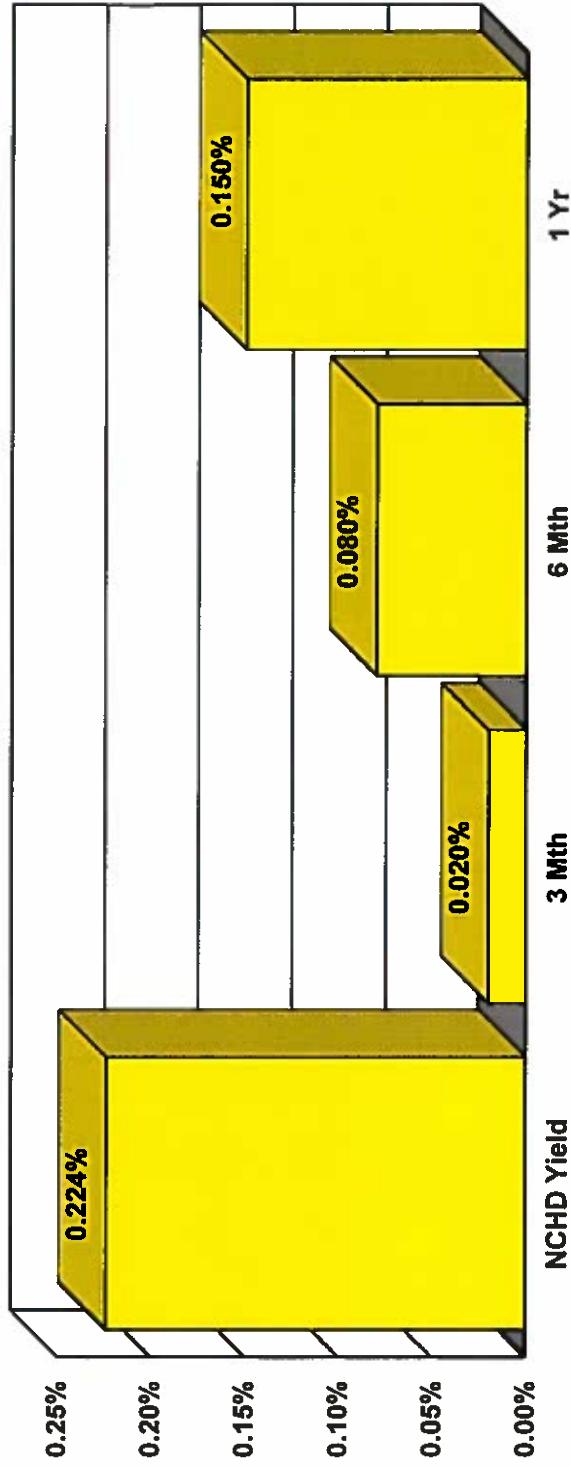


**NUECES COUNTY HOSPITAL DISTRICT
 INVESTMENT SUMMARY BY LIQUIDITY
 FY 2015 1ST QUARTER (OCTOBER 1 - DECEMBER 31, 2014)**

<u>INVESTMENT-YRS TO MATURITY</u>	<u>AMOUNT</u>	
CASH & CASH EQUIVALENTS	\$65,609,573	78.5%
MATURES IN 0-6 MONTHS	\$3,000,000	3.6%
MATURES IN 6-12 MONTHS	\$0	0.0%
MATURES IN 12-18 MONTHS	\$0	0.0%
MATURES IN 18-24 MONTHS	\$134	0.0%
MATURES IN OVER 2 YEARS	\$15,000,000	17.9%
TOTAL	\$83,609,708	100.0%



NUECES COUNTY HOSPITAL DISTRICT QUARTERLY BENCHMARK COMPARISON DECEMBER 31, 2014



**Nueces County Hospital District
Investment Policy Compliance
For the Quarter Ended December 31, 2014**

These are the major compliance issues regarding our Investment policy. Any negative responses are explained below.

	Yes	No
1.) Are at least 33% of the District's investments backed by U.S. Government securities to assure return of principal?	<u>X</u>	_____
2.) Are all investments maturing 3 years or less from the date of purchase?	<u>X</u>	_____
3.) Are at least 10% of the investments short-term maturing within 60-90 days?	<u>X</u>	_____
4.) Is the weighted average maturity of the District's portfolio 18 months or less?	<u>X</u>	_____
5.) With the exception of U.S. Treasury Bills, U.S. Treasury Notes and Bonds, are less than 20% of the District's portfolio invested with a common maturity date, a specific issue or a specific type or class.	<u>X</u>	_____
6.) Does the District's weighted average yield exceed the U.S. Treasury Bill benchmark compared to the District's maximum weighted average maturity for each class of security?		
	District	U.S. Treasury
3 Month Treasury	<u>0.224%</u>	<u>0.020%</u>
6 Month Treasury	<u>0.224%</u>	<u>0.080%</u>