

Kaveolook School Replacement

Kaktovik, Alaska

MASTER PLAN PRESENTATION

February 23, 2023

~~February 15, 2023~~

Joanna Croft: Burkhart Croft Architects
Bernadette Fischer & Steve Cropsey: North Slope Borough School District
Eric Hernandez: North Slope Borough CIPM

Work Since Our Community Meeting in November 2022

1. Compiled & Summarized Feedback from Master Plan Alternatives

- Comments from SAC Members, Community & Teachers
- Gathered at Meetings, Written on the Drawings, and Received by E-mail.

2. Summarized Feedback

- Site Design
- Building Organization
- Building Design Elements

3. Revised Concepts to Respond to Feedback & Developed 3D Massing Models of Concepts

- Two Concepts

4. Met with SAC and John Riddle/Randy Linderbaum

- Reviewed concepts and provided feedback

5. Developed a More Complete Master Plan

- Worked with engineering team to make the design more “real”
- Developed a 3D model of the building

6. *Now...* Presentation to Kaktovik Community

Summary of Comments from Last Visit *(Note: We have seven pages of comments in a separate document)*

○ **Site Design**

- Provide entry on Fourth Avenue
- Snow drifting will happen no matter what we do, so place the school for better operation.
- Provide bus barn (*Note: This was not part approved programming, but could be considered as an additional project.*)
- Plan to accommodate/incorporate waste heat

○ **Building Organization**

- Locate Library and Iñupiaq in center of the school with after-hours access
- Provide separation between primary and secondary student classrooms.
- Provide acoustical and/or physical separation for Voc Ed
- Provide area/playroom/small gym for younger children's activities, preferably for use during the day and during open gym. (*Note: This was not part of the earlier, approved programming. This addition would add area and cost to the project.*)
- Design to prevent freeze up of all building systems, but these in particular.
 - Mechanical room + short plumbing runs
 - Swimming pool + locker rooms
 - FDC

○ **Building Design Elements**

- Provide welcoming front entry into school
- Provide window on multiple sides of the running track at the gym
- Provide bleachers on both sides of the gym
- Provide booth seating area in Commons
- Provide sufficient trophy cases/display areas

PHASING LEGEND

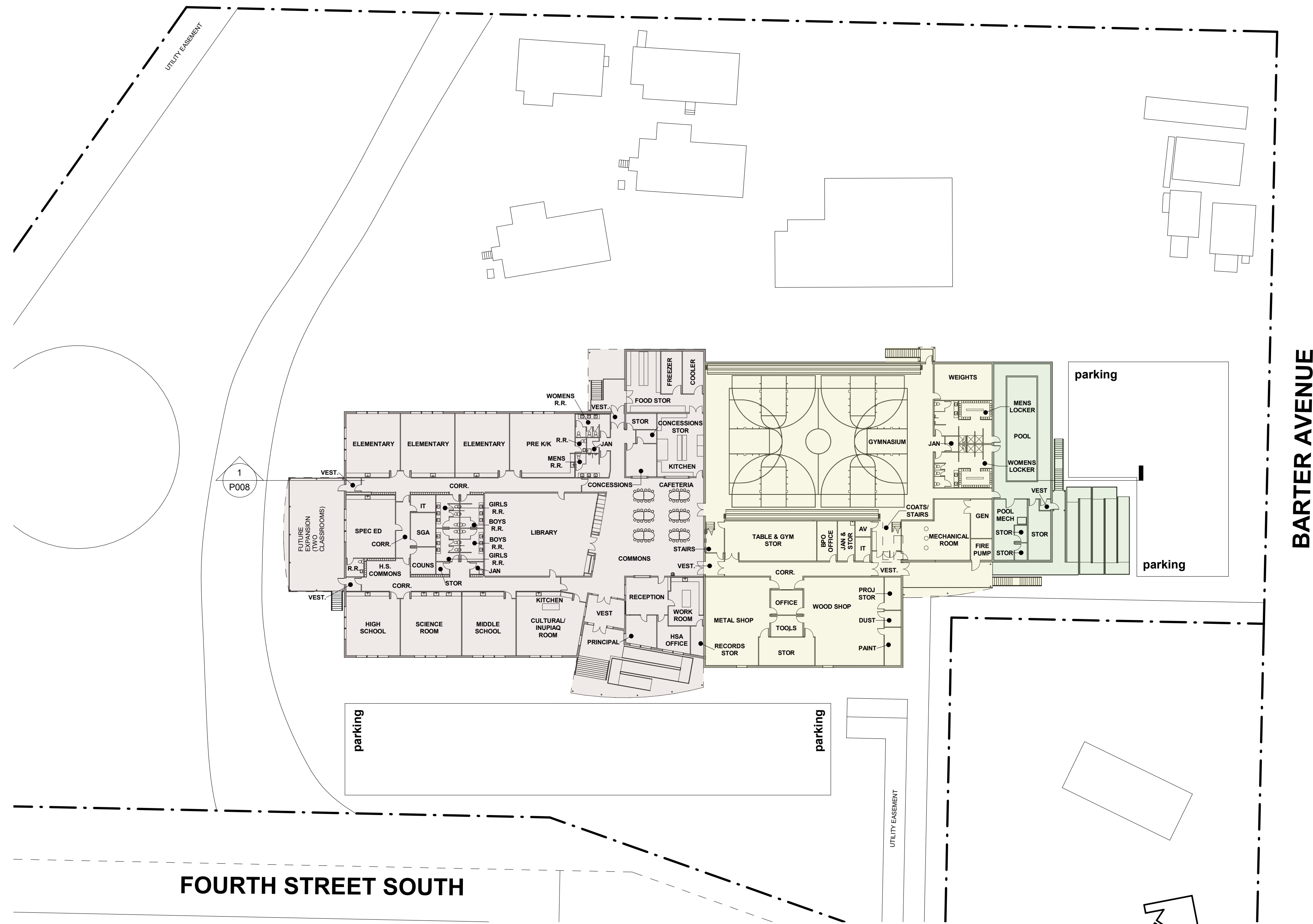
- PHASE 1
- PHASE 2
- PHASE 3

BUILDING AREAS

PHASE 1: FIRST FLOOR	= 17,703 SF
SECOND FLOOR	= 5,920 SF
TOTAL PHASE 1	= 23,623 SF
PHASE 2:	= 20,618 SF
PHASE 3:	= 2,610 SF
TOTAL BUILDING:	= 46,851 SF

FEATURES

- **Front Door:** South
- **Administration:** At front door for observation
- **Commons:** Centrally located to most main activities
- **Classrooms:** Located in single wing with two corridors for age separation. Special Education centralized between primary and secondary with good acoustic separation.
- **Library & Cultural:** Library centrally located with operable openings to both primary and secondary classrooms and commons. Cultural located at front entrance with proximity to library and commons.
- **Gymnasium:** At northeast of site.
- **Voc Ed:** To the south with good acoustic separation and phasing.
- **Loading:** Single loading dock at north with drive through service loading. Second loading dock possible at night entry.
- **Night Use:** Easy to lock off academic wing for use of gym, voc ed, and library
- **Phasing:**
 - Phase 1 – Compact
 - Phase 3 - Easy addition of pool with shared locker facilities
- **Light & Views:** Classrooms have southern or northern exposure. Track has views potential in any direction
- **Building Massing:** Shorter classrooms on both sides of Library. Medium elements in the center and to the south with taller elements at northeast.
- **Future Expansion:** West of classroom wing. Use framing for playdeck until needed.



1 FIRST FLOOR SITE PLAN

[1/P007] Scale: 1/32" = 1'-0"

NORTH SLOPE BOROUGH
KAVEOLOOK REPLACEMENT SCHOOL



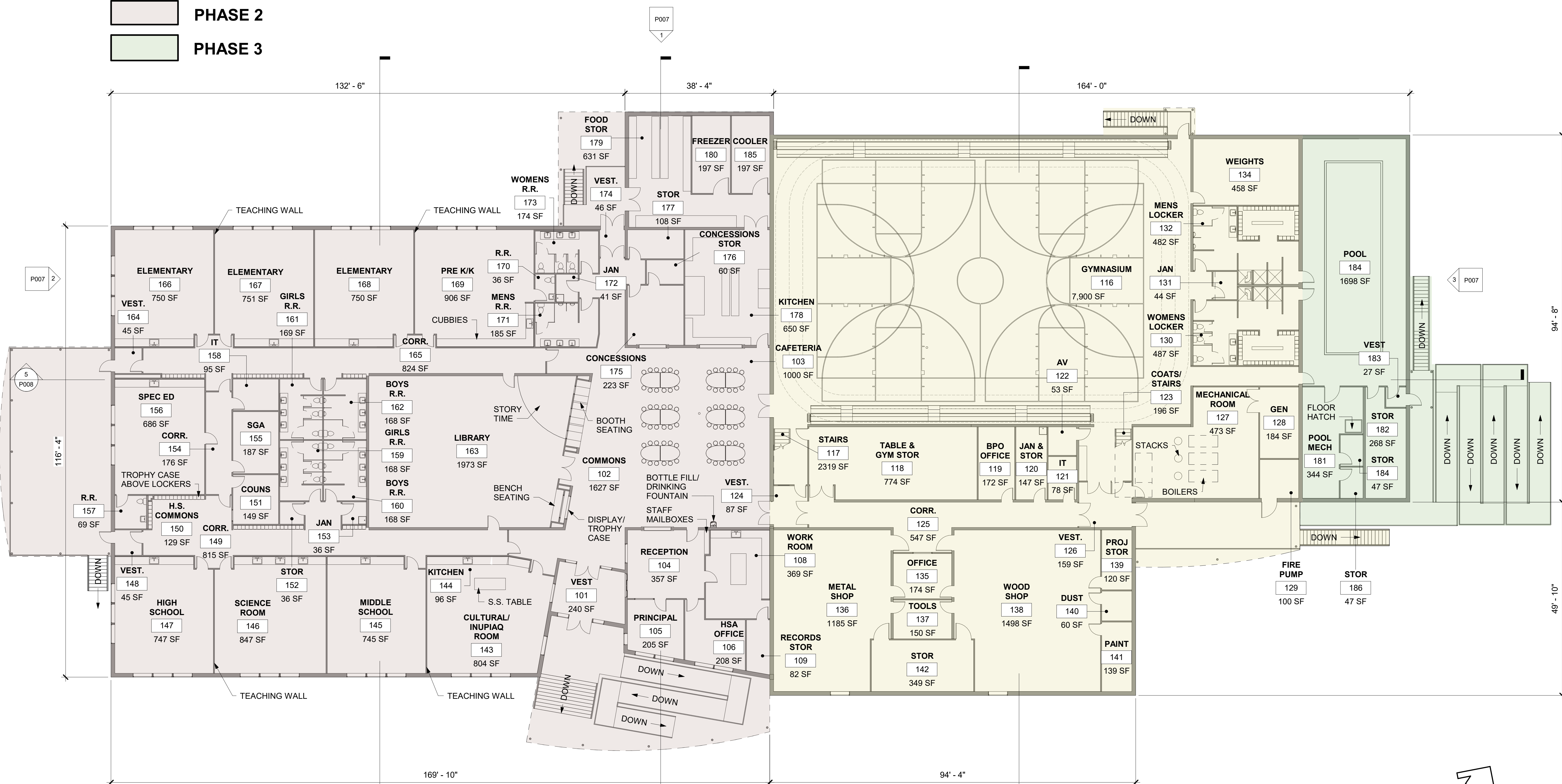
02.15.23

Burkhart Craft
 ARCHITECTS

P001

PHASING LEGEND

- PHASE 1
- PHASE 2
- PHASE 3



1 ENLARGED FIRST FLOOR PLAN
 [1/P007] Scale: 1" = 12'-0"



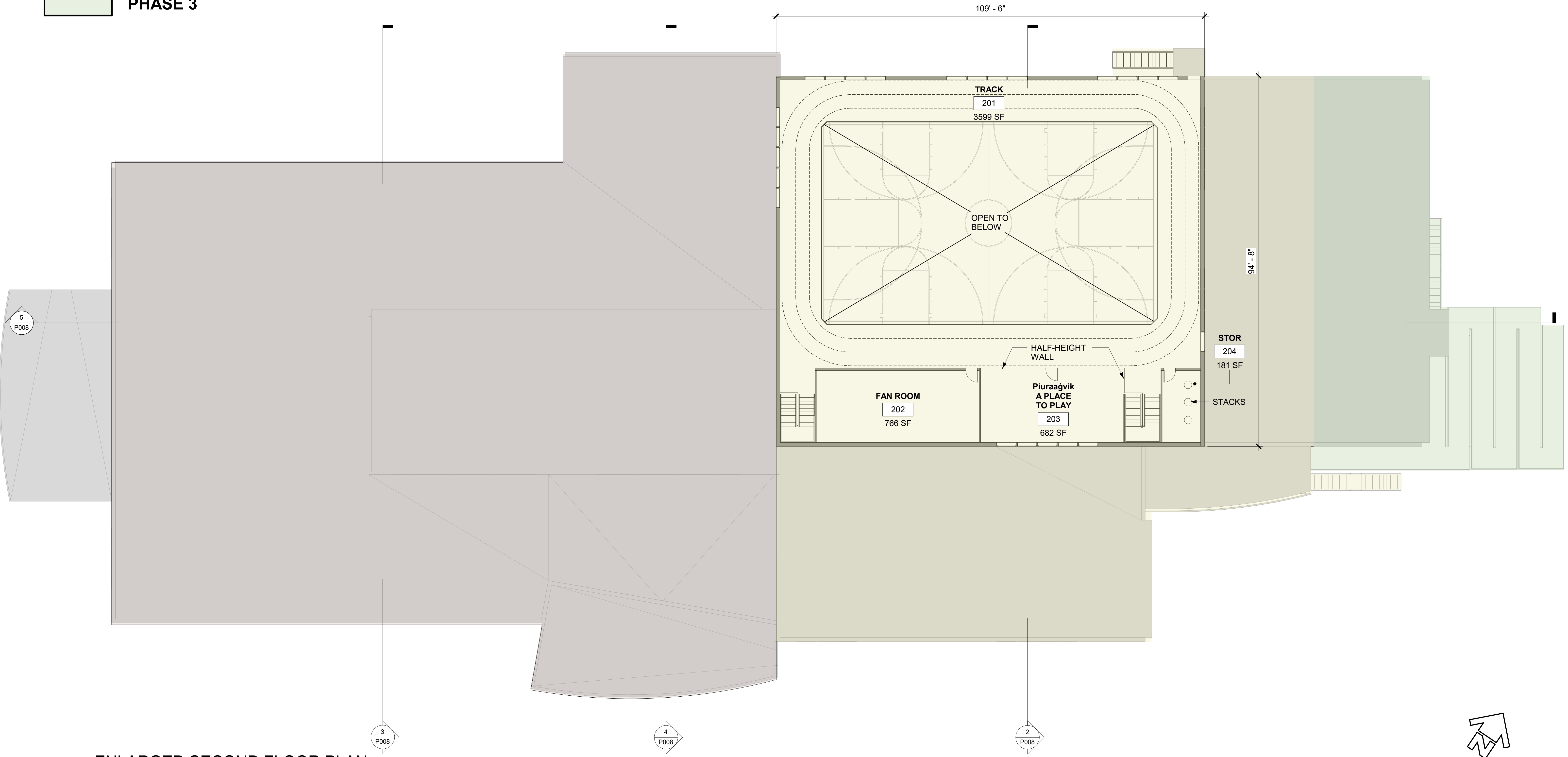
NORTH SLOPE BOROUGH
KAVEOLOOK REPLACEMENT SCHOOL

0' 5' 10' 15'
 02.15.23

Burkhart Craft
 ARCHITECTS

PHASING LEGEND

- PHASE 1
- PHASE 2
- PHASE 3



1 ENLARGED SECOND FLOOR PLAN
[1/P007] Scale: 1" = 12'-0"




NORTH SLOPE BOROUGH

KAVEOLOOK REPLACEMENT SCHOOL




0' 5' 10' 15'
02.15.23

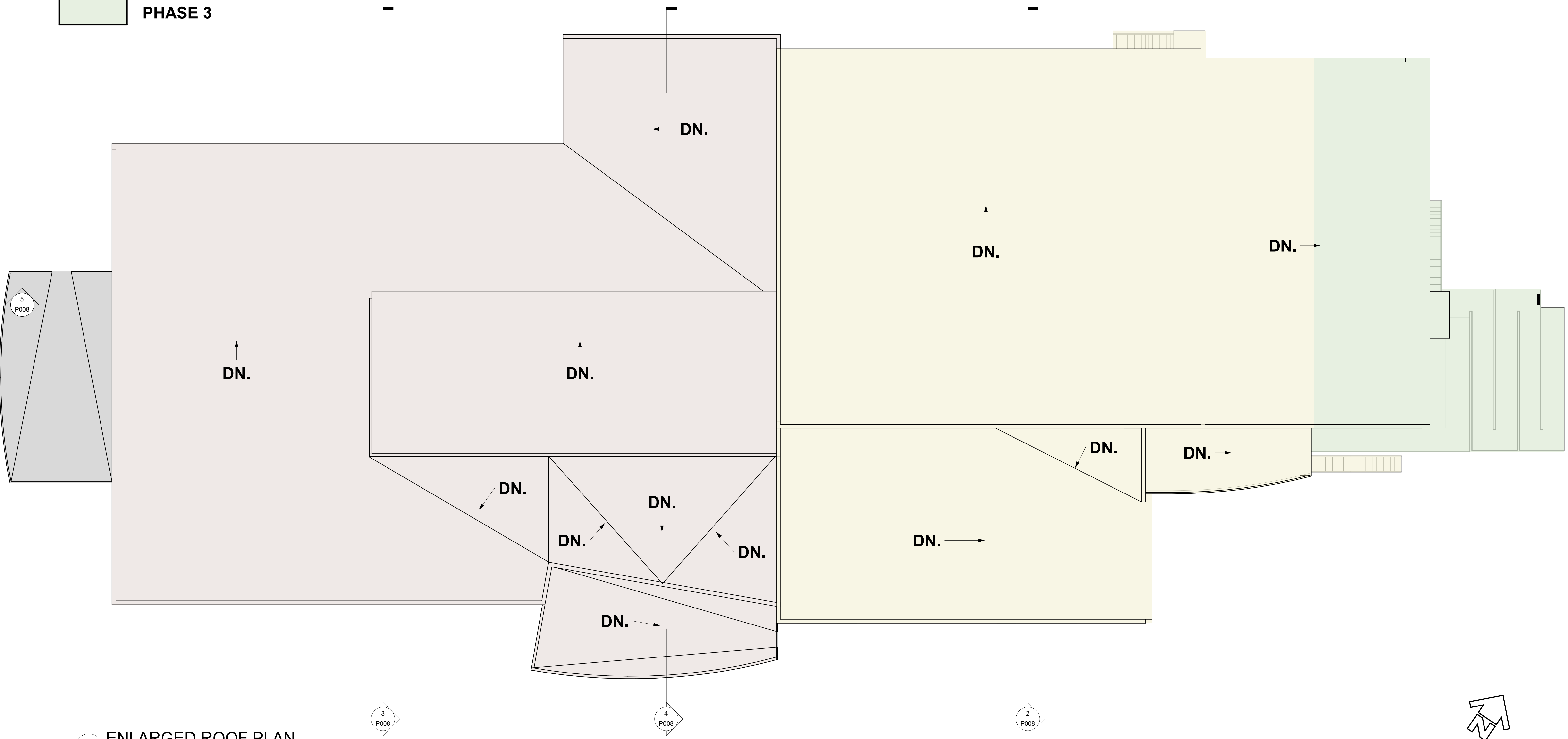
Burkhart Craft
ARCHITECTS

P003



PHASING LEGEND

-  PHASE 1
-  PHASE 2
-  PHASE 3



1 ENLARGED ROOF PLAN
[1/P007] Scale: 1" = 12'-0"



NORTH SLOPE BOROUGH
KAVEOLOK REPLACEMENT SCHOOL

0' 5' 10' 15'
02.15.23

Burkhart Craft
ARCHITECTS

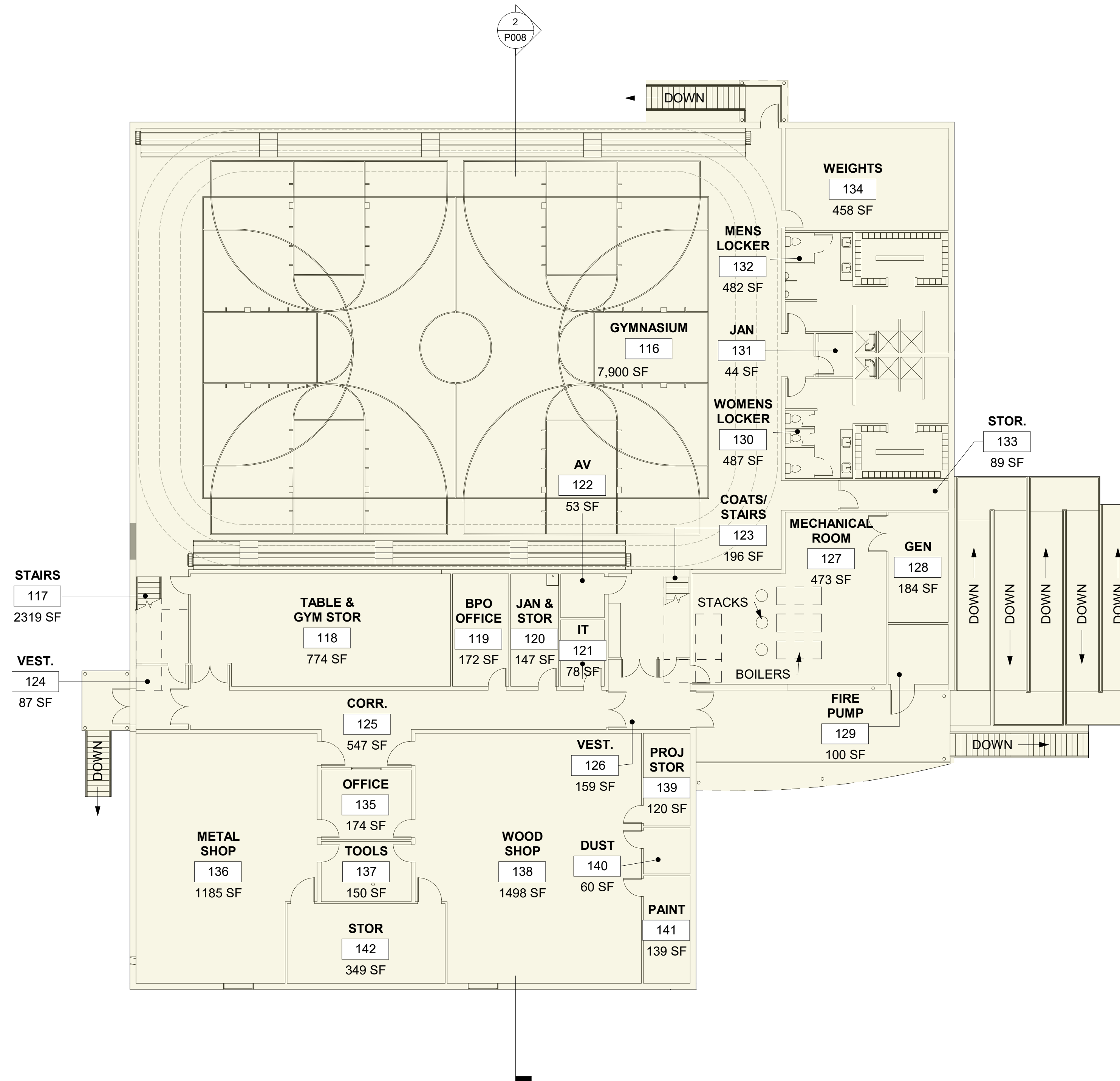
PHASING LEGEND

- PHASE 1
- PHASE 2
- PHASE 3


BLEACHER LEGEND

NORTH BLEACHERS = 189 OCCUPANTS
SOUTH BLEACHERS = 132 OCCUPANTS
TOTAL = 321 OCCUPANTS

PREVIOUS GYM = 258 OCCUPANTS



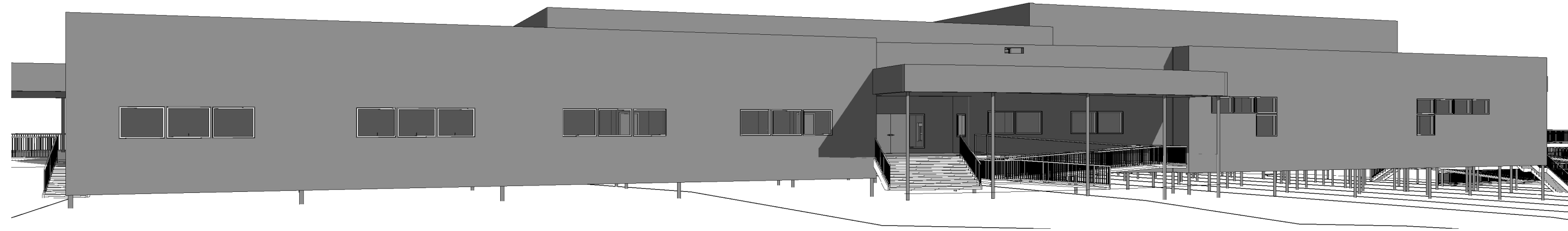
1 ENLARGED FIRST FLOOR PLAN - PHASE 1
 [1/P007] Scale: 1" = 12'-0"



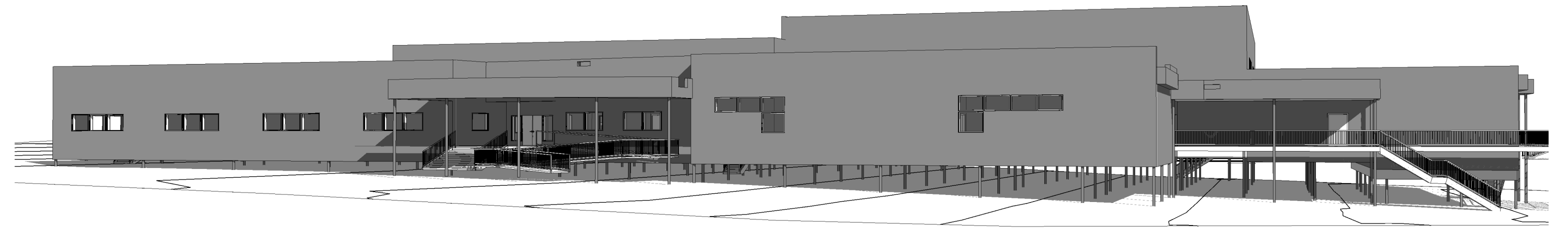
NORTH SLOPE BOROUGH
KAVEOLOK REPLACEMENT SCHOOL

0' 5' 10' 15'
 02.15.23

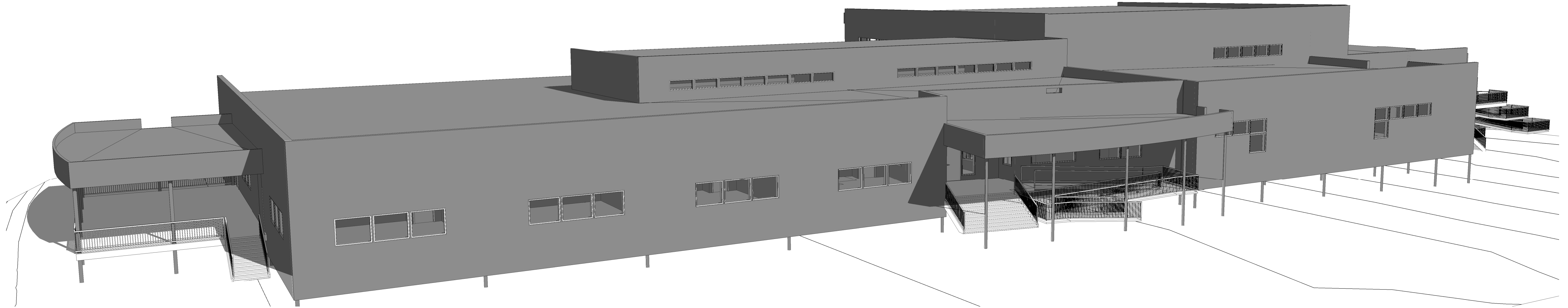
Burkhart Craft
 ARCHITECTS



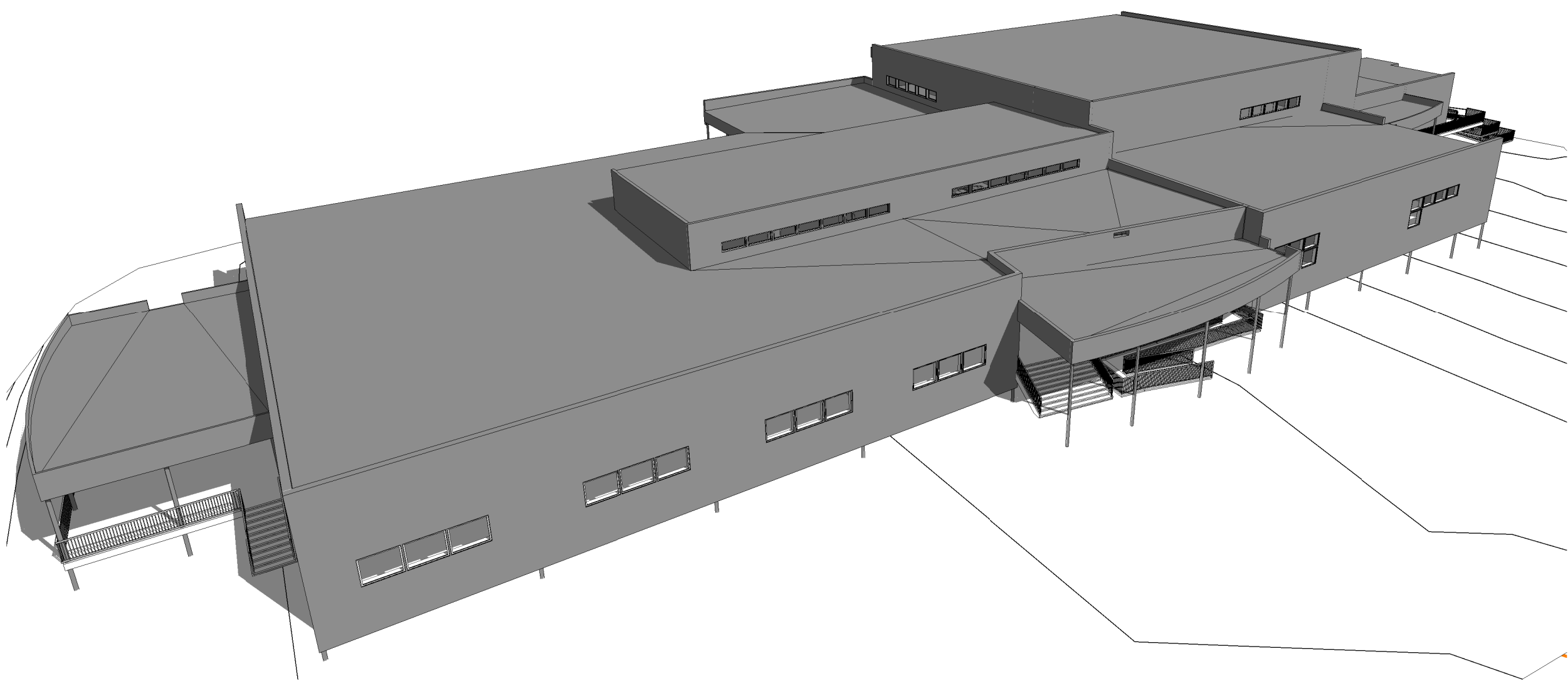
5 MAIN ENTRANCE - WEST
Not to Scale



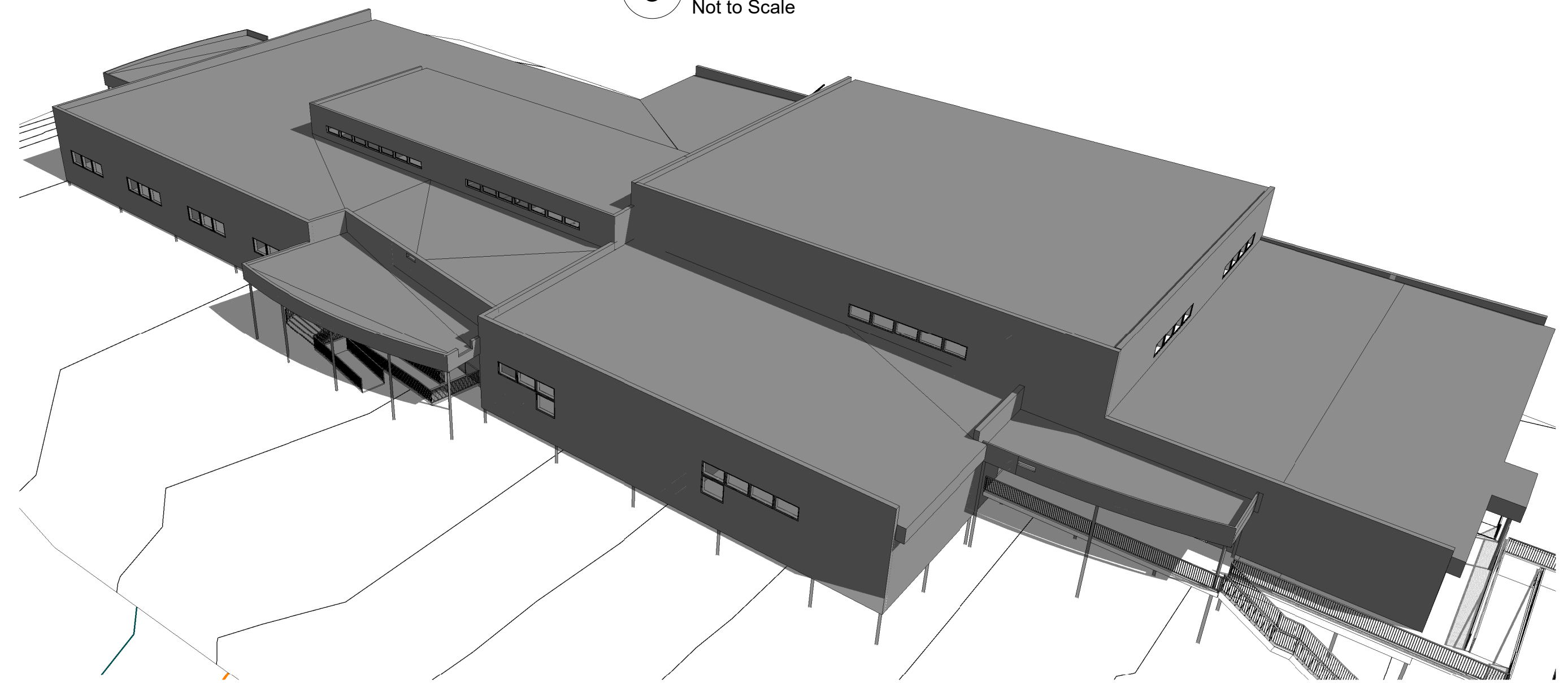
4 MAIN ENTRANCE - EAST
Not to Scale



3 MAIN ENTRANCE - OVERVIEW
Not to Scale

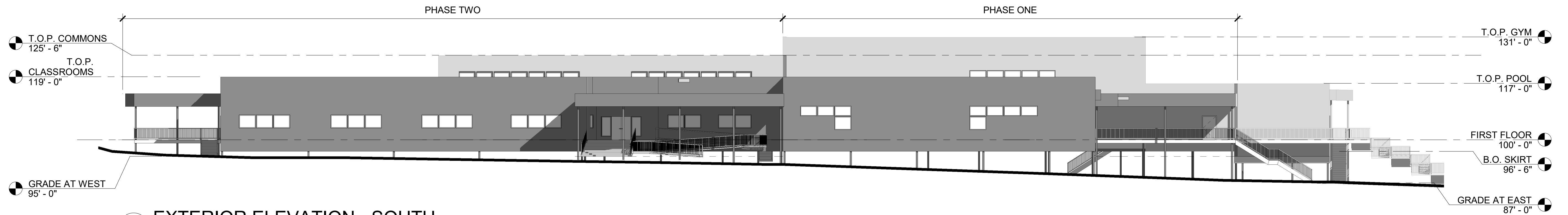


2 CLASSROOM WING AND MAIN ENTRANCE - OVERVIEW
Not to Scale

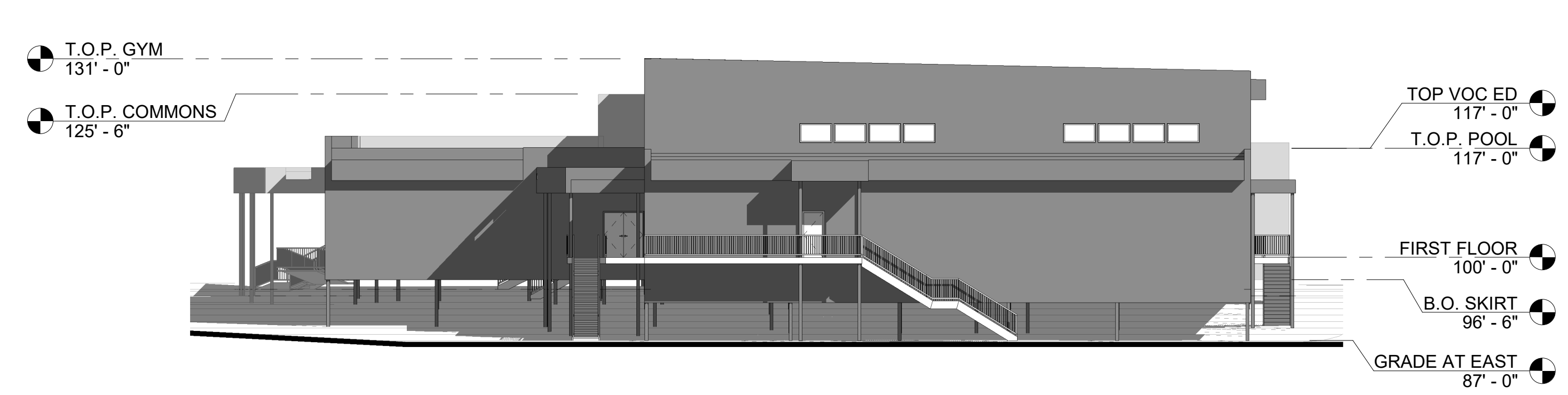


1 GYMNASIUM, VOC-ED AND POOL WING - OVERVIEW
Not to Scale





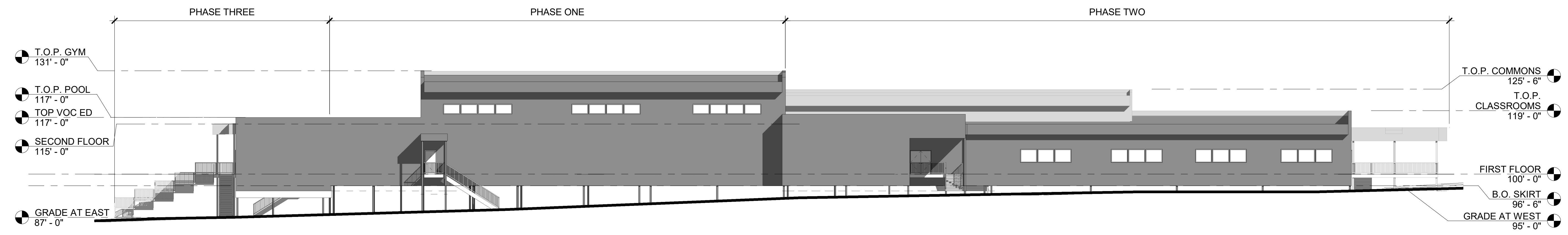
4 EXTERIOR ELEVATION - SOUTH
 [1/P002] Scale: 1/16" = 1'-0"



3 EXTERIOR ELEVATION - EAST
 [1/P002] Scale: 1/16" = 1'-0"

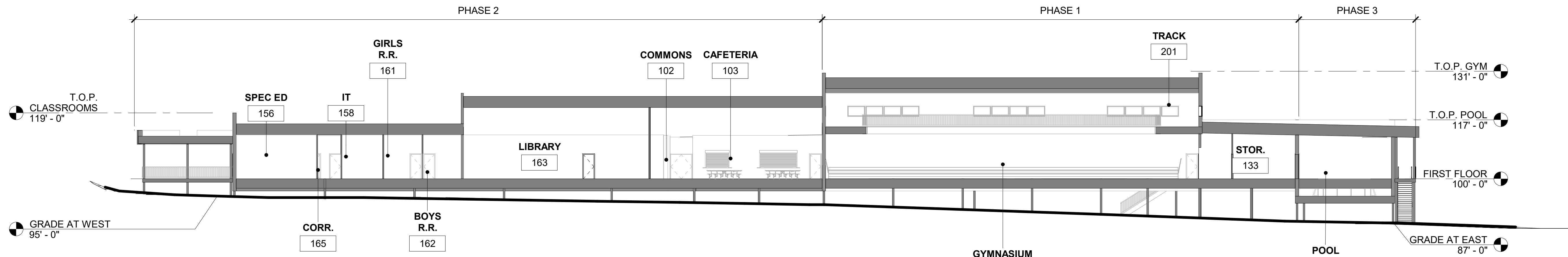


2 EXTERIOR ELEVATION - WEST
 [1/P002] Scale: 1/16" = 1'-0"

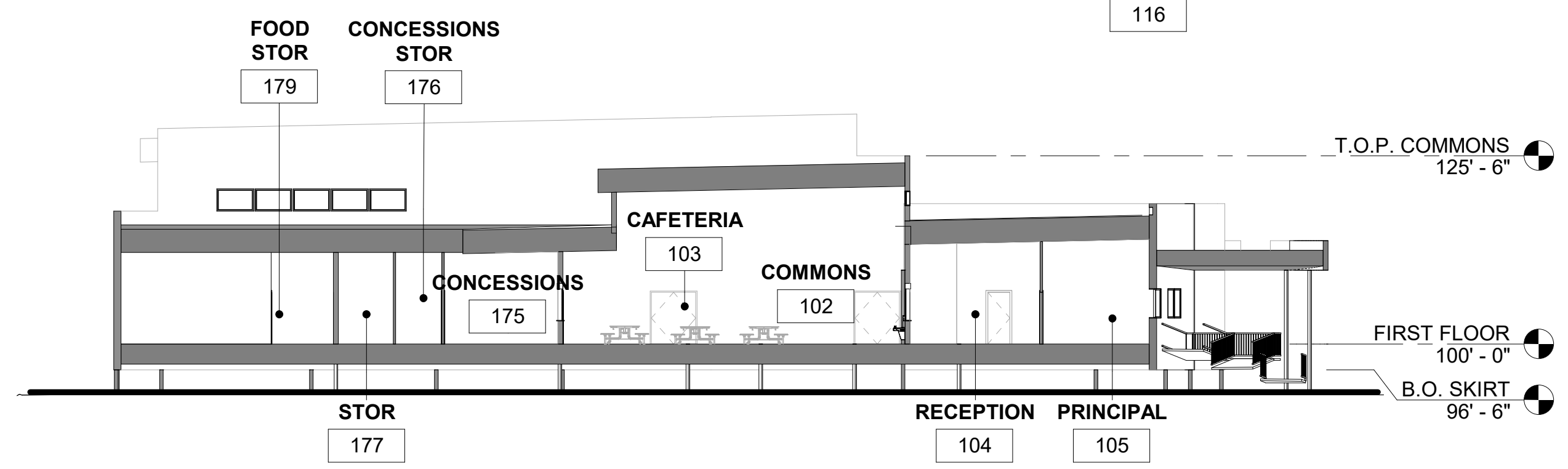


1 EXTERIOR ELEVATION - NORTH
 [1/P002] Scale: 1/16" = 1'-0"

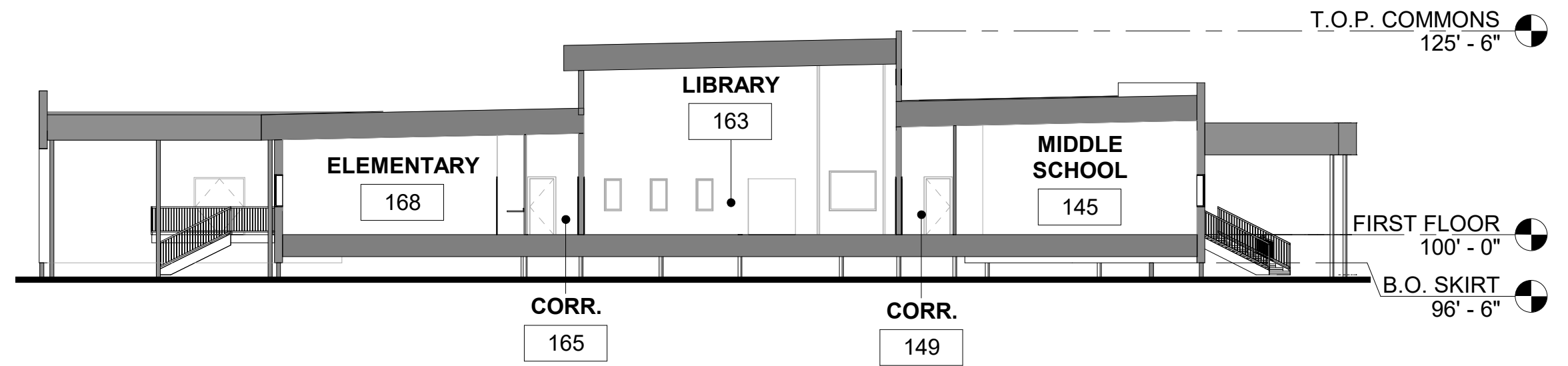




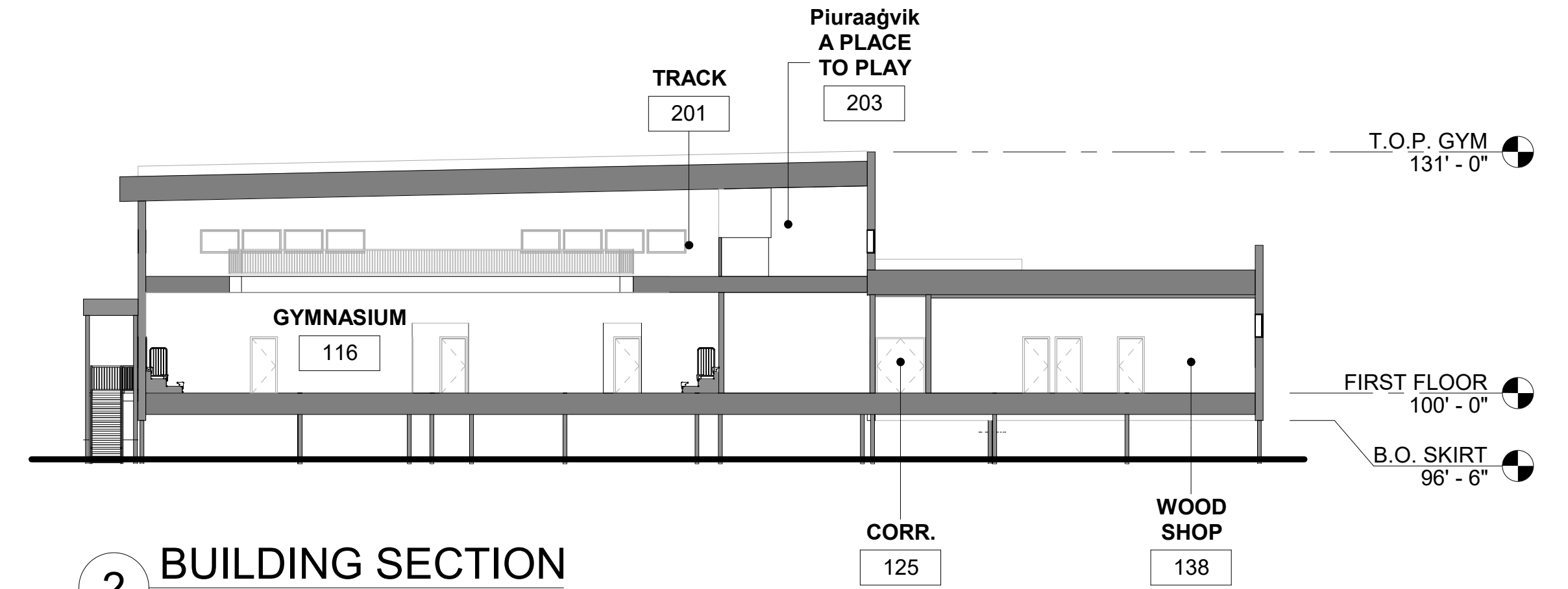
5 BUILDING SECTION
[1/A002] Scale: 1/16" = 1'-0"



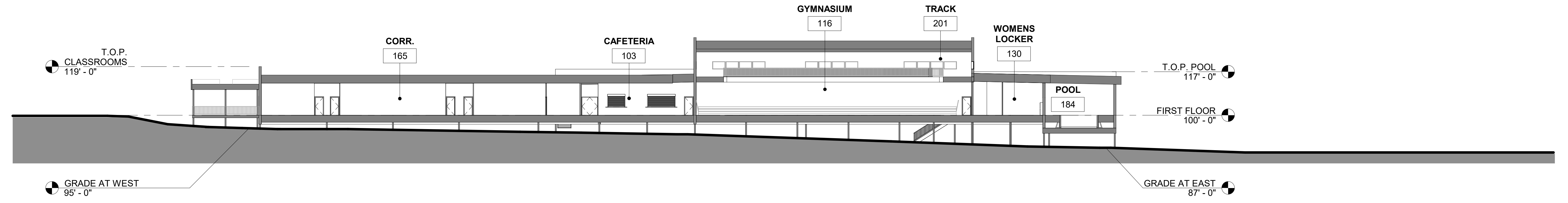
4 BUILDING SECTION
[1/A002] Scale: 1/16" = 1'-0"



3 BUILDING SECTION
[1/A002] Scale: 1/16" = 1'-0"



2 BUILDING SECTION
[1/A002] Scale: 1/16" = 1'-0"



1 SITE SECTION
[1/A002] Scale: 1" = 20'-0"



Next Steps


- **Site Cleanup & Grading**
 - Working with DEC to develop an approved plan for cleanup the entire site
 - Going out to bid this spring for a contractor
 - Work completed Summer 2023

- **Piling Procurement & Installation**
 - Borough Assembly approved purchase of piling for Phase 1 in Spring 2023
 - Shipped to the site Summer 2023
 - Installation Fall 2023 (as part of the Site Cleanup contract)

- **Design of Phase 1 (+ planning for Phase 2)**
 - Design team will work to complete the design of Phase 1
 - Bidding in late Fall/Winter
 - Construction in 2024-2025.

Previous Presentations For Reference

- **November 2, 2022 Community & SAC Presentation**
- **Summary of Community & School Input**
- **November 30, 2022 SAC Presentation**



Kaveolook School Replacement

Kaktovik, Alaska

MASTER PLAN OPTIONS COMMUNITY PRESENTATION

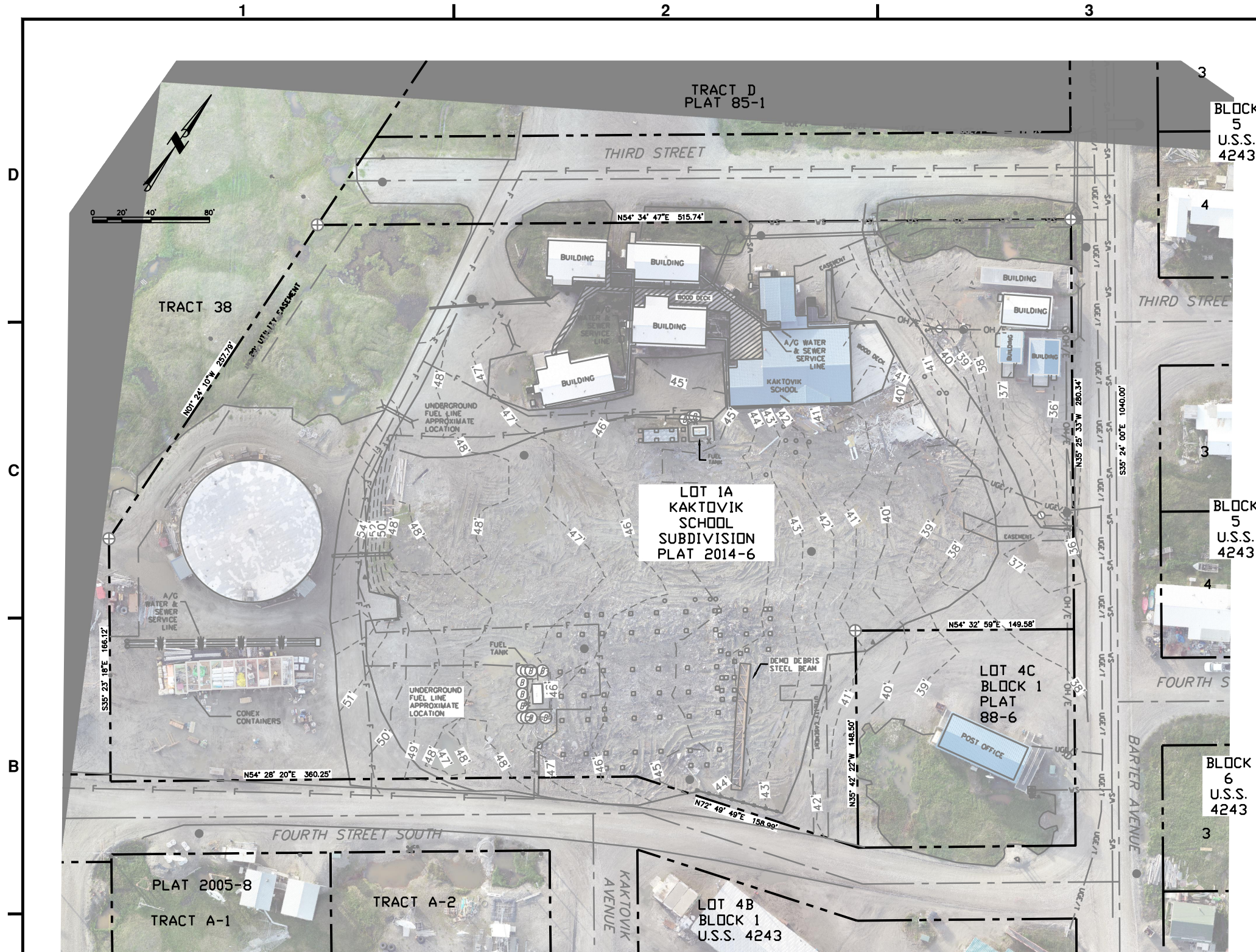
November 2, 2022

Joanna Croft, Burkhart Croft Architects
Steve Cropsey, North Slope Borough School District M&O
Eric Hernandez, North Slope Borough CIPM

Work Completed to Date

1. Site

- Civil Inspection
- Structural Inspection
- Site Survey
- Geotechnical Investigation
- Analysis of Debris
- Analysis of Site Spills/Contamination



CRW PROJECT NO. 74011.00 KAKTOVIK REPLACEMENT SCHOOL IMPROVEMENTS - TOPOBASE NOTES:

HORIZONTAL CONTROL STATEMENT

COORDINATE SYSTEM:
THIS PROJECT IS LOCATED IN ALASKA SPZ 2. AK 83 KAKTOVIK LDP WAS CREATED, A LOCAL SURFACE GRID COORDINATE SYSTEM DEVELOPED BY THE CRW ENGINEERING.

CRW HELD THE OPUS SOLUTION VALUES FOR CONTROL POINT 1.

CRW CP 1, A 5/8" REBAR, 30" LONG, WITH A 2" ALCAP, 0.1' BELOW GROUND. LOCATED AT THE WESTERLY END OF THIRD STREET, ON THE NORTHERLY SHOULDER OF GRAVEL ROAD.

VERTICAL CONTROL STATEMENT

DATUM IS GEOID 12B. VERTICAL CONTROL POINTS ARE:

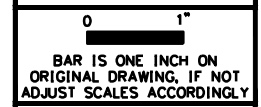
TBM 351, SPIKE IN A POWER POLE, LOCATED WESTERLY OF SCHOOL FACILITY HOUSING; ELEVATION = 49.369 FEET.

TBM 352, SPIKE IN A POWER POLE, LOCATED ALONG THE WESTERLY ROW OF BARTER AVENUE AND EAST OF SCHOOL; ELEVATION = 38.419 FEET.

TBM 353, SPIKE IN A POWER POLE, LOCATED ALONG THE WESTERLY ROW OF BARTER AVENUE AND EAST OF SCHOOL; ELEVATION = 40.575 FEET.

SURVEY NOTES:

1. THE FIELD SURVEY WAS PERFORMED BY CRW ENGINEERING GROUP LLC. FROM AUGUST 2, 2021 TO AUGUST 4, 2021. FIELD SURVEY INFORMATION FOR THIS PROJECT IS LOCATED IN CRW FIELD BOOKS NO. 220.
2. UNDERGROUND UTILITIES SHOWN ARE AS VISIBLE OR AS LOCATED BY SCHOOL MAINTENANCE AT THE TIME OF SURVEY (LOCATIONS ARE APPROXIMATE). OTHER UNDERGROUND UTILITIES MAY EXIST WITHIN THE PROJECT AREA.
3. THE PURPOSE OF THIS SURVEY IS TO PROVIDE SURVEY CONTROL, A DESIGN SURVEY BASEMAP AND ORIGINAL GROUND SURFACE OF THE OLD SCHOOL LOCATION. PREPARE ROW LINES BASED ON RECORD PLATS, LOCATE ALL MONUMENTS THAT COULD BE DISTURBED BY CONSTRUCTION, AND PREPARE A SURVEY CONTROL DRAWING (SCD) IN SUPPORT OF ENGINEERING DESIGN SERVICES.
4. THE ROW LINES, LEASE BOUNDARIES AND OTHER PROPERTY LINES AND INFORMATION SHOWN ARE FROM THE RECORD PLAT 2014-6.
5. THIS DRAWING HAS BEEN COMPILED FROM FIELD DATA COLLECTED BY CRW IN AUGUST OF 2021, AND FROM FIELD DATA COLLECTED BY UMIAQ IN NOVEMBER 2013 AND JULY 2014.



**KAKTOVIK SCHOOL SITE
KAKTOVIC, AK
SURVEYED AUGUST 2021
CRW ENGINEERING GROUP, LLC**

SYMBOLS LEGEND

- | | |
|---------------------------|--------------------------|
| HYDRANT | CULVERT |
| HYDRANT | BOLLARD |
| CLEANOUT | POST |
| MISC. WATER SERVICE VALVE | VSM |
| POWER POLE | RECOVERED ALCAP |
| POWER POLE | TEMPORARY BENCH MARK |
| POWER POLE W/LUMINAIRE | SET SURVEY CONTROL POINT |
| GUY WIRE | PHOTO CONTROL POINT |

LINETYPE LEGEND

- | | |
|------|-----------------------|
| --- | PARCEL |
| --- | CENTERLINE |
| --- | EASEMENT |
| OH/E | OVERHEAD ELECTRIC |
| UG/T | UNDERGROUND TELEPHONE |
| F | FUEL LINE |
| VS | WATER SERVICE LINE |
| --- | GUARD RAIL |
| --- | MAJOR CONTOUR |
| --- | MINOR CONTOUR |
| --- | EDGE OF GRAVEL |

MRK	DATE	DESCRIPTION	INITI





PLAN SET: **////**
 PROJ MGR: **////**
 PROJ ENG: **////**
 DRUMS ENG: **////**
 DRAWN BY: **////**

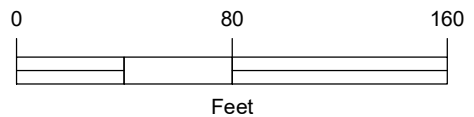
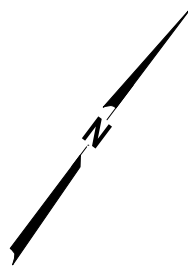
SHEET TITLE
 #####
 #####
 SHEET ##### OF #####

DRAWING LOG FILE: C:\ACADTEMP_CLEAN_ME_OF\TEMP\74011.00 KAKTOVIK SCHOOL SURVEY_2022-03-17_1229BB52.LOG
 ASSOCIATED SHEET SET: -----
 FILE SIZE: 1.62 MB
 LAST SAVED BY: BWATTS ON 3/18/2022 9:14:48 AM



LEGEND

-  Boring Location
-  Existing Pile
-  Intact Building Footprint
-  Previous Building Footprint



Kaveolook School Replacement
Data Report
Kaktovik, Alaska

**SITE PLAN AND APPROXIMATE
BORING LOCATIONS**

August 2022 109085-003

SHANNON & WILSON, INC.
GEOTECHNICAL AND ENVIRONMENTAL CONSULTANTS

Figure 2

Work Completed to Date

1. Site

- Civil Inspection
- Structural Inspection
- Site Survey
- Geotechnical Investigation
- Analysis of Debris
- Analysis of Site Spills/Contamination

2. Program

- Review of Original & Interim School Areas
- Meetings with Kaveolook Staff, North Slope Borough School District & North Slope Borough
- Development of Guiding Programming Document – **47,500 sf (approx.)**

PROGRAM SUMMARY

Approved 09-27-22

Basic Required Spaces	# of Rooms	Area each	Area Sub-Total	Remarks
1. Classrooms				
ECE & Kindergarten	1	850	850	Larger than Previous
Bathroom	1	60	60	
Elementary	3	750	2,250	Larger than Previous
Middle	1	750	750	Larger than Previous
High School	1	750	750	Similar to Previous
Science	1	850	850	Larger than Previous
Cultural/Inupiaq Classroom	1	800	800	Larger than Previous
Kitchen	1	100	100	
Small Group Area (SGA)	1	200	200	
Subtotal Classrooms	8		6,610	More than Previous
2. Specialty Classrooms SEE ABOVE				
3. Special Education				
Special Education	1	650	650	Larger than Previous
Toilet Room	1	50	50	
Subtotal Special Education	1		700	
4. Vocational Education				
Metal Shop	1	1,200	1,200	Similar to Previous
Wood Shop	1	1,500	1,500	Similar to Previous
Project Storage	1	120	120	Similar to Previous
Paint	1	125	125	Similar to Previous
Tools - Shared	1	100	100	Similar to Previous
Storage - Shared	1	350	350	Larger than Previous
Office - Shared	1	150	150	Smaller than Previous
Dust Bin	1	50	50	Same as Previous
Subtotal Vocational Education			3,595	
5. Library				
Library (incl Librarian desk)	1	2,000	2,000	Larger than Interim
Subtotal Library			2,000	
6. Physical Education				
Gymnasium	1	7,830	7,830	Similar to Previous
Gym Storage	1	550	550	Larger than Previous
Weight Room	1	825	825	Similar to Previous
Running Track	1	3,150	3,150	Similar to Previous
Women's Locker Room	1	404	404	Similar to Previous
Men's Locker Room	1	404	404	Similar to Previous
A/V	1	60	60	Similar to Previous
Coats (for Night Use)	1	110	110	Similar to Previous
Concessions	1	250	250	Similar to Previous
Concessions Storage	1	100	100	New addition
Natorium	1	1,792	1,792	Sim to Meade River
Pool Storage	1	215	215	Sim to Meade River
Subtotal Physical Education			15,690	

KAVEOLOK REPLACEMENT SCHOOL

Basic Required Spaces	# of Rooms	Area each	Area Sub-Total	Remarks
7. Administration				
Reception	1	250	250	Similar to Previous
Principal	1	200	200	Larger than Previous
Workroom	1	400	400	Similar to Previous
Home School Facilitator ("Conference Room")	1	150	150	Larger than Previous
Counselor(s)	1	150	150	Smaller than Previous
Records Storage	1	60	60	Larger than Previous
Subtotal Administration			1,210	
8. Food Service				
Kitchen	1	650	650	Larger than Previous
Food Storage - Freezer	1	400	400	Similar to Previous
Food Storage - Dry	1	600	600	Larger than Previous
Multi-Purpose Room/Cafeteria	1	1,000	1,000	
Subtotal Food Service			2,650	
Subtotal Building Program			32,455	
9. General Building Required Services				
Maintenance				
Maintenance Office	1	200	200	Similar to Previous
Lockers	1	50	50	Similar to Previous
Maintenance Support Area/Receiving	1	120	120	Similar to Previous
Maintenance Storage	1	800	800	Similar to Previous
Janitor	2	75	150	Similar to Previous
Janitorial Storage	1	200	200	Similar to Previous
Building Storage				
Storage	1	750	750	
Restrooms				
Boys Restroom	2	200	400	
Girls Restroom	2	200	400	
Mechanical/Electrical				
Mechanical Room	1	7%	2,272	
Electrical/IT				
Fan Room				
Sprinkler Pump & Riser				
Generator				
Circulation (Foyers, Corridors, Entry Vest)	1	15%	4,868	
Subtotal General Building Required Services			10,210	
Total School Area			42,665	
10 Grossing Factor	1	11%	4,693	
TOTAL AREA FOR SCHOOL			47,358	

NOTE: Total area approved was 46,817 sf, but added walk-in cooler/freezer

Work Completed to Date

1. Site

- Civil Inspection
- Structural Inspection
- Site Survey
- Geotechnical Investigation
- Analysis of Debris
- Analysis of Site Spills/Contamination

2. Program

- Review of Original & Interim School Areas
- Meetings with Kaveolook Staff, North Slope Borough School District & North Slope Borough
- Development of Guiding Programming Document – **47,500 sf (approx.)**

3. Project Phasing & Master Planning



- **Phase 1: 26,000 sf (approx.)**
 - Gymnasium – Gym, Storage, Weight Room, Lockers, Running Track
 - Vocational Education – Wood Shop, Metal Shop, Tools, Storage, Office
 - Mechanical & Maintenance – Boiler Room, Fan Room, Electrical/IT Room, BPO Office, Storage, Receiving, Janitor
- **Phase 2: 19,000 sf (approx.)**
 - Classrooms
 - Special Education
 - Library
 - Administration
 - Food Service & Concessions
- **Phase 3: 2,500 sf (approx.)**
 - Pool - Pool, Pool Storage, Pool Mechanical



FEATURES

- **Front Door:** West
- **Administration:** At front door for observation
- **Commons:** Centrally located to most main activities
- **Classrooms:** Located in single wing with two corridors for age separation. Special Education located at entry to academic wing.
- **Library & Cultural:** Centrally located to the south of the Commons. Easy access to both.
- **Gymnasium:** In the same location as before, Reusing piles.
- **Voc Ed:** To the northeast. Separate from academic areas. Acoustically isolated
- **Loading:** Single loading dock that serves food service and voc-ed.
- **Night Use:** Easy to lock off academic wing for use of gym, voc ed, and library.
- **Phasing:**
 - Phase 1 – Compact
 - Phase 3 - Easy addition of pool with shared locker facilities
- **Light & Views:** Classrooms have eastern & western exposure. Track has views to the east.
- **Building Massing:** Taller functions of the building block southern access.
- **Future Expansion:** No good option for expansion near classrooms. Could expand by Voc Ed and Pool.

FIRST FLOOR PLAN CONCEPT- EXISTING FOUNDATION





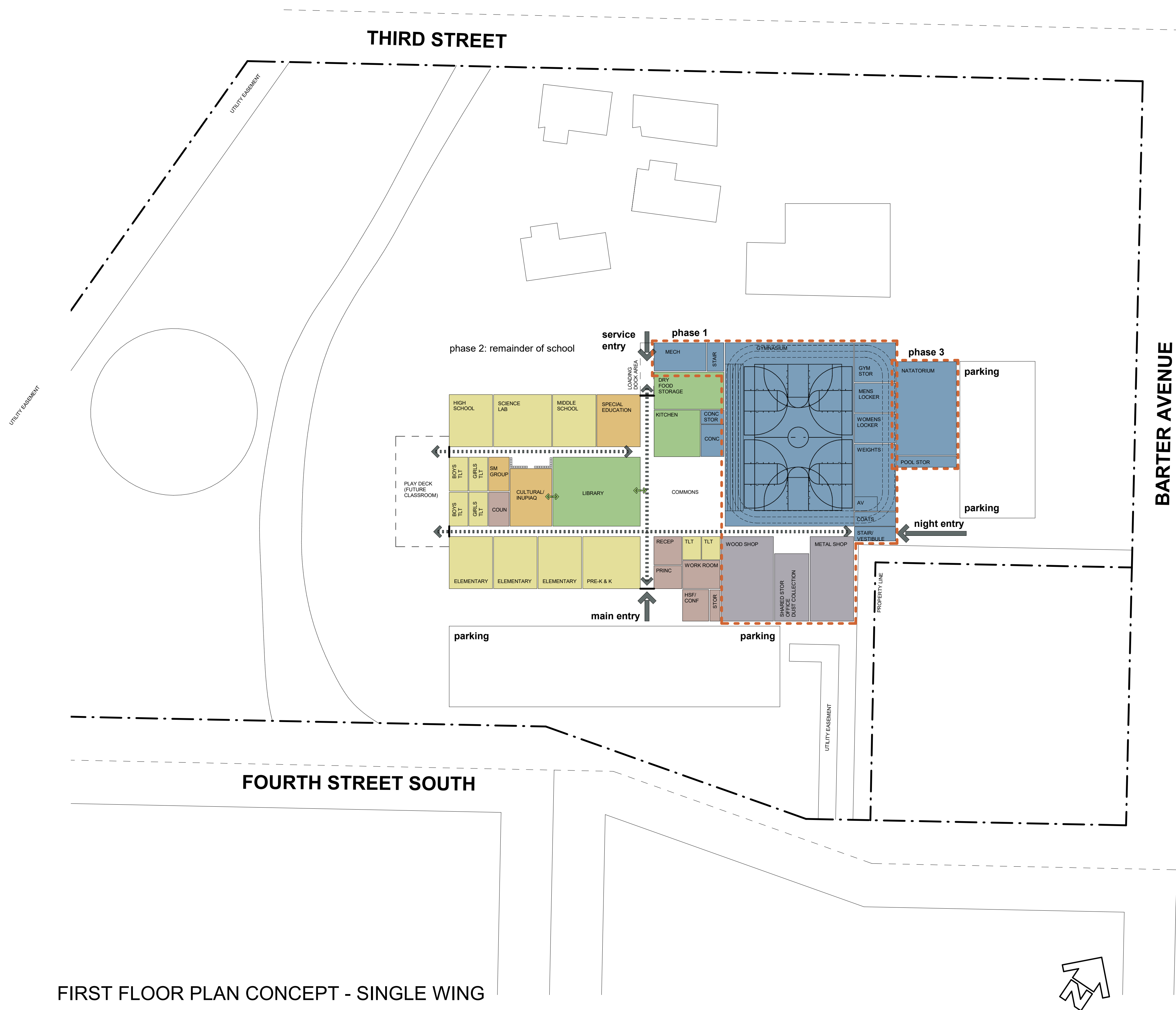
LEGEND

● SECURITY AND ACOUSTICAL SEPARATION

phase 3
DASHED LINE INDICATES TRACK ABOVE

FIRST FLOOR PLAN CONCEPT- EXISTING FOUNDATION - ENLARGED





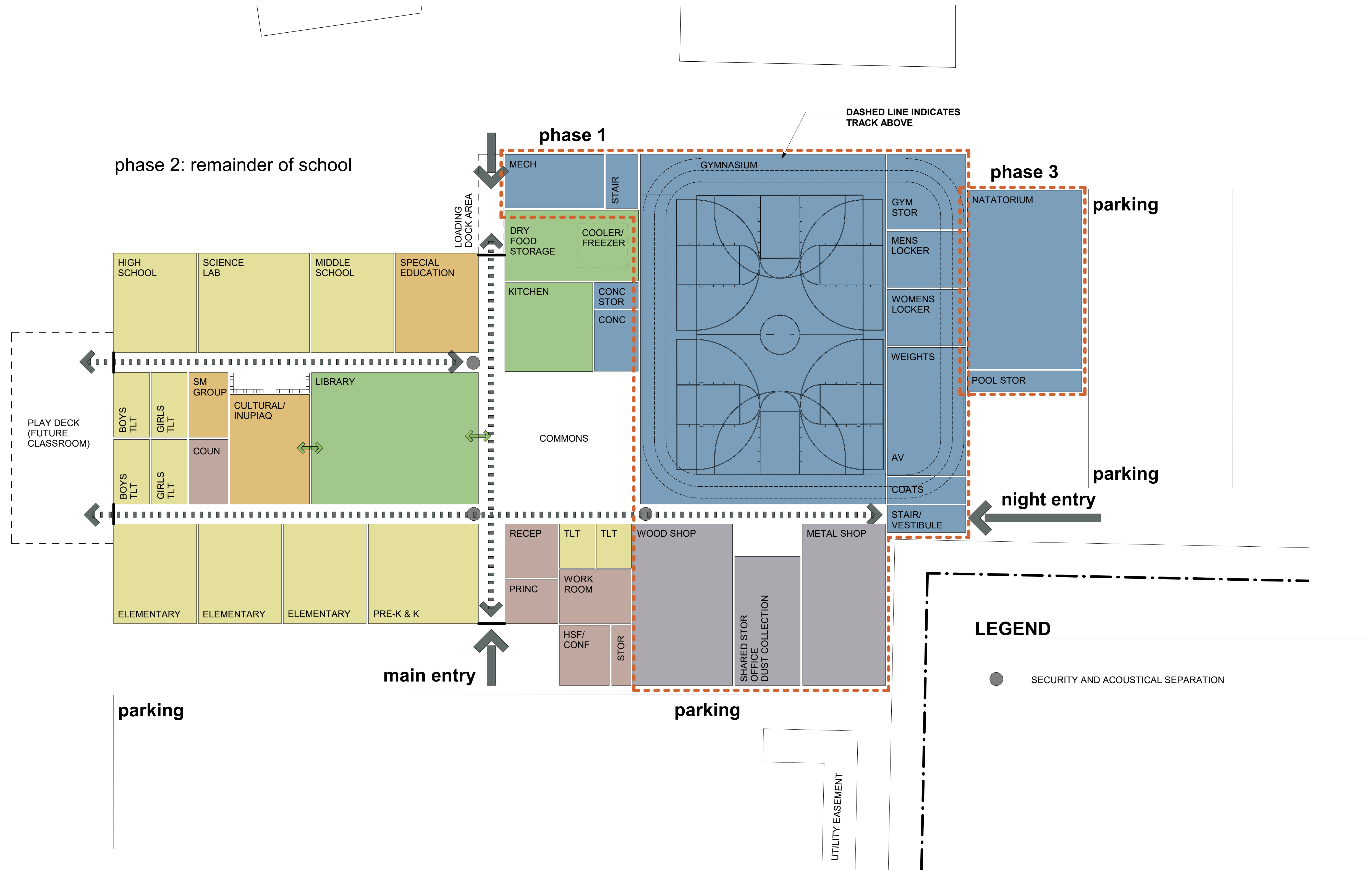
FEATURES

- **Front Door:** South
- **Administration:** At front door for observation
- **Commons:** Centrally located to most main activities
- **Classrooms:** Located in single wing with two corridors for age separation. Adjacent to Library & Cultural Classroom. Special Education at entry to academic wing.
- **Library & Cultural:** Centrally located. Need to go through one to get to the other from Commons.
- **Gymnasium:** To the northeast
- **Voc Ed:** To the southeast with good acoustical isolation.
- **Loading:** Two loading docks needed or move materials through school
- **Night Use:** Easy to lock off academic wing for use of gym, voc ed, and library
- **Phasing:**
 - Phase 1 – Compact
 - Phase 3 - Easy addition of pool with shared locker facilities
- **Light & Views:** Classrooms have southern or northern exposure. Track has views to the east.
- **Building Massing:** Shorter classrooms on both sides of Library. Taller elements to the east.
- **Future Expansion:** West of classroom wing. Use framing for playdeck until needed.


Possible Alternative: Swap Special Education and Cultural/Inupiaq

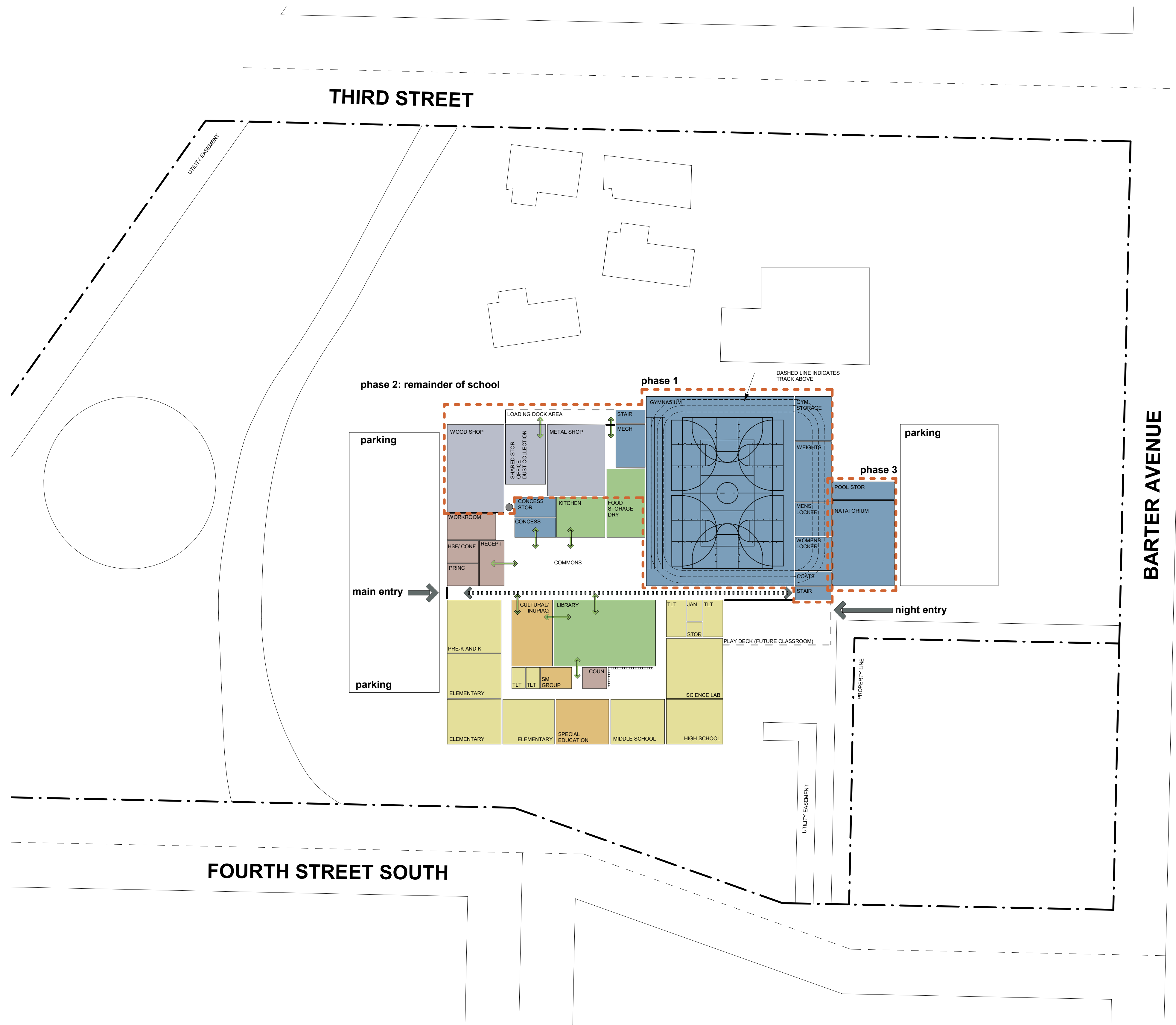
FIRST FLOOR PLAN CONCEPT - SINGLE WING





FIRST FLOOR PLAN CONCEPT - SINGLE WING - ENLARGED




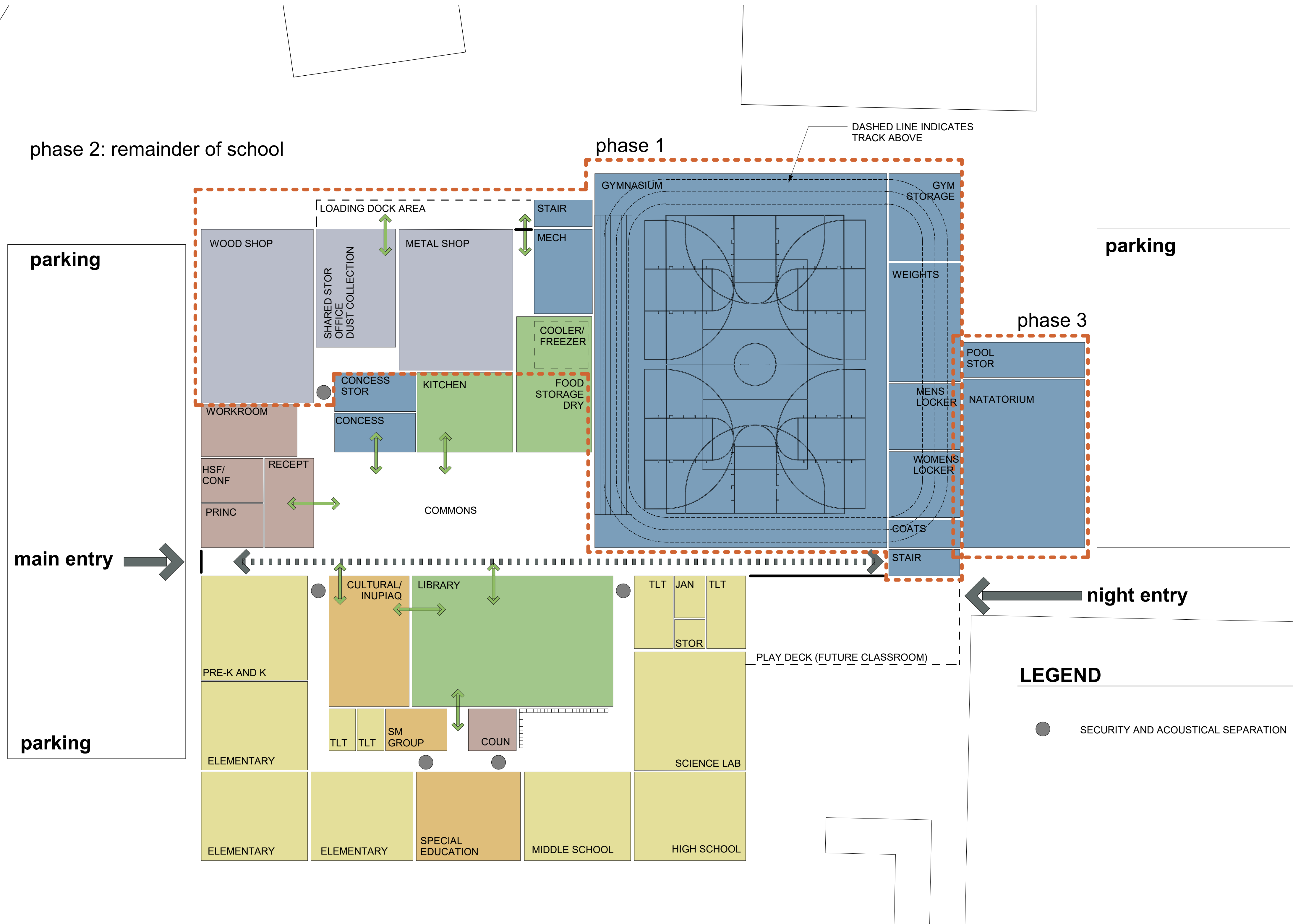


FEATURES


- **Front Door:** West
- **Administration:** At front door for observation
- **Commons:** Centrally located to all main activities, minimal hallways
- **Classrooms:** Located in a ring around the Library & Cultural Classroom. Special Education in the middle. Easy access to Special Ed, Counseling, and Small Group Area. Provide doors to have acoustical separation and some separation of ages.
- **Library & Cultural:** Centrally located off of the Commons, with easy access from classrooms
- **Gymnasium:** To the northeast
- **Voc Ed:** To the north. Easy access from center of school, with acoustical separation
- **Loading:** Single loading dock that serves Voc Ed & Kitchen
- **Night Use:** Easy to lock off academic wing for gym, voc ed, and library
- **Phasing:**
 - Phase 1 – A portion of the kitchen would need to be built
 - Phase 3 - Easy addition of pool with shared locker facilities
- **Light & Views:** Classrooms have southern exposure. Track has views to the east.
- **Building Massing:** Shorter classrooms around Library. Taller elements to the north.
- **Future Expansion:** South of gym, east of classrooms. Use framing for playdeck until needed.

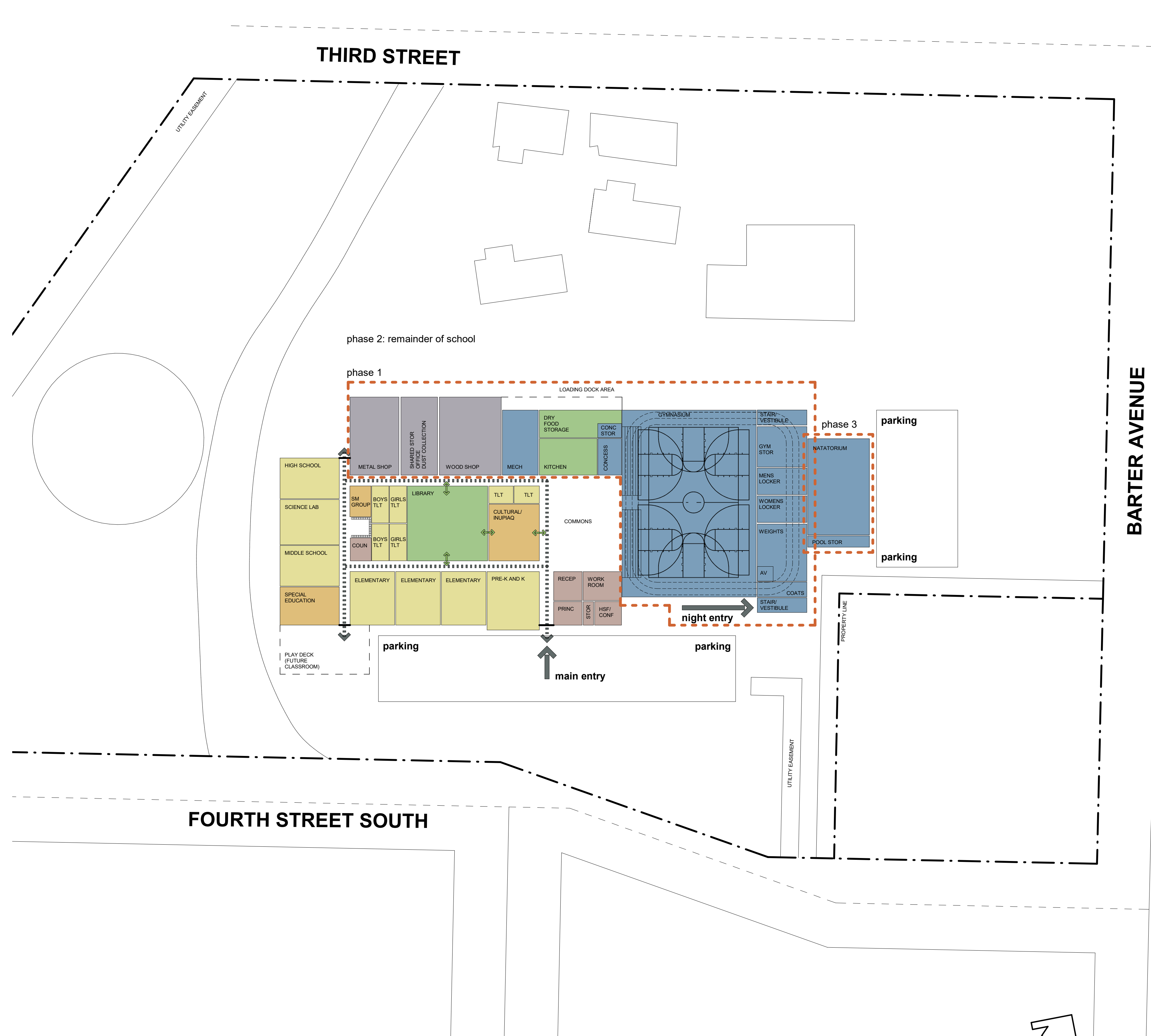
FIRST FLOOR PLAN CONCEPT - RING WING





FIRST FLOOR PLAN CONCEPT - RING WING - ENLARGED





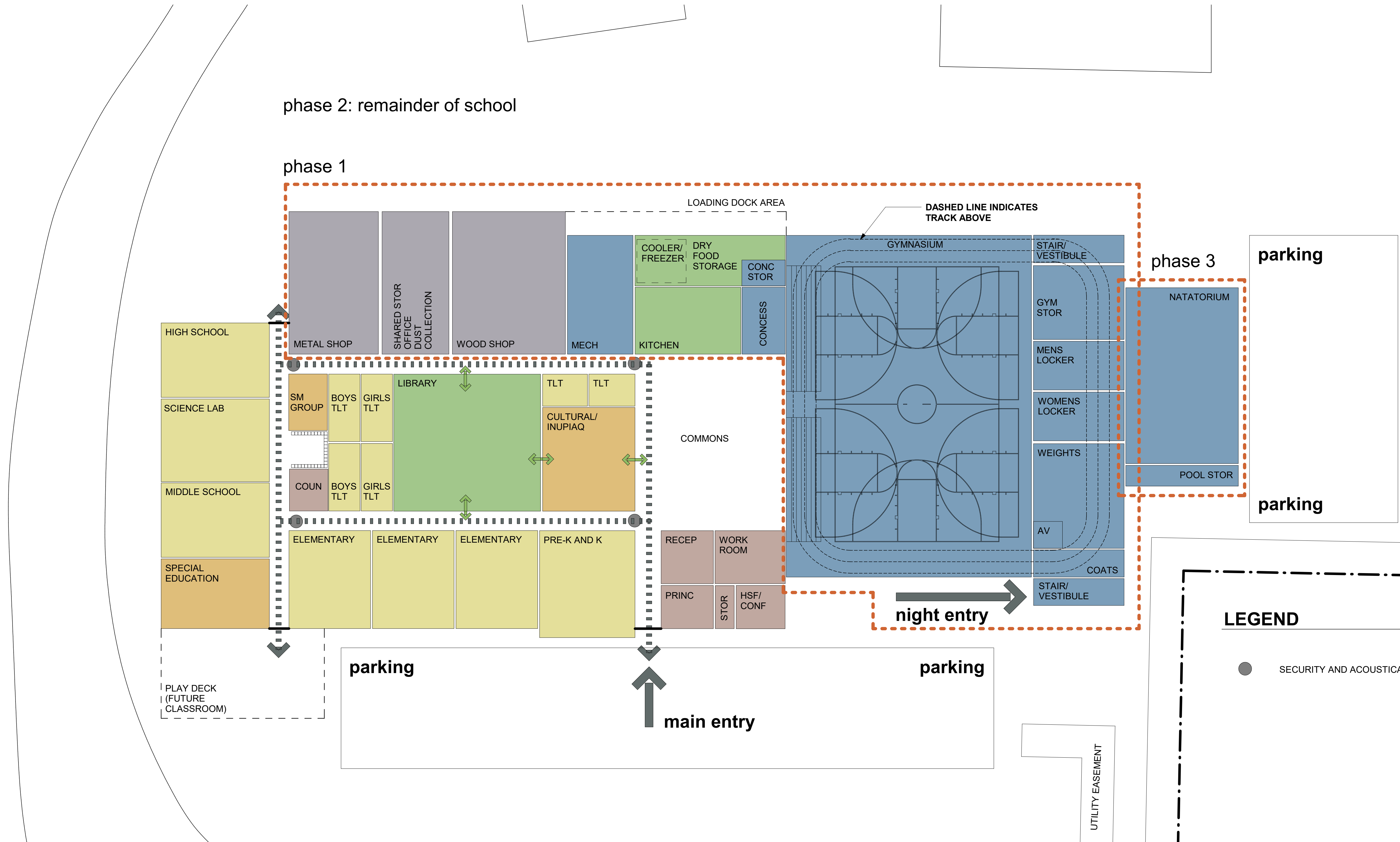
KEY FEATURES

- **Front Door:** South
- **Administration:** At front door for observation
- **Commons:** Centrally located to most activities
- **Classrooms:** Located in two hallways with Special Education between them. Adjacent to Library & Cultural Classroom. Secondary classrooms farther away and more difficult to supervise.
- **Library & Cultural:** Centrally located. Need to go through one to get to the other from commons.
- **Gymnasium:** To the northeast
- **Voc Ed:** To the north as part of the academic area. Not good acoustical separation.
- **Loading:** Single loading dock.
- **Night Use:** Easy to lock off academic wing for gym or library use but difficult separation for night use of Voc Ed.
- **Phasing:**
 - Phase 1 – All of kitchen would need to be built
 - Phase 3 - Easy addition of pool with shared locker facilities
- **Light & Views:** Classrooms have southern or western exposure. Track has views to the east.
- **Building Massing:** Shorter classrooms on two sides of Library. Taller elements to the east and north.
- **Future Expansion:** South of academic area. Use framing for playdeck until needed.

Possible Alternative: Shift entire building to the northeast.

FIRST FLOOR PLAN CONCEPT - TWO WINGS





LEGEND

- SECURITY AND ACOUSTICAL SEPARATION

FIRST FLOOR PLAN CONCEPT - TWO WINGS - ENLARGED



Next Steps

Site Clean Up: Planning & Execution

Master Planning:

Development of design based on feedback
Second Community Meeting

Phase 1 Design

THANK YOU!

HAROLD KAVEOLOOK REPLACEMENT SCHOOL
Kaktovik, Alaska
North Slope Borough &
North Slope Borough School District
November 30, 2022



BCA Project# 2020

Summary of Community & School Input

Meeting Date: November 2, 2022

Subject: Comments received during and after SAC & Community Meetings

Participants: NSB CIPM: Eric Hernandez (Note taker for SAC and Community Meetings)
NSBSD: John Riddle, Randy Linderbaum
Design Team: Joanna Croft

On November 2, 2022, an afternoon presentation was made by to the Kaveolook SAC and an evening presentation made to the Community of Kaktovik. Topics included work completed to date on the (1) Site, (2) Programming, and (3) Project Phasing & Master Planning. Much of the discussion was about the four Master Plan alternative designs. Large copies of these alternative designs were hung up in the cafeteria for more detailed viewing and written comment. A copy of the presentation, including these Master Plan alternatives, is attached.

This document is a record of the comments received: (1) in person during the SAC Meeting, (2) in person during the Community Meeting, (3) in writing on the Master Plan alternatives, and (4) in writing by e-mail from the Kaveolook staff.

1. SAC Meeting Comments

a. General Comments

- i. "Stall" for school bus/bus barn...(may want to look at previous designs if any)
– Noreen
- ii. Extra Classrooms, Inupiat class involves a lot of activities such as cutting up game, cooking and cleaning, concerns if room will be equipped for all of these. - Marie and others
- iii. Questions on having a trophy case display...discussed different types of trophy layouts including above student lockers
- iv. Seating areas in the commons, bench style, everyone seems to like this setup similar to previous designs

b. Concept 1: Existing Piles

- i. Concerns: 5-6' drifts on the westside near tank

c. Concept 2: One Wing

- i. Entry good spot for less snow drifting, concerns about snow on the roof, lots of snow buildup M&O having to climb on top often to remove snow

- ii. Gym bleachers on both sides to accommodate big crowds such as when they host Regional Sports/tournaments – George
- iii. Noreen mentioned even if could even split the bleachers sizes to accommodate on both sides.
- iv. Concern from Alicia for all piping to be enclosed to prevent freezeups in the winter
- v. Concerns about having a new emergency generator
- d. Concept 3: Ring Wing**
 - i. No questions during meeting
- e. Concept 4: Two Wing**
 - i. More concerns about having a school bus stall for large-medium school bus
 - ii. Q: Common area similar size to old short gym style?
 - iii. Request/Concern: more windows on the track upstairs, Northside? on two sides at least (concerns shared by majority of members)
 - iv. Night gym entry is good
 - v. SAC requests if could be more involved in decision making when comes to color scheme etc. similar to how the new gym addition involved their input.
 - vi. Concern from Tori that doesn't see in the concepts is "Grand Opening Welcoming Entrance" similar to what they had before when entering the main entrance.

2. Community Meeting Comments

- a. General Comments**
 - i. Q: Why can't level the fill? Answered
 - ii. Q: Why do you need airflow under the building? Answered
 - iii. Q: Why didn't take any new borings for the new gym? Sufficient Data met
 - iv. Concern from Tori's mom that they were still seeing fuel contamination (very concerned about contaminants) explained working with DEC on this and have a plan for action
- b. Concept 1: Existing Piles**
 - i. Pool will be on the outside? Have pool in the middle with vapor wall walled in for more protection; Concerns on East winds having pool on the eastside. down to -95 windchill at times
 - ii. Entrance location concerns on westside. Too much snow drifts at this main entrance voiced by many
- c. Concept 2: One Wing**
 - i. Windows on more sides of the court concern made again
 - ii. Q: Where's the mechanical room? Why is it so small for the whole building? Why can't you put the mechanical room in the interior of the building...help prevent freezeups - Elder in the community

d. Concept 3: Ring Wing

- i. Q: There were concerns about getting everything replaced just like the old school, questions on if will be getting a second gym similar to previous school.
- ii. Q: Where are you going to put the FDC Fire Connections? "Would be nice to have a separate line" help prevent from freeze-ups like when the fire happened.
- iii. Concern: Having two gyms was a big plus to have two separate areas. One for younger kids and the older kids in the bigger one. Many voiced this concern during the presentation.
- iv. Concerns on losing 10k square feet from previous school, was mentioned by George
- v. Also brought up the Grand Welcoming Entrance like the old version; more discussions were heard during this; "Welcome to Harold Kaveolook School" entrance
- vi. Another concern on trophy case displays
- vii. Concern: Pool Phase III, can we change to Phase II? to relocate on the inside, make wet wall, make sure protected against East Winds.
- viii. Q: Have these concepts been relayed to the Teachers about their new school? John Riddle mentioned he would hold an assembly and talk to the students about the process for this and will get teachers input on it.
- ix. Tori's mom: Concerns for feeling like these designs are tight compared to the open feeling they had with their old school.
- x. More concerns on grand entrance and feeling welcomed
- xi. Concern about having FDC Fire Department connections inside and heated. Many came up to me to voice this connection was important.

3. Comments Written on Drawings

a. General Comments

- i. "Bring back small gym also if available"
- ii. Waste heat is coming from the west, above ground

b. Concept 1: Existing Piles

- i. Swap Admin and Cultural for entry off of 4th Avenue (Melanie)
- ii. "Do not like how future class is supposed to be built near housing. Seems too close & wrong place to add on." (Mirabelle Blossom)
- iii. "Seems choppy & not good flow" (Mirabelle Blossom)

c. Concept 2: One Wing

- i. "Swap Inupiaq and SpEd" (Tori)
- ii. "<3 entry off 4th Street" (Tori + Jonathan + Philip)
- iii. "A bit choppy b/w elementary and MS/HS classes" (Mirabelle Blossom)

d. Concept 3: Ring Wing

- i. "I like the flow b/c classes w/ Inupiaq class and library at center" (Mirabelle Blossom)
- ii. "I like this and how special Ed class is central as well." (Mirabelle Blossom)
- iii. "I like the flow b/w classes" (Mirabelle Blossom)
- iv. "Maybe my favorite plan 😊" (Mirabelle Blossom)
- v. "Must move entry b/c waste heat will come in main entry" (no name)
- vi. "This is my first choice...as far as classroom - not sure about position of kitchen & mechanical- would like sinks in elementary classrooms." (Elise Barrett)

e. Concept 4: Two Wing

- i. "Maybe rather than Commons to have a play-room/mini-gym for younger pre-K – 5th graders w/hoops, places for scooters, indoor swings, and climbing wall. Not a full gym, but playroom essential for when gets cold" (Mirabelle Blossom)
- ii. "Should little kid playroom be next to gym for monitoring during gym nights" (I don't know) Kids usually have evenings to play in gym (hence importance of 2 difference spaces) 6-9 pm gym night" (Mirabelle Blossom?)
- iii. "I love how Inupiaq class & library are at center BUT not good to have all classrooms near each other b/c of noise levels" (Mirabelle Blossom)
- iv. "Is there a way for a shared bathroom specifically for smaller children between ECE/KG class & 1st/2nd class. ECE (early childhood) can't use full-sized bathroom and ECE must have bathroom inside classroom. Even if just one toilet with entry access from each class on either side." (Mirabelle Blossom)
- v. "We need a separate cafeteria" (Amanda)
- vi. "Bigger secretary office" (Amanda)
- vii. "Indoor playground" (Amanda)
- viii. "Windows all around the gym" (Amanda)
- ix. "Not good to have wood shop next to library" (no name)
- x. Will there be space for CTE small engines room that could be close to other CTE classrooms? (RM)

4. Comments from Teachers by E-mail

a. Middle School/High School Teacher (Jonathan Rodriguez):

- i. "I think having an elementary and high school/middle school wing, would help facilitate learning and transitions. Also, I think its better to just have the two groups separate, just because of personalities and identity at those ages."
- ii. "I think that a lab separate from the classroom would be a neat idea for the Science room. Other than that, I don't have much to say or request"

- b. **Middle School/High School Teacher – English Language & Social Studies (Carey Halnier):** “As the middle school and high school teacher in our school, I think separate hallways are very important for older and younger students.”
- c. **Grade level?? (Jonathan Woldeit):** “Thermostats in the classrooms are nice. Bookshelves or cubby holes built in to the walls would be nice. More windows, also.”
- d. **Fourth-Fifth Grade Teacher (Rose Morris):** “I think it is best to separate the younger students from the older ones with different hallways and spaces”
- e. **Second-Third Grade Teacher (Elise Barrett):**
 - i. “I think separate hallways and locker areas are important for the school. Older students need to have their own space, time to get to lockers between classes, etc. Younger students hopefully will have classrooms large enough for cloakrooms, or cubby space and lots of hooks and boot room within the classroom. And sinks in the classroom for brushing teeth, and drinks of water. ECE and probably Kindergarten should have bathrooms in their classrooms. First grade could go either way, in-room or close by in the hallway. By second grade bathrooms can be in the hallway. Library and Inupiaq rooms should be central to the school—this indicates the importance we place on literacy and language. If possible, the library should have an outside door close to the main library entrance or perhaps a separate outside entrance to the library for when the library is open to the community—school nights and on weekends. This entrance should be away from the rest of the school.”
 - ii. I put notes on my favorite plan...the second from the door. (*Note: This was the Ring Wing Scheme*) The biggest thing I’d like to see is a sink in the classroom with a water fountain spout for drinking. Then, lots of storage and shelving.”
- f. **ECE Teacher (Mirabelle Blossom):**
 - i. “I would say that not having a gym negatively impacts students in that they do not have a place for playtime during the school day which can affect their attention and after school I have heard that students have turned to graffiti, vandalism and vaping likely b/c there is nothing else for them to do (this is what I was told, not what I’ve observed). The small play area the students do have is somewhat dangerous as there are poles everywhere and they have and can easily run into them, not to mention they really can’t throw balls or practice b/c of the damage that might occur. Not having a school means that sometimes we are more prone to losing plumbing which can mean school has to be cancelled as students can’t always use the bathroom during the cold months. There is little storage and classrooms do not have basic sinks in

them which is essential for student's brushing their teeth and getting water. Life is just a bit more complicated, that is all."

- ii. "ECE/Pre-K class: Adequate area to hang coats, store boots and also have a supply of clothes for if they have potty accidents in their cubbies. These cubbies I believe are usually in the classroom. Perhaps they will be built in or purchased separately, I don't know. I was told the ECE class has a separate bathroom. If this is just one toilet it would be nice if there could be a separate cabinet in there maybe up high and low where extra underwear, shirts, pants and socks can be stored (I am not referring to a cabinet under the sink they use). It would also be good to have a sink w/ it's own mini water fountain outside of the bathroom as well (meaning in addition to the sink in the bathroom) for brushing teeth and washing hands. There should be cabinets around that sink for storage of supplies etc. Perhaps a teacher's desk/counter area against the wall/facing it w/ cabinets above and below for storing supplies and room for a teacher chair to slide under for work space (not an actual desk but one that could function as one w/o taking up space). Different size drawers, some long and thin, others w/ the ability to store files would be important as there might not be room for a filing cabinet. There should be ample room to put things and where furniture can be added to create spaces and centers in the classroom. I have a mini-walk in closet in my classroom that also has some utility or some things in it. That's helpful for storage but I don't want one built that will detract from the space in the class as really the cabinets I have in there I only put in there b/c there wasn't enough room in my classroom for it. Maybe if carpentry could be fun and themed like an animal or ladybugs or something rather than basic geometric shapes. I know that we need storage spaces though outside of class for unused materials and extracurricular/afterschool items like robotics etc. "
- iii. "As for the general school feel I find FLOW to be very important. Two of the designs flowed well, the other 2 were choppy. I liked the library and Inupiaq room at the CENTER w/ the ability to walk around it from ALL sides. When a hall leads to nowhere and begins and ends that feels choppy to me. At the same time, you don't want the classrooms all bunched together. Like maybe have middle school/high school on one side w/ the ability to reach it from anyway around the library and then the elementary on the other. The head of maintenance, Randy, mentioned the importance of the shop room NOT being close to the classrooms or near the library, I hadn't thought of that. I think that having a smaller playroom for ECE/elementary would be a good compromise for the community and better than a commons. It's winter much of the year here. Even when it's not it's so muddy outside it's obnoxious b/c of the melting snow so you need to consider an area for kids to play that is

NOT outside. Even during the summer they would likely use the gym and the playroom. It's important to have an elementary playroom, perhaps w/ a climbing wall, one basketball hoop (not a real court), a place for an indoor slide (I have one in my room), some play mats so they can romp around on, and then hard floor for scooters and jump rope. Just a safe place to play while the big kids are somewhere else, or where they can be watched when their family wants to watch a game and the little kids don't want to be there. Commons sounds nice but in reality it won't be used as much as a playroom. It will just be an empty space to look nice and then the kids will lack that area in a part of the world where winter is a year round season nearly. Not to mention you can't throw the balls in the commons because they might hit a sprinkler or break something. Kids need a playroom. "

- iv. "Also to make sure that the Internet server room is isolated and not a walk through room leading to somewhere mainstream like the copy or maintenance room because district does not like teachers walking through the internet server room. Unfortunately, however in our current school this is a needed walkway to the copy room. However, in the new school the internet/server room needs to be a separate room (NOT a walk through room). I say this b/c it's a requirement I was told by district office last year."

g. Home School Facilitator (Marie Kaveolook):

- i. "OK!! SPACE FOR TROPHIES, COMMONS AREA FOR TEENS, WITH WIRELESS CHAIRS SOFAS, TABLES 😊 PLACE FOR PAINTING OF HAROLD S. KAVEOLOOK SR. JUST PLEASE GET OUR SCHOOL BUILT!! THIS TECHNICAL THINGS KEEPING THINGS HELD BACK LADY!!!! SORRY.....ELDER HERE!!"
- ii. "We need to have those charging stations in the lounge areas."
- iii. "I forgot to say I wish I had a place to plug in all my Christmas lights."

- h. Special Education Teacher (Stephen Byers):** "At this time the separations between the younger students and older students is positive. Many time when older students mix with younger ones the little ones are run over or are intimidated with the larger and older students."

6. **CONCLUSIONS:** The following were general design principles for the planning phase. All of the comments will be kept in mind as the design proceeds.

a. Site Design

- i. Provide entry on Fourth Avenue
- ii. Snow drifting will happen no matter what we do, so place the school for better operation.
- iii. Provide bus barn (*Note: This was not part of the earlier, approved programming, but could be considered as an additional project.*)
- iv. Plan to accommodate/incorporate waste heat


b. Building Organization

- i. Locate Library and Iñupiaq in center of the school with after-hours access
- ii. Provide separation between primary and secondary student classrooms.
- iii. Provide acoustical and/or physical separation for Voc Ed
- iv. Provide area/playroom/small gym for younger children's activities, preferably for use during the day and during open gym. (*Note: This was not part of the earlier, approved programming. This addition would add area and cost to the project.*)
- v. Design to prevent freeze up of all building systems, but these in particular.
 1. Mechanical room + short plumbing runs
 2. Swimming pool + locker rooms
 3. FDC

c. Building Design Elements

- i. Provide welcoming front entry into school
- ii. Provide window on multiple sides of the running track at the gym
- iii. Provide bleachers on both sides of the gym
- iv. Provide booth seating area in Commons
- v. Provide sufficient trophy cases/display areas

End of Comments



Kaveolook School Replacement

Kaktovik, Alaska

MASTER PLAN DEVELOPMENTS SAC PRESENTATION

November 30, 2022

Joanna Croft & Gavin Wells: Burkhart Croft Architects
Steve Cropsey: North Slope Borough School District M&O
Bernadette Fischer & Eric Hernandez, North Slope Borough CIPM

Work Since Our Last Meeting

1. Compile Feedback from Master Plan Alternatives

- SAC Comments in Meeting
- Community Comments in Meeting
- Comments in Writing on the Master Plan Concept Drawings
- Comments from Teachers by E-mail

2. Summarize Feedback

- Site Design
- Building Organization
- Building Design Elements

3. Revise Concepts to Respond to Feedback

- Two Concepts
 - Similar Academic Wings
 - Different location of the Gymnasium and Voc Ed

4. Develop 3D Massing Models of Concepts

- Designed to illustrate the relative volumes and heights of different building components

5. *Now*: Review these Developments with the SAC

- Confirm we have understood the Feedback
- Comment on Concepts and 3D Massing Models
- Confirm Direction Forward for Community Meeting in January

Summary of Comments from Last Visit *(Note: We have seven pages of comments in a separate document)*

○ **Site Design**

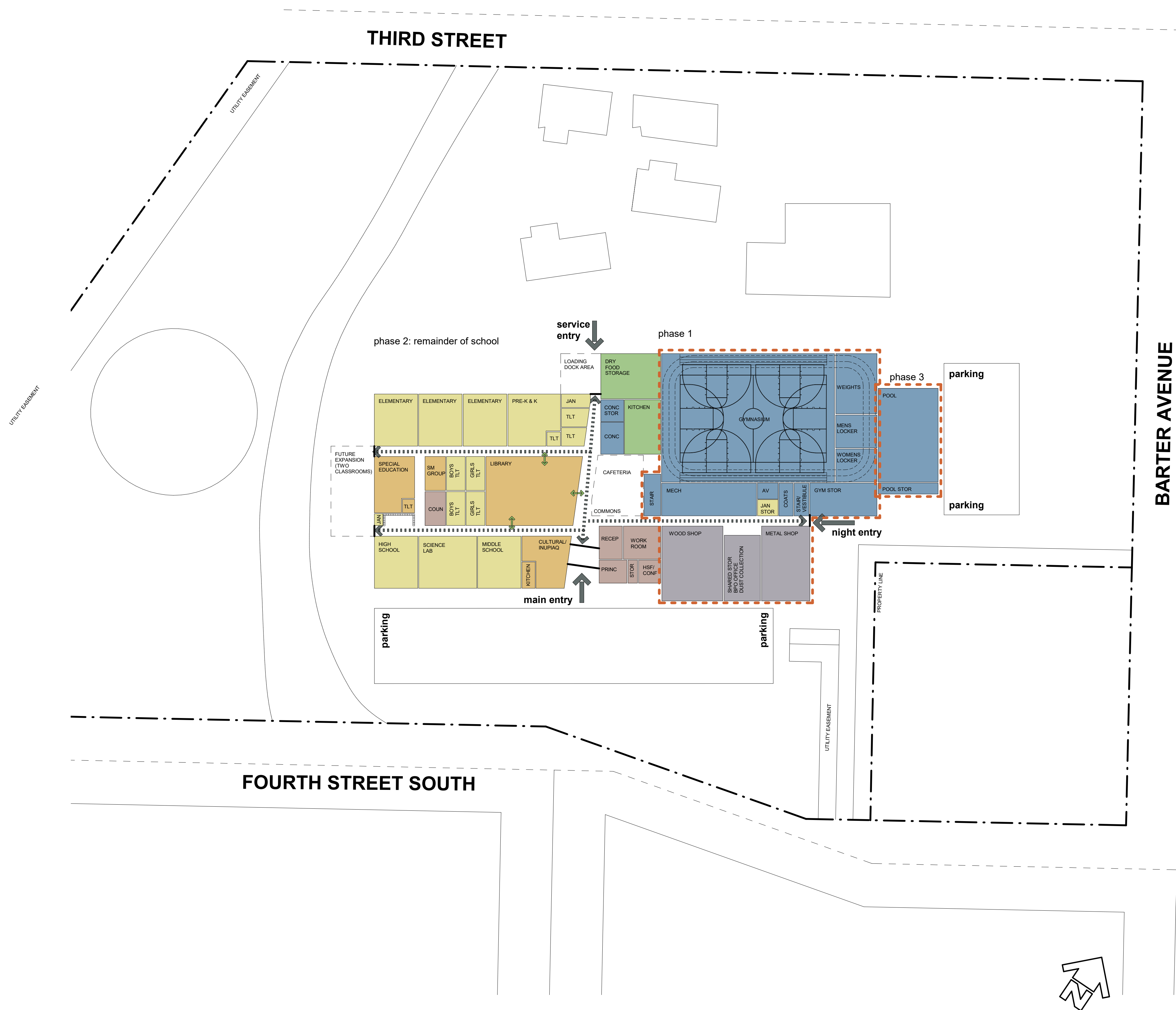
- Provide entry on Fourth Avenue
- Snow drifting will happen no matter what we do, so place the school for better operation.
- Provide bus barn *(Note: This was not part approved programming, but could be considered as an additional project.)*
- Plan to accommodate/incorporate waste heat

○ **Building Organization**

- Locate Library and Iñupiaq in center of the school with after-hours access
- Provide separation between primary and secondary student classrooms.
- Provide acoustical and/or physical separation for Voc Ed
- Provide area/playroom/small gym for younger children's activities, preferably for use during the day and during open gym. *(Note: This was not part of the earlier, approved programming. This addition would add area and cost to the project.)*
- Design to prevent freeze up of all building systems, but these in particular.
 - Mechanical room + short plumbing runs
 - Swimming pool + locker rooms
 - FDC

○ **Building Design Elements**

- Provide welcoming front entry into school
- Provide window on multiple sides of the running track at the gym
- Provide bleachers on both sides of the gym
- Provide booth seating area in Commons
- Provide sufficient trophy cases/display areas



FEATURES

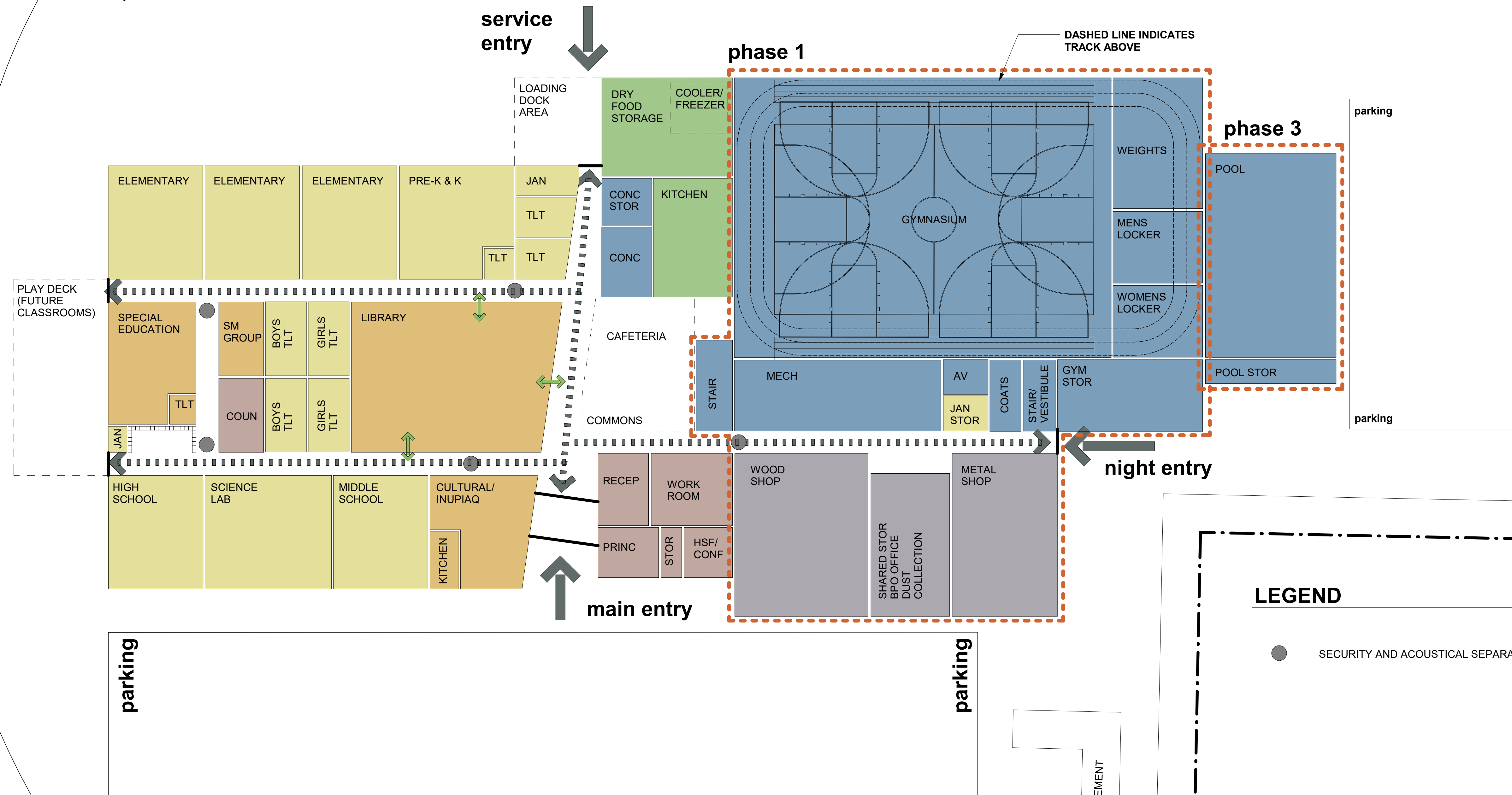
- **Front Door:** South
- **Administration:** At front door for observation
- **Commons:** Centrally located to most main activities
- **Classrooms:** Located in single wing with two corridors for age separation. . . Special Education centralized between primary and secondary with good acoustic separation.
- **Library & Cultural:** Library centrally located with operable openings to both primary and secondary classrooms and commons. Cultural located at front entrance with proximity to library and commons.
- **Gymnasium:** At northeast of site.
- **Voc Ed:** To the south with good acoustic separation and phasing.
- **Loading:** Single loading dock at north with drive through service loading. Second loading dock possible at night entry.
- **Night Use:** Easy to lock off academic wing for use of gym, voc ed, and library
- **Phasing:**
 - Phase 1 – Compact
 - Phase 3 - Easy addition of pool with shared locker facilities
- **Light & Views:** Classrooms have southern or northern exposure. Track has views potential in any direction
- **Building Massing:** Shorter classrooms on both sides of Library. Medium elements in the center and to the south with taller elements at northeast.
- **Future Expansion:** West of classroom wing. Use framing for playdeck until needed.

Possible Alternative: Children's play room at the second level of gym.

FIRST FLOOR PLAN CONCEPT - GYM NORTH




phase 2: remainder of school

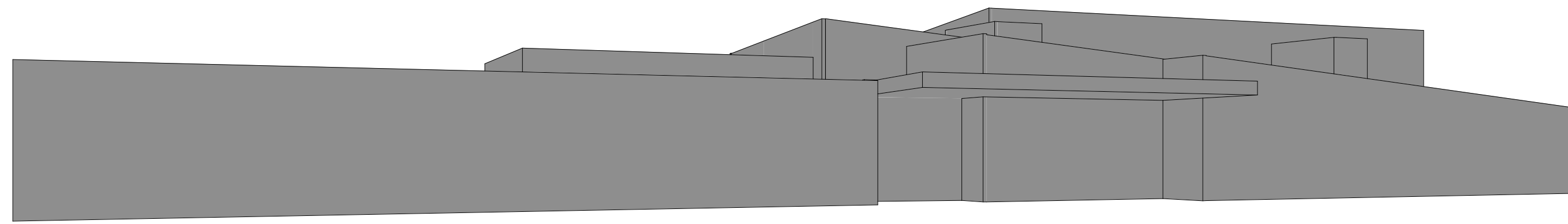


LEGEND

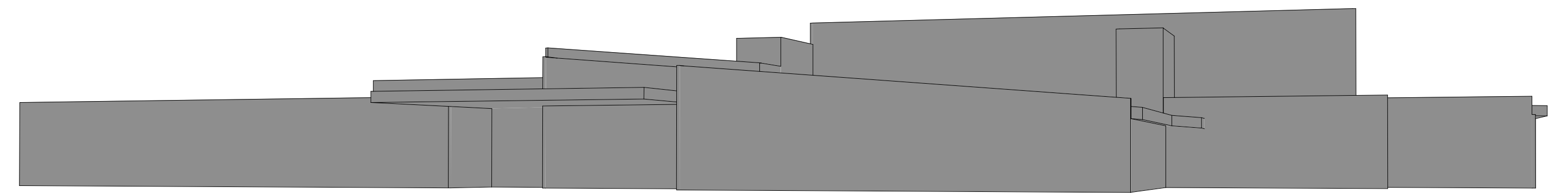
● SECURITY AND ACOUSTICAL SEPARATION

FIRST FLOOR PLAN CONCEPT - GYM NORTH - ENLARGED

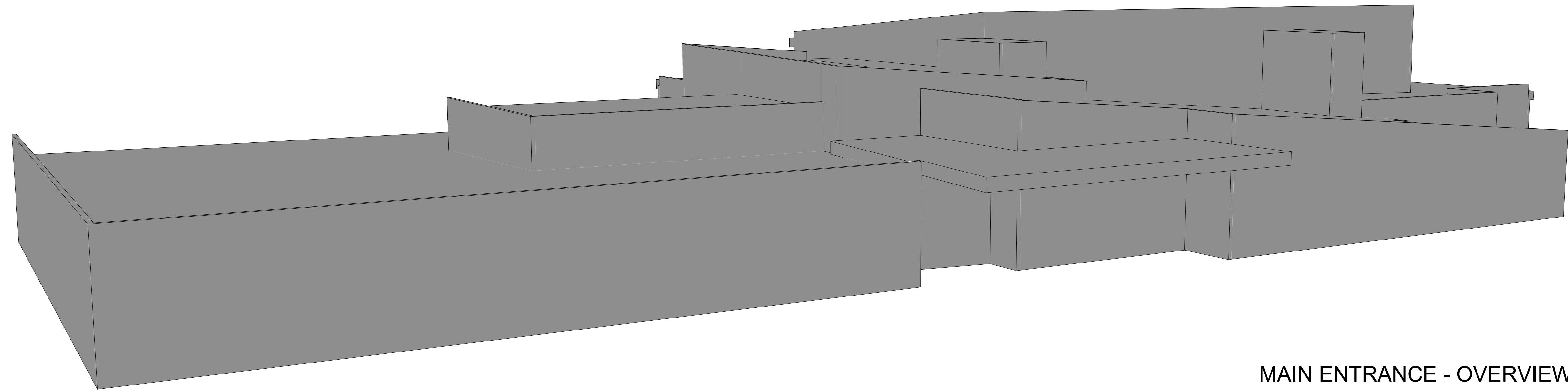




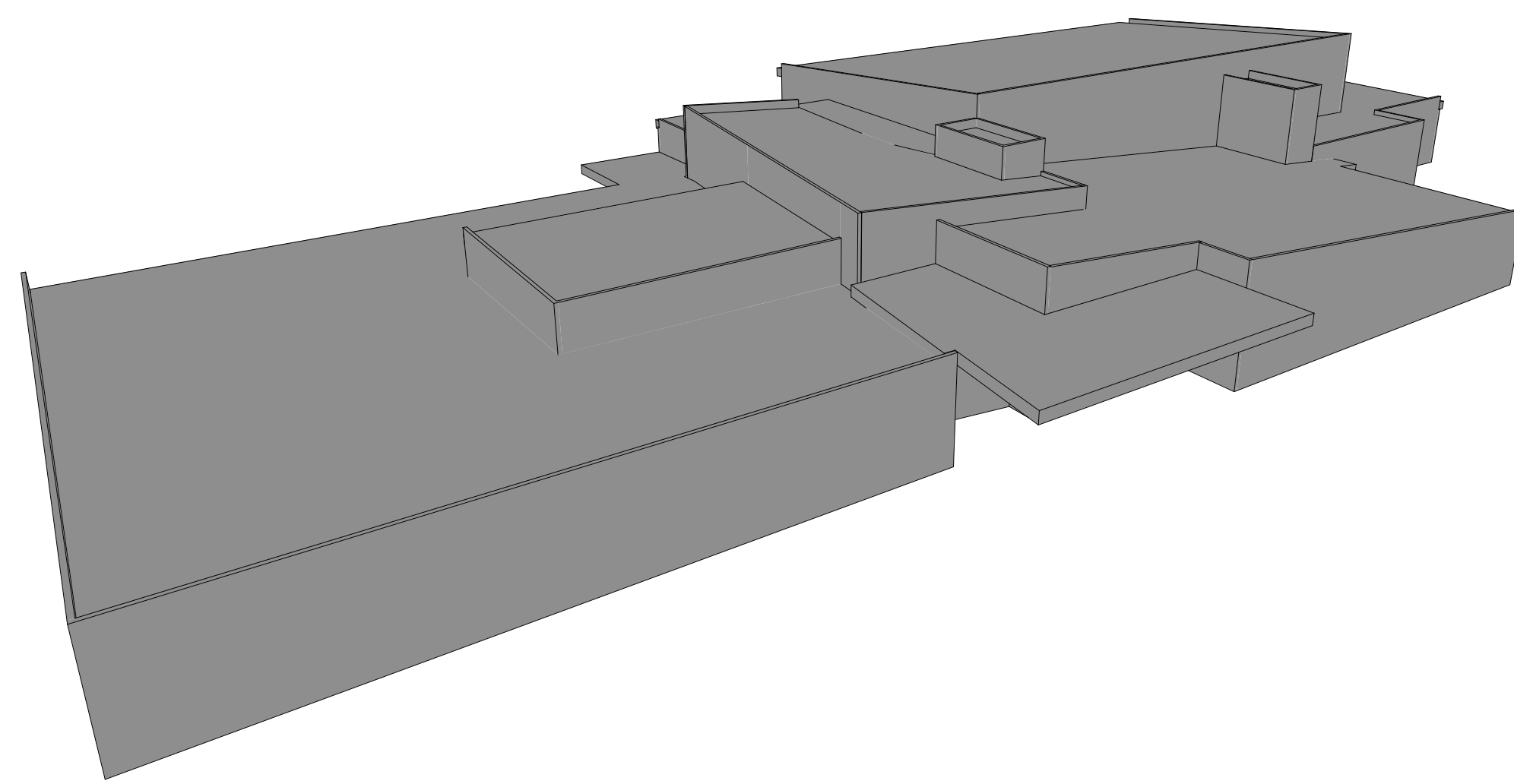
MAIN ENTRANCE - WEST



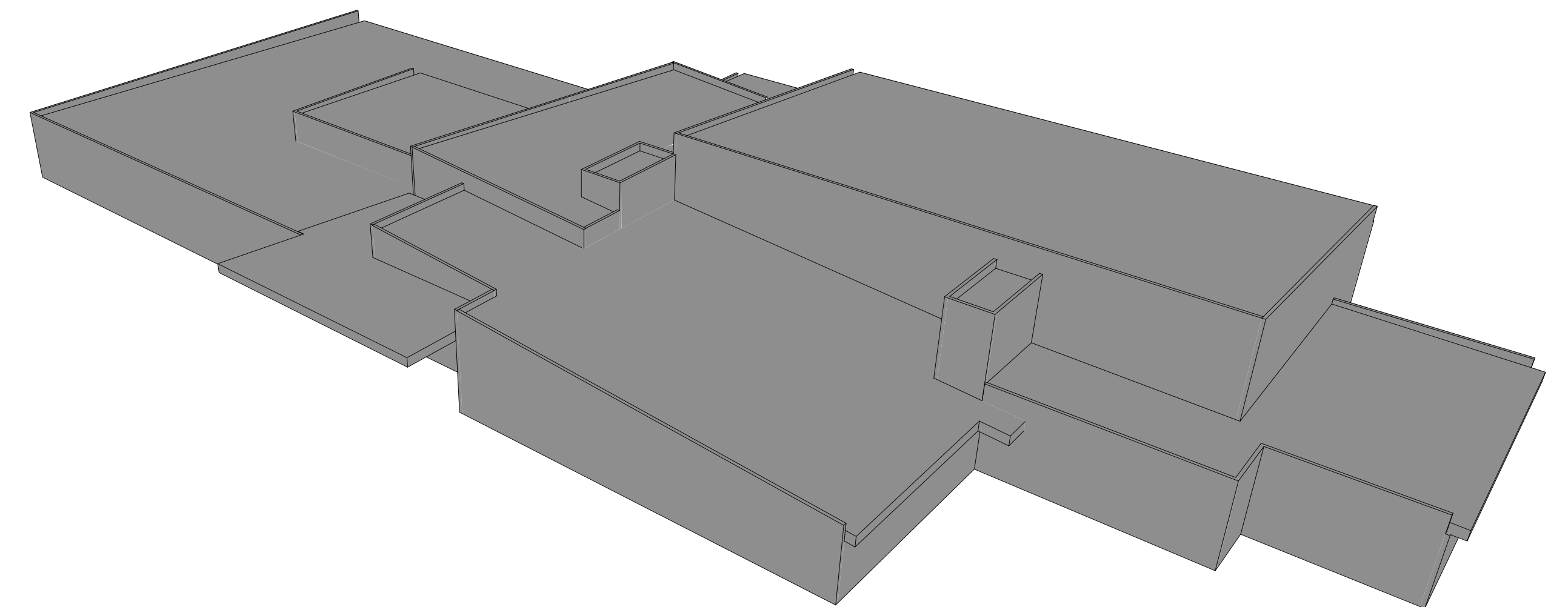
MAIN ENTRANCE - EAST




MAIN ENTRANCE - OVERVIEW

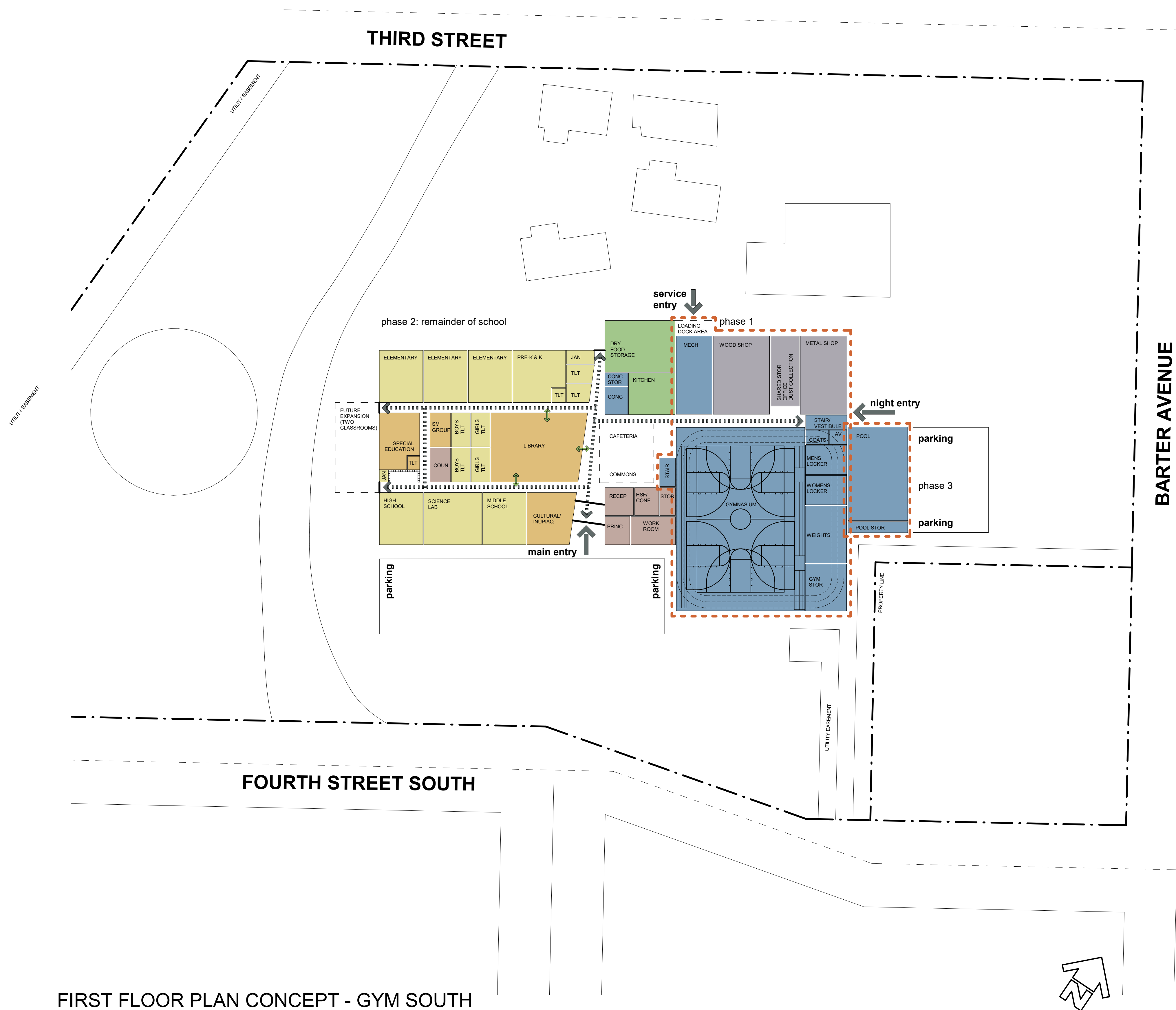


CLASSROOM WING AND MAIN ENTRANCE - OVERVIEW



GYMNASIUM, VOC-ED AND POOL WING - OVERVIEW





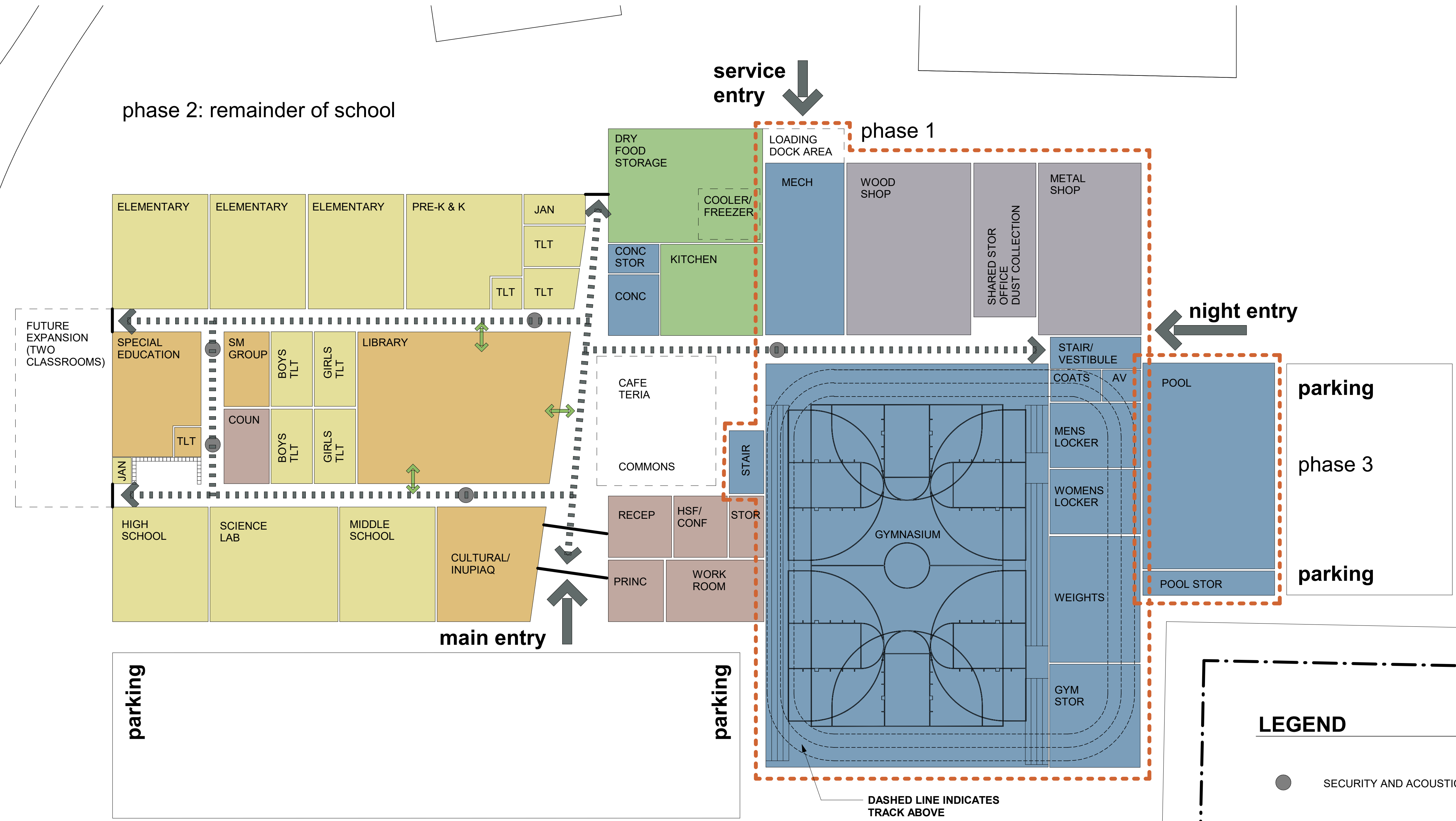
FIRST FLOOR PLAN CONCEPT - GYM SOUTH

FEATURES

- **Front Door:** South
- **Administration:** At front door for observation
- **Commons:** Centrally located to most main activities
- **Classrooms:** Located in single wing with two corridors for age separation. Adjacent to Library & Cultural Classroom. Special Education centrally located at west end.
- **Library & Cultural:** Centrally located, cultural adjacent to main entry.
- **Gymnasium:** Centrally located, front on 4th avenue
- **Voc Ed:** To the north with good acoustic separation
- **Loading:** Single loading dock at north with drive through service loading
- **Night Use:** Easy to lock off academic wing for use of gym, voc ed, and library
- **Phasing:**
 - Phase 1 – Compact with minimal corners.
 - Phase 3 - Easy addition of pool with shared locker facilities
- **Light & Views:** Classrooms have southern or northern exposure. Track has views potential in any direction
- **Building Massing:** Shorter classrooms on both sides of Library. Medium elements in center and to the north. Taller elements at southeast.
- **Future Expansion:** West of classroom wing. Use framing for playdeck until needed.

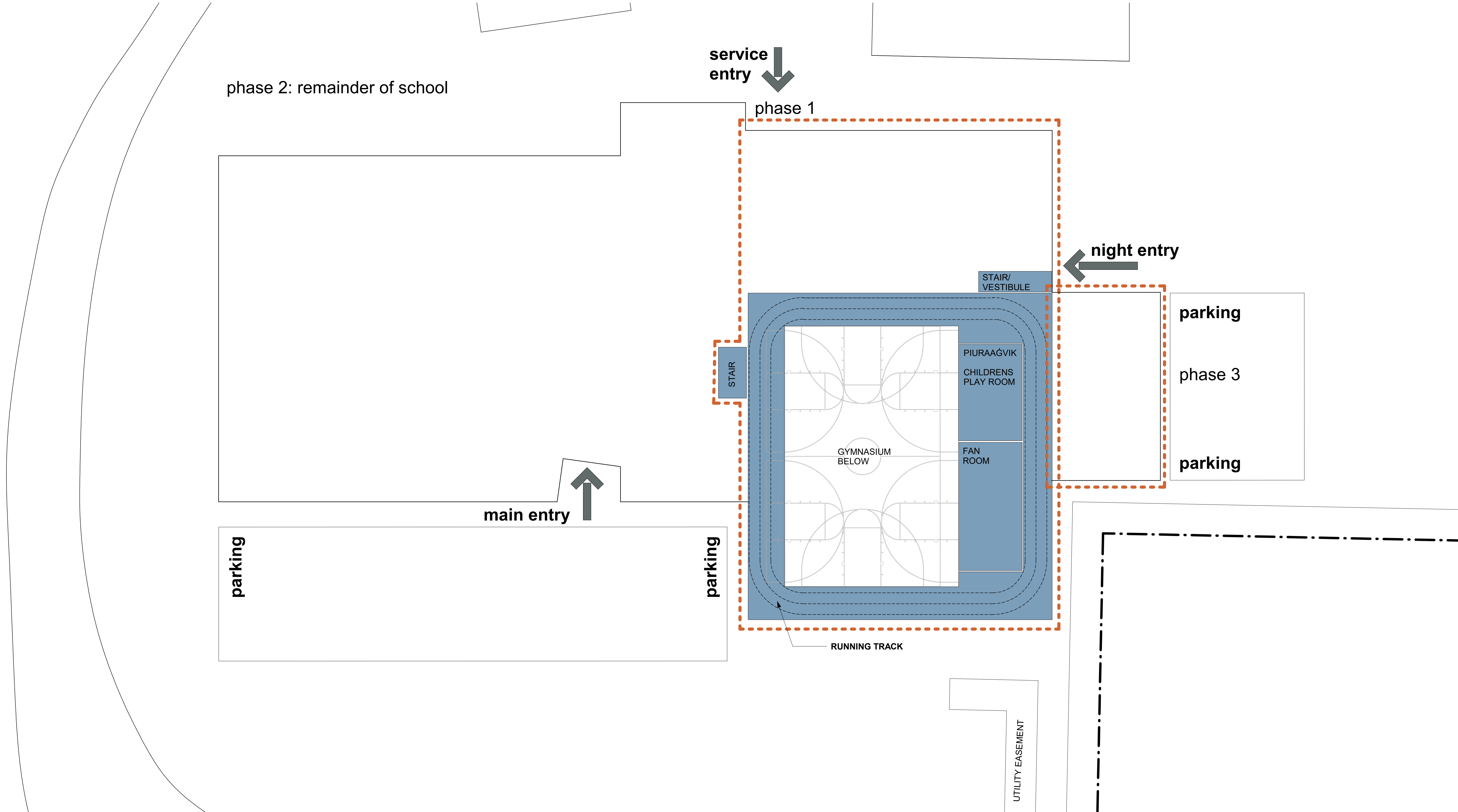
Possible Alternative: Childrens play area at second level of gym.






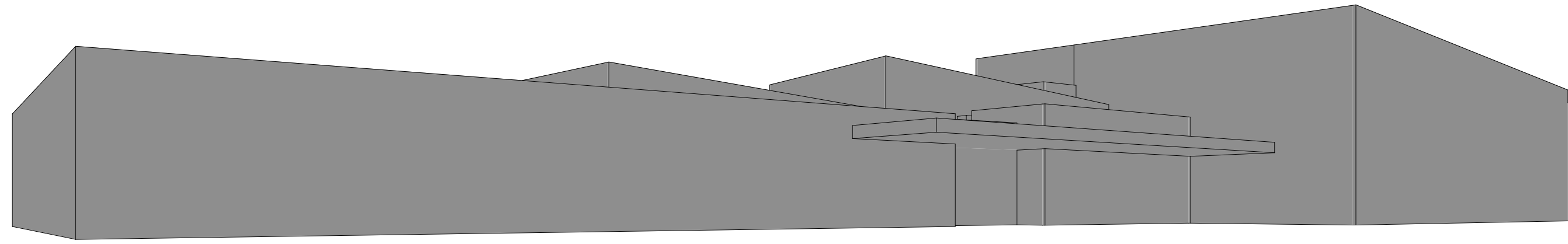
FIRST FLOOR PLAN CONCEPT - GYM SOUTH - ENLARGED






SECOND FLOOR PLAN CONCEPT - GYM SOUTH - ENLARGED

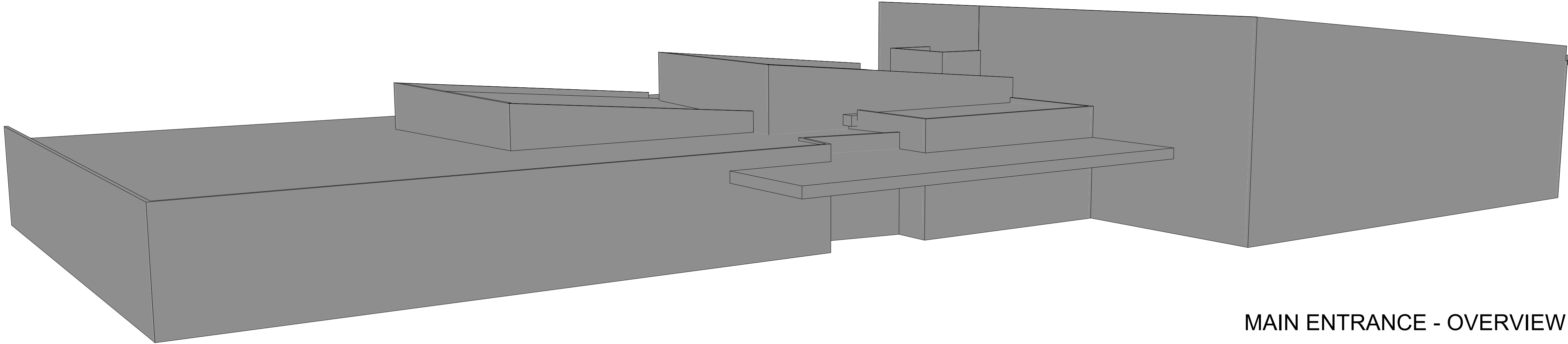




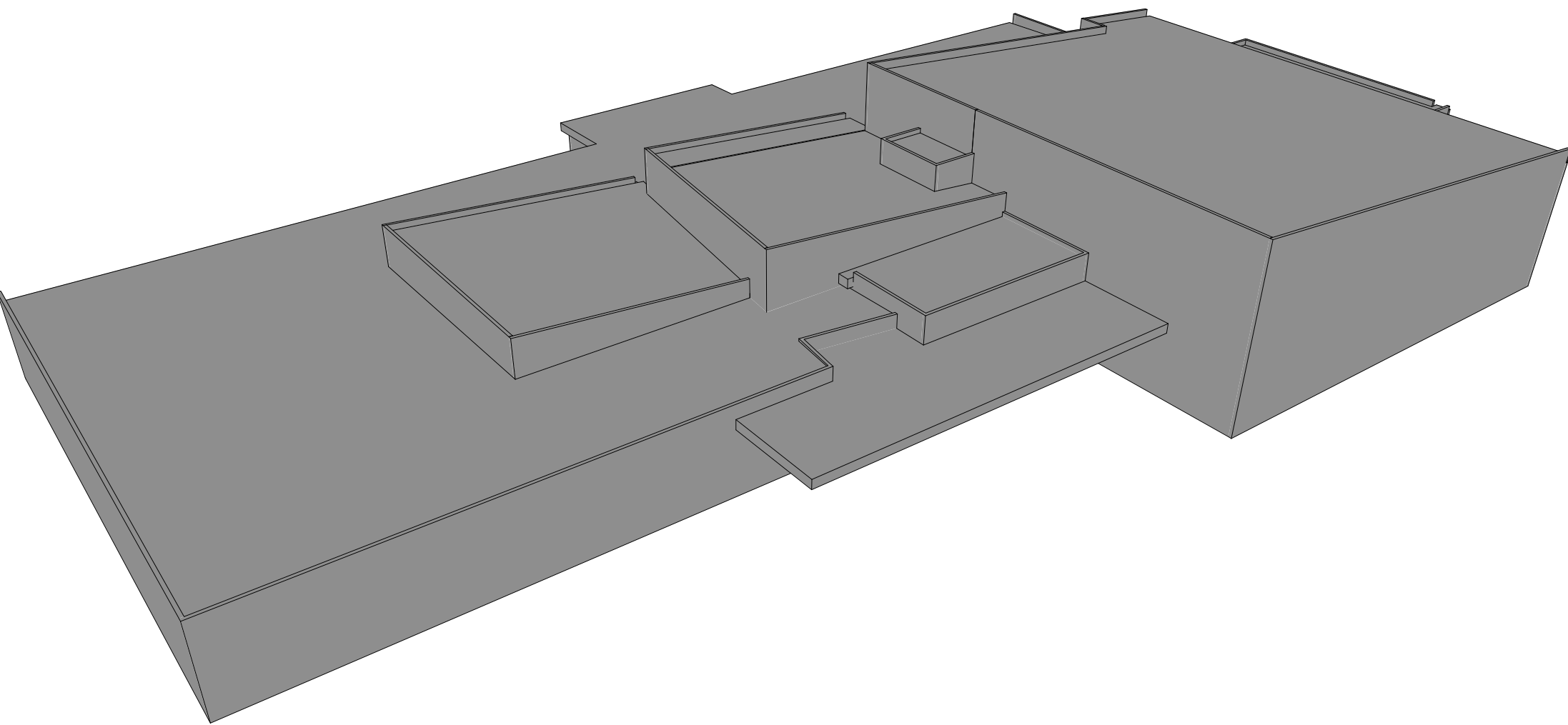
MAIN ENTRANCE - WEST



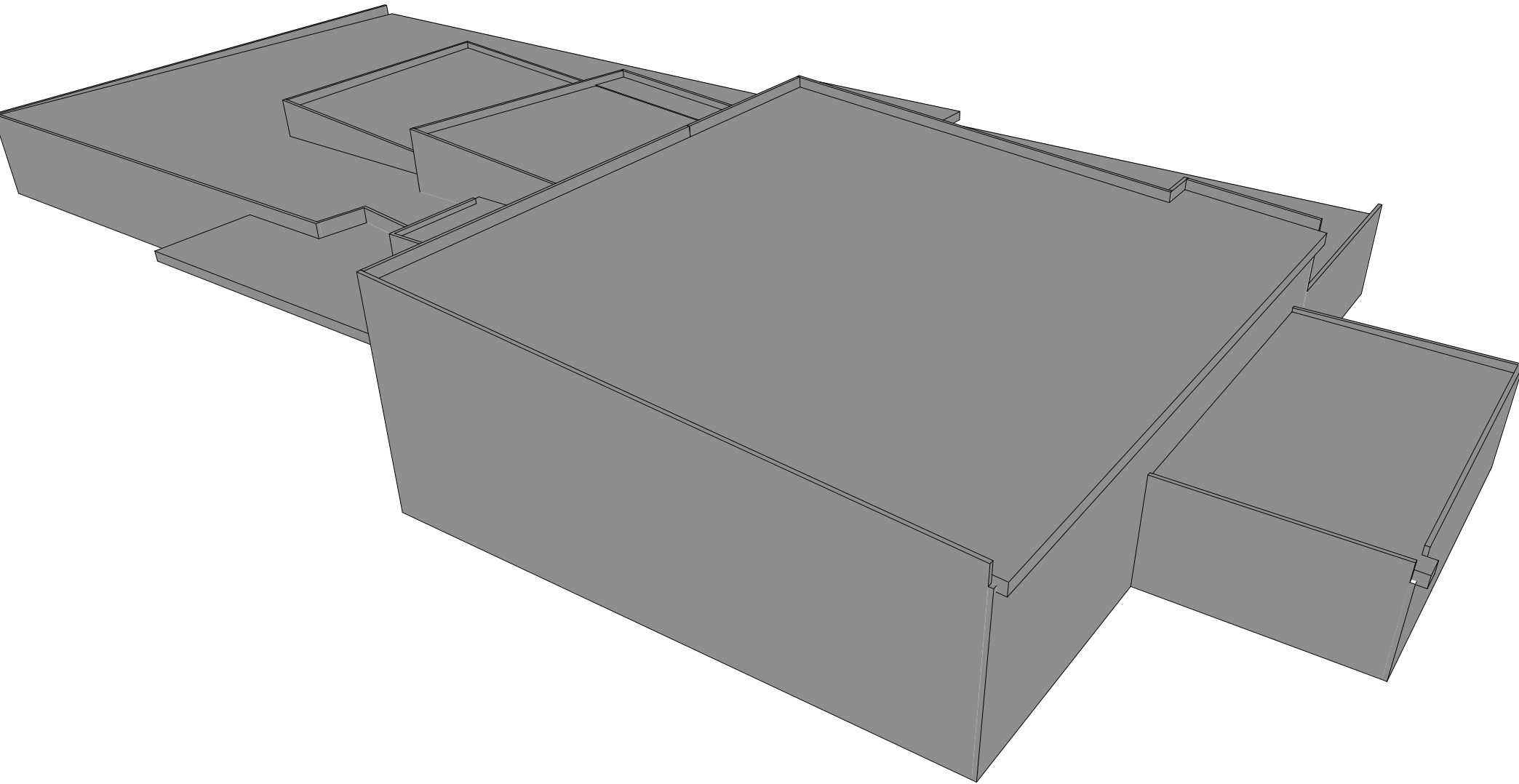
MAIN ENTRANCE - EAST




MAIN ENTRANCE - OVERVIEW



CLASSROOM WING AND MAIN ENTRANCE - OVERVIEW



GYMNASIUM, VOC-ED AND POOL WING - OVERVIEW



Next Steps

Second Community Meeting in January

Phase 1 Design

THANK YOU!