



2018 - 2019 • Accountability At-a-Glance • Edgewood Elementary School

Contact Information
Edgewood Elementary School Watson Chapel School District
Principal: Elsie Neely Superintendent: Jerry Guess
4100 WEST 32ND Pine Bluff, AR 71603-
http://edgewood.wcsd.k12.ar.us/ (870) 879-1252

Student Information			
Grades	K - 1	Total Enrollment	350
Black	81.14 %	English Learners	1.14 %
Hispanic	1.71 %	Low-Income	88.29 %
White	14.29 %	Special Education	7.43 %

Public School Rating Score (State Accountability: A-F Letter Grade)

State Accountability	60.35	Public School Rating	D	Rating Scale	A = 79.26 and Above B = 72.17 - 79.25 C = 64.98 - 72.16 D = 58.09 - 64.97 F = 0.00 - 58.08
----------------------	-------	----------------------	---	--------------	--

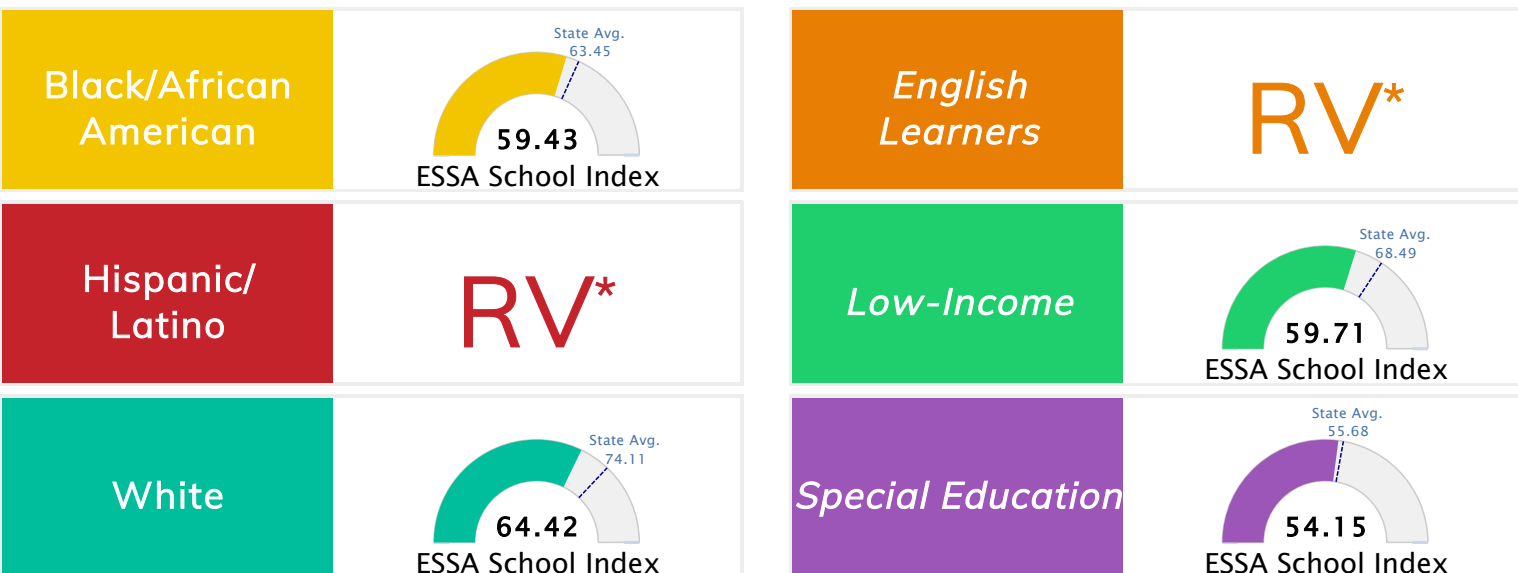
* Alternative Education (AE) program students included in attendance zone for school rating

[Learn More about Public School Rating](#)

School Performance on the ESSA School Index Score (Federal Accountability)



Graph represents where scores fall in comparison to state averages. For more information about the Every Student Succeeds Act and the ESSA School Index, visit arkansased.gov.





2018 - 2019 • Accountability At-a-Glance • L. L. Owen Elementary School

Contact Information
L. L. Owen Elementary School Watson Chapel School District
Principal: Annie Shaw Superintendent: Jerry Guess
3605 OAKWOOD ROAD Pine Bluff, AR 71603-
http://lloven.wcsd.k12.ar.us/ (870) 879-3741

Student Information			
Grades	2 - 3	Total Enrollment	307
Black	84.69 %	English Learners	1.63 %
Hispanic	2.93 %	Low-Income	86.97 %
White	11.40 %	Special Education	7.17 %

Public School Rating Score (State Accountability: A-F Letter Grade)

State Accountability	56.98	Public School Rating	F	Rating Scale	A = 79.26 and Above B = 72.17 - 79.25 C = 64.98 - 72.16 D = 58.09 - 64.97 F = 0.00 - 58.08
----------------------	-------	----------------------	---	--------------	--

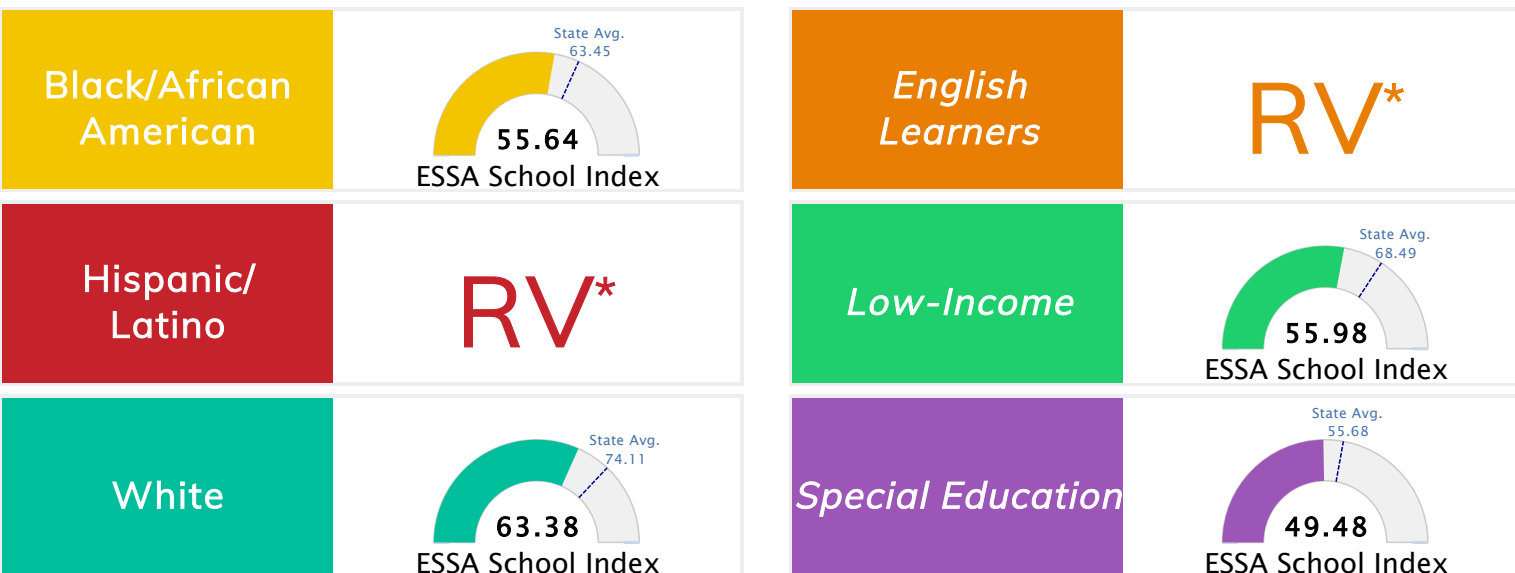
* Alternative Education (AE) program students included in attendance zone for school rating

[Learn More about Public School Rating](#)

School Performance on the ESSA School Index Score (Federal Accountability)



Graph represents where scores fall in comparison to state averages. For more information about the Every Student Succeeds Act and the ESSA School Index, visit arkansased.gov.





2018 - 2019 • Accountability At-a-Glance • Coleman Elementary School

Contact Information
Coleman Elementary School Watson Chapel School District
Principal: Marcia Merritt Superintendent: Jerry Guess
4600 W. 13 Pine Bluff, AR 71603-
http://coleman.wcsd.k12.ar.us/ (870) 879-3630

Student Information			
Grades	4 - 6	Total Enrollment	596
Black	83.56 %	English Learners	1.01 %
Hispanic	1.51 %	Low-Income	82.05 %
White	13.76 %	Special Education	10.40 %

Public School Rating Score (State Accountability: A-F Letter Grade)

State Accountability	58.05	Public School Rating	F	Rating Scale	A = 79.26 and Above B = 72.17 - 79.25 C = 64.98 - 72.16 D = 58.09 - 64.97 F = 0.00 - 58.08
----------------------	-------	----------------------	---	--------------	--

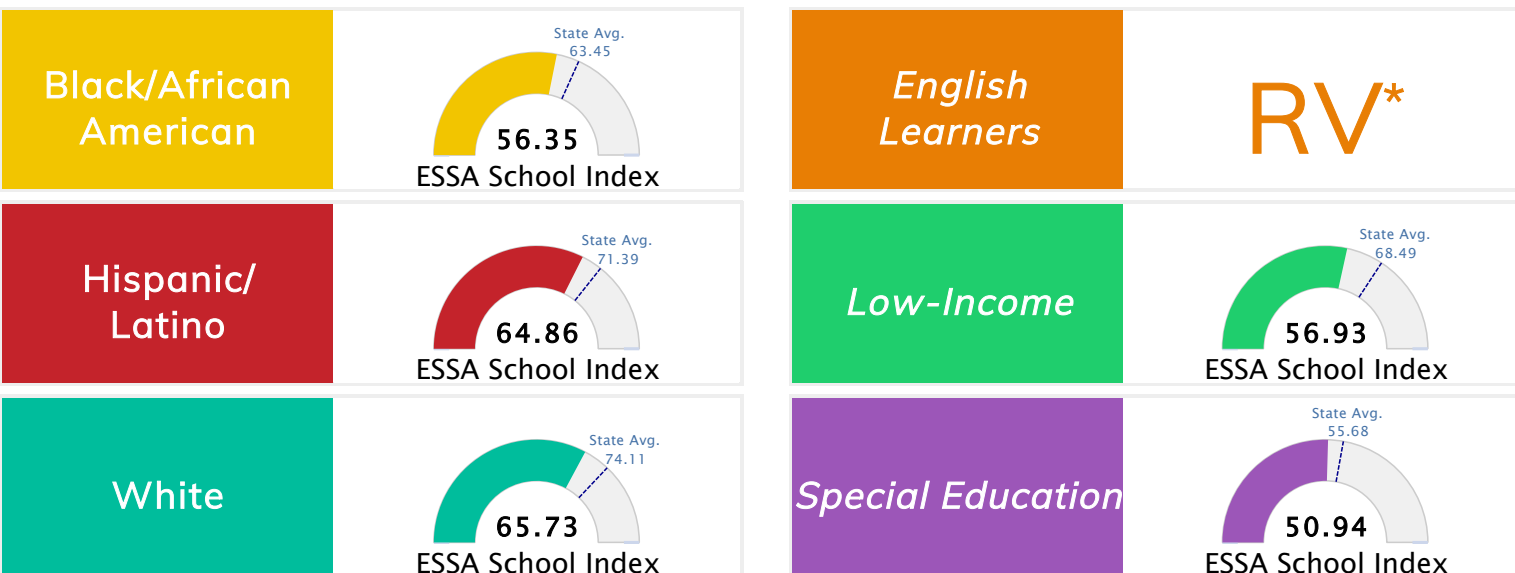
* Alternative Education (AE) program students included in attendance zone for school rating

[Learn More about Public School Rating](#)

School Performance on the ESSA School Index Score (Federal Accountability)




Graph represents where scores fall in comparison to state averages. For more information about the Every Student Succeeds Act and the ESSA School Index, visit arkansased.gov.





2018 - 2019 • Accountability At-a-Glance • Watson Chapel Jr. High School

Contact Information
Watson Chapel Jr. High School Watson Chapel School District
Principal: Uyolanda Wilson Superintendent: Jerry Guess
3900 Camden Rd. Pine Bluff, AR 71603-
http://wcjuniorhigh.wcsd.k12.ar.us/ (870) 879-4420

 Student Information			
Grades	7 - 9	Total Enrollment	615
Black	80.98 %	English Learners	1.95 %
Hispanic	1.95 %	Low-Income	79.35 %
White	14.80 %	Special Education	9.76 %

Public School Rating Score (State Accountability: A-F Letter Grade)

State Accountability	58.5	Public School Rating	D	Rating Scale	A = 75.59 and Above B = 69.94 - 75.58 C = 63.73 - 69.93 D = 53.58 - 63.72 F = 0.00 - 53.57
----------------------	------	----------------------	---	--------------	--

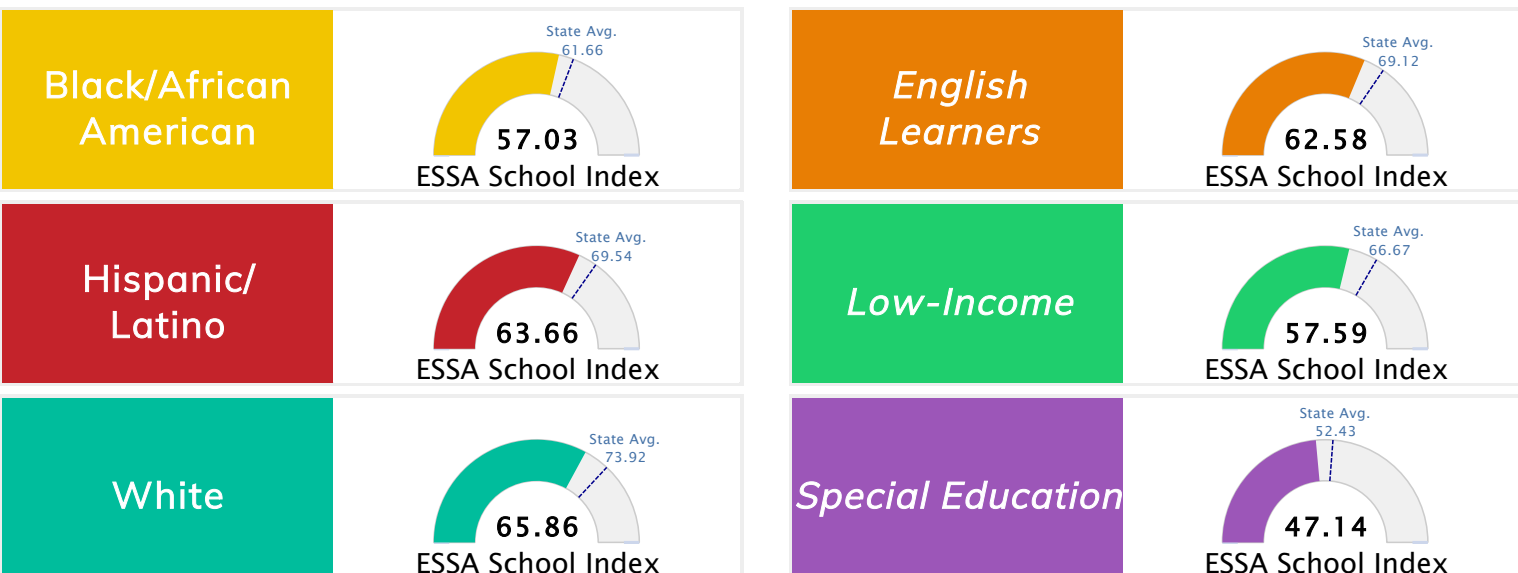
* Alternative Education (AE) program students included in attendance zone for school rating

[Learn More about Public School Rating](#)

School Performance on the ESSA School Index Score (Federal Accountability)



Graph represents where scores fall in comparison to state averages. For more information about the Every Student Succeeds Act and the ESSA School Index, visit arkansased.gov.



Note: Full color represents score

Prepared by the Arkansas Department of Education



2018 - 2019 • Accountability At-a-Glance • Watson Chapel High School

Contact Information
Watson Chapel High School Watson Chapel School District
Principal: Henry L Webb Superintendent: Jerry Guess
4000 CAMDEN ROAD Pine Bluff, AR 71603-
http://wcseniorhigh.wcsd.k12.ar.us/ (870) 879-3230

Student Information			
Grades	10 - 12	Total Enrollment	604
Black	79.30 %	English Learners	0.33 %
Hispanic	1.99 %	Low-Income	64.90 %
White	17.55 %	Special Education	6.95 %

Public School Rating Score (State Accountability: A-F Letter Grade)

State Accountability	56.37	Public School Rating	D	Rating Scale	A = 73.22 and Above B = 67.96 - 73.21 C = 61.10 - 67.95 D = 52.95 - 61.09 F = 0.00 - 52.94
----------------------	-------	----------------------	---	--------------	--

* Alternative Education (AE) program students included in attendance zone for school rating

[Learn More about Public School Rating](#)

School Performance on the ESSA School Index Score (Federal Accountability)



Graph represents where scores fall in comparison to state averages. For more information about the Every Student Succeeds Act and the ESSA School Index, visit arkansased.gov.

