



**Waunakee Community School District**

Committed to Children . Committed to Community . Committed to Excellence

**2015-2016 Budget  
Final Version**

Prepared by Steve Summers, Business Manager  
Final Budget – October 26, 2015

TABLE OF CONTENTS

Board of Education .....3  
Introduction, Timeline, Executive Summary .....4  
Enrollment.....6  
Proposed Property Tax Levy .....7  
Revenues/Expenditures Summary .....8  
Fund 10 .....9  
Staffing Summary .....11  
Fund 21 .....12  
Fund 27 .....13  
Fund 38 .....14  
Fund 39... .....16  
Fund 41 .....18  
Fund 45 .....19  
Fund 50 .....20  
Fund 72 .....21  
Fund 73 .....22  
Fund 80 .....23  
Fund 99 .....24

# Waunakee Community School District

## Board of Education

<u>Name</u>		<u>Municipality</u>	<u>Term Expires</u>
Peggy Hill-Breunig	President	Town of Westport	Spring 2018
Julie Waner	Vice President	Village of Waunakee	Spring 2017
Gary Epping	Treasurer	Towns of Dane/Springfield	Spring 2016
Joan Ensign	Clerk	Town of Westport	Spring 2017
David Boetcher	Director	Village of Waunakee	Spring 2016
Jack Heinemann	Director	Village of Waunakee	Spring 2016
Mark Hetzel	Director	Town of Vienna	Spring 2018

## Budget Committee Members

Gary Epping, Chair  
Joan Ensign  
Jack Heinemann

# Waunakee Community School District

## Introduction

A budget is a financial plan designed to achieve the educational objectives of the Waunakee Community School District. The budget needs to be accountable to meet these educational objectives within the financial constraints that exist. The budget needs to be understandable to the Board of Education, administration, staff, parents, and the district taxpayers. The budget was developed with significant staff input regarding needs and priorities. The budget was developed based on principals of long-term fiscal planning.

## Timeline

The budget process for the 2015-2016 fiscal year began in January 2015 with the preparation of budget guidelines, a 5-year budget forecast, and a budget timeline. A special Board meeting was held on January 26<sup>th</sup> to review budget requests. The budget guidelines, a 5-year budget forecast, and budget timeline were approved by the Board of Education at the regular March board meeting. Building/department level budget planning took place between March-April. Staff presentations on the budget process took place in April/May. Administrative review of the budget took place in March - April. The first draft of the budget was presented to the Budget Committee and the Board of Education in May. The second draft of the budget was presented in June. The third draft of the budget was presented in July. A public hearing on the budget took place in July. The administration requested that the Board of Education approve the preliminary budget in July. The preliminary budget was presented at the Annual Meeting in October with community approval of the tax levy. The Board of Education will approve the final version of the budget and set the tax levy at a special meeting scheduled for the 26<sup>th</sup> of October.

## Executive Summary

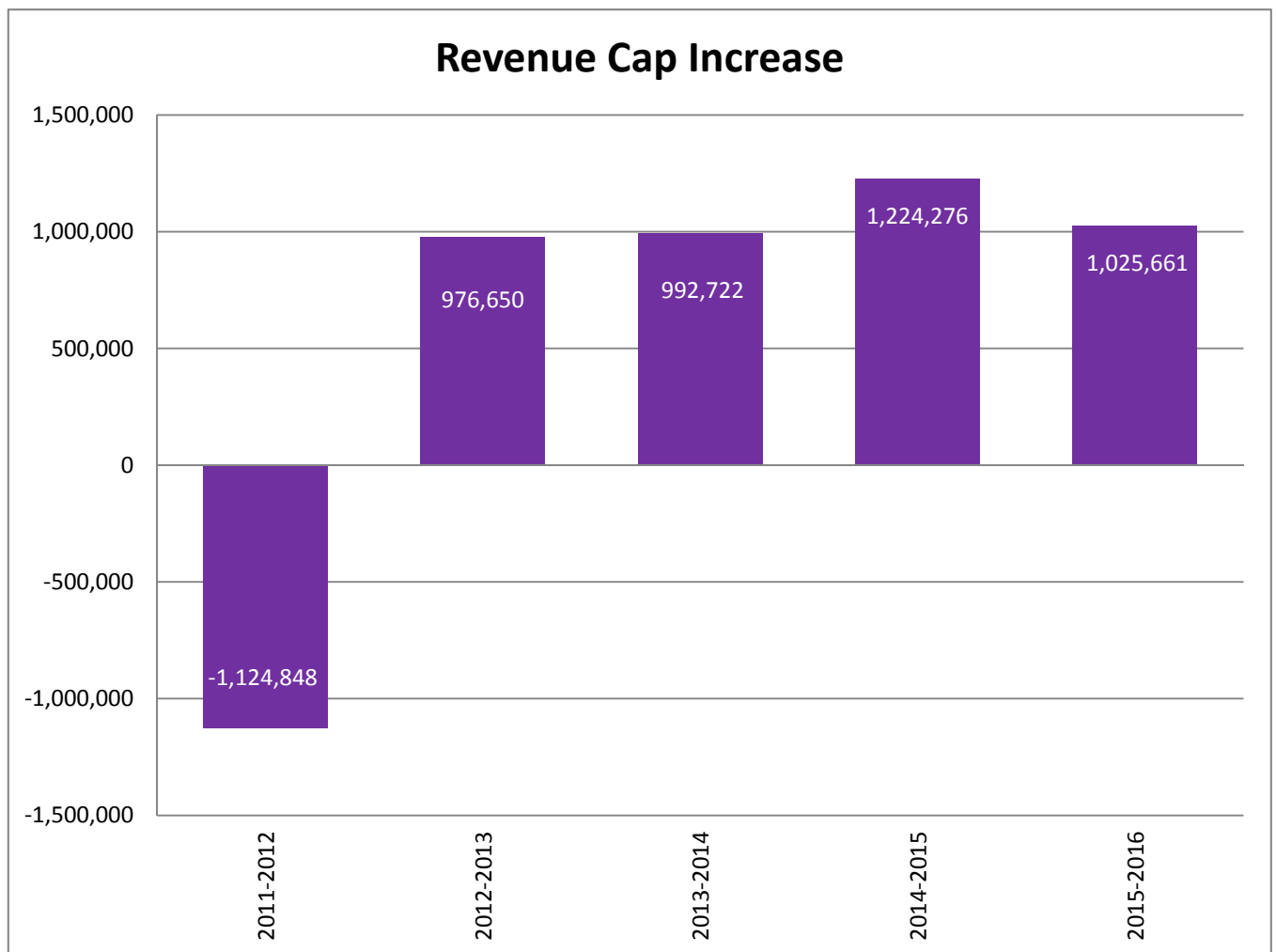
A school district's budget is divided into many "funds". These "funds" are used to account for specific school district programs. The different "funds" and their descriptions are presented below:

FUND	DESCRIPTION
10	General
21	Special Revenue Trust
27	Special Education
38	Non-Referendum Debt Service
39	Referendum Debt Service
41	Capital Expansion Fund
49	Capital Projects
50	Food Service
72	Private Benefit Trust
73	Employee Benefit Trust
80	Community Service
99	Other Cooperative Funds

## Waunakee Community School District

A state revenue cap formula is a significant factor in the development of the budget. The revenue cap limits the amount of revenue available to school districts from the two main sources—property taxes and state equalization aid. The revenue cap directly affects Funds 10, 38, and 41, and indirectly affects Fund 27. Fund 27 is primarily funded from a transfer from Fund 10.

The 2015-17 state budget proposal increases the revenue cap per student amount by \$0.00 during 2015-16. The most recent four years of revenue cap changes and the actual increase for 2015-16 is shown below:



Please note: the 2014-15 and 2105-16 revenue cap has been increased by \$540,000.00 due to the November, 2014 operational referendum question.

# Waunakee Community School District

## Enrollment

Student enrollment is a key factor in the revenue cap formula. The most recent four years of historical numbers and the actual September 2015 numbers are shown below:

Grade	2011-12	2012-13	2013-14	2014-15	2015-16
<b>EC</b>	20	15	8	21	16
<b>4K</b>	219	245	252	240	245
<b>K</b>	256	253	253	270	270
<b>1</b>	264	265	272	268	289
<b>2</b>	280	274	275	269	276
<b>3</b>	279	295	295	282	270
<b>4</b>	275	294	293	301	292
<b>TOTAL</b>	<b>1593</b>	<b>1641</b>	<b>1648</b>	<b>1651</b>	<b>1658</b>
<b>ELEM</b>					
<b>5</b>	277	281	305	298	315
<b>6</b>	294	276	293	309	307
<b>TOTAL</b>	<b>571</b>	<b>557</b>	<b>598</b>	<b>607</b>	<b>622</b>
<b>INTER.</b>					
<b>7</b>	288	319	316	298	328
<b>8</b>	286	285	318	319	299
<b>TOTAL</b>	<b>574</b>	<b>604</b>	<b>634</b>	<b>617</b>	<b>627</b>
<b>MIDDLE</b>					
<b>9</b>	253	294	292	317	312
<b>10</b>	323	255	291	294	314
<b>11</b>	272	317	255	284	296
<b>12</b>	288	294	326	269	294
<b>TOTAL</b>	<b>1136</b>	<b>1160</b>	<b>1164</b>	<b>1164</b>	<b>1216</b>
<b>HIGH</b>					
<b>TOTAL</b>	<b>3874</b>	<b>3962</b>	<b>4044</b>	<b>4039</b>	<b>4123</b>
<b>DISTRICT</b>					

The historical student count shows an increasing enrollment. The actual September enrollment shows an increase of 84 students. Enrollment increases result in additional revenues being available through the revenue cap formula.

The 2015-2016 revenue cap limit increases to \$40,010,660 or \$1,025,661 higher than 2014-15. This increase equates to a 2.6% increase. The 2015-2016 state equalization aid decreases to \$19,119,930 or \$235,907 lower than 2014-15. This change equates to a 1.2% decrease. The district has received the state equalization aid certification from the WI Department of Public Instruction in October.

## Waunakee Community School District

The 2015-2016 tax levy increases to \$26,522,779 or \$1,383,463 higher than 2014-2015. This increase equates to a 7.4% increase. Two years of historical information and the estimated tax levy for this year is shown below.

Proposed Property Tax Levy			
FUND	Audited 2013-14	Unaudited 2014-15	Proposed 2015-16
General Fund	18,885,455.00	19,289,802.00	20,526,360.00
Referendum Debt Service Fund	4,724,857.00	4,801,046.00	5,402,276.00
Non-Referendum Debt Service Fund	81,412.00	79,772.00	83,030.00
Capital Expansion Fund	134,296.00	209,296.00	209,296.00
Community Service Fund	304,400.00	304,400.00	301,817.00
<b>TOTAL SCHOOL LEVY</b>	<b>24,130,420.00</b>	<b>24,684,316.00</b>	<b>26,522,779.00</b>
<b>PERCENTAGE INCREASE -- TOTAL LEVY FROM PRIOR YR</b>	<b>2.0%</b>	<b>2.3%</b>	<b>7.4%</b>

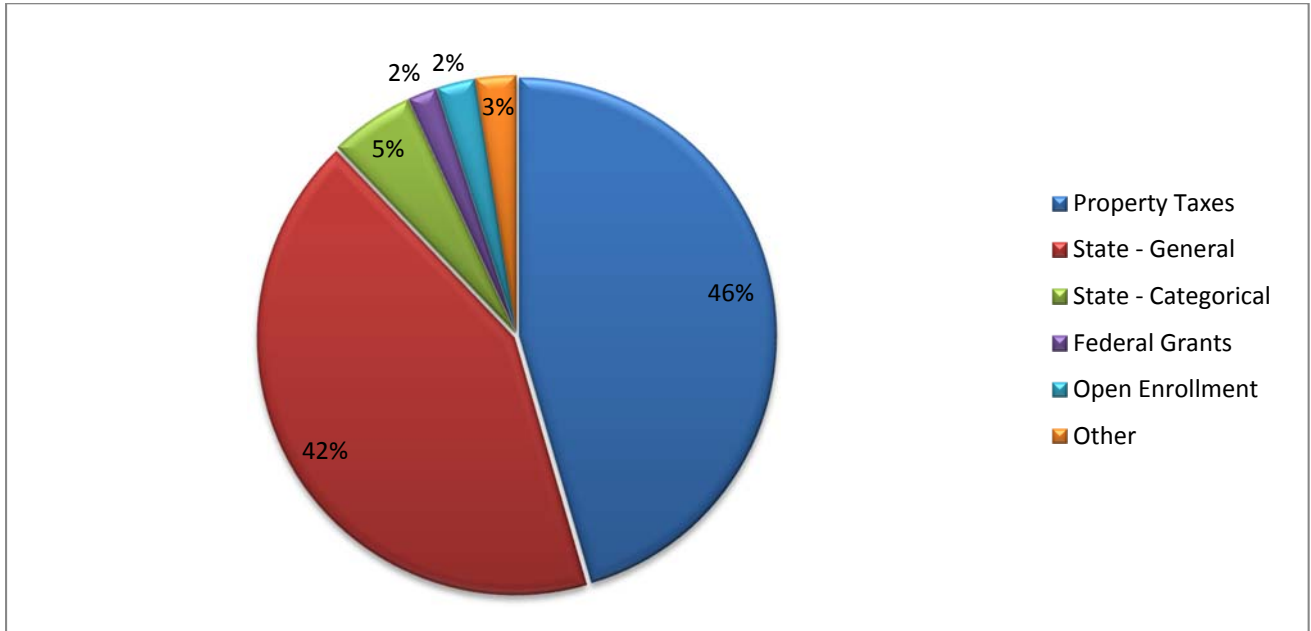
The 2015-2016 tax base increases to \$2,285,501,808 or \$112,388,626 higher than 2014-2015. This change equates to a 5.2% increase. The 2015-2016 tax rate (tax levy/tax base) increases to \$11.60 or \$.24 higher than 2014-2015. This increase equates to a 2.1% increase. The school tax on a \$200,000 home increases from \$2,272 to \$2,320 or \$48 higher (assuming home had assessment change of 0%).

A summary of the expenditures showing two years of historical information and the proposed 2015-2016 budget is shown below. Fund 72 and 73 are not included in the summary below.

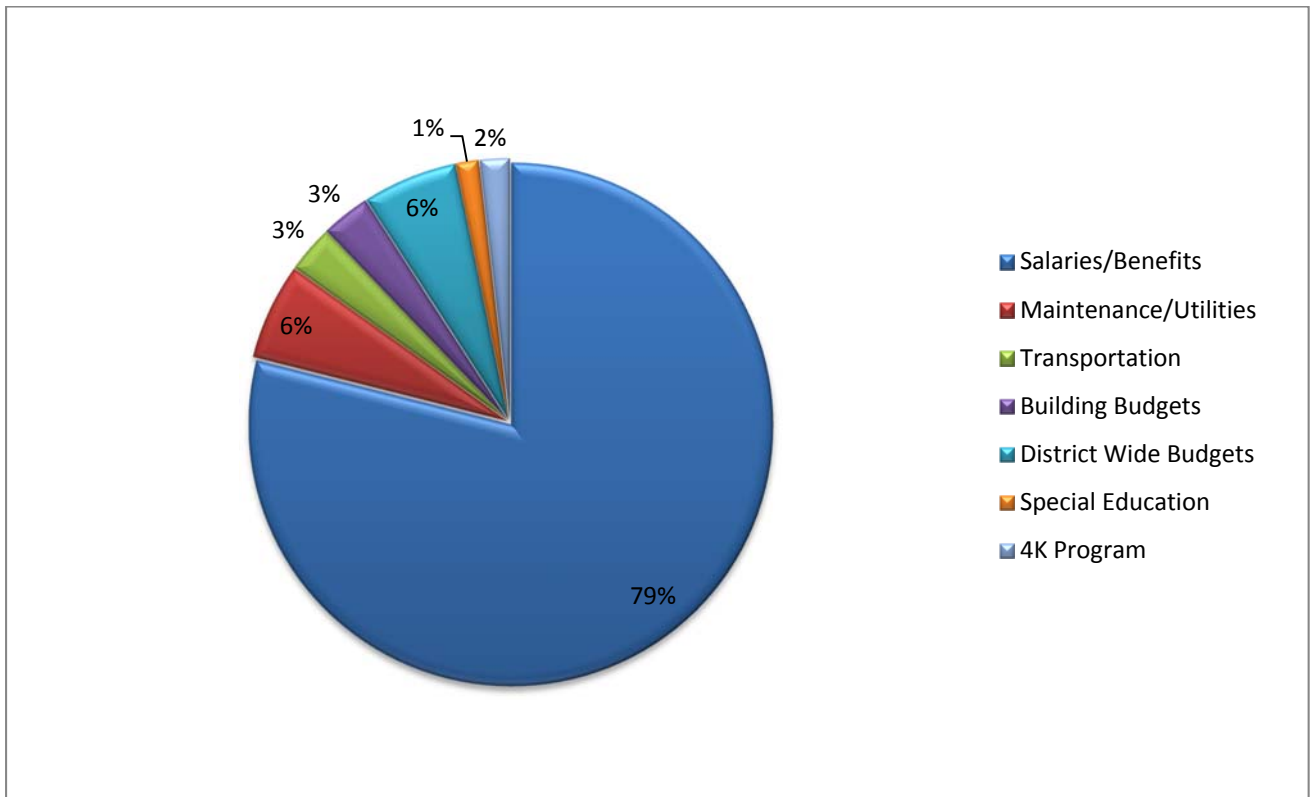
Total Expenditures and Other Financing Uses			
ALL FUNDS	Audited 2013-2014	Unaudited 2014-2015	Proposed 2015-2016
<b>GROSS TOTAL EXPENDITURES -- ALL FUNDS</b>	53,772,806.62	69,255,084.20	97,996,316.00
Interfund Transfers (Source 100) - ALL FUNDS	4,133,427.14	4,104,357.26	4,205,237.00
Refinancing Expenditures (FUND 30)	0.00	10,201,672.34	0.00
<b>NET TOTAL EXPENDITURES – ALL FUNDS</b>	49,639,379.48	54,949,054.60	93,791,079.00
<b>PERCENTAGE INCREASE – NET TOTAL FUND EXPENDITURES FROM PRIOR YEAR</b>		<b>10.70%</b>	<b>70.69%</b>

# Waunakee Community School District

## Where do the revenues come from? (Funds 10 and 27)



## What are the expenditures spent on? (Funds 10 and 27)



Each fund is presented in more detail on the following pages.



# Waunakee Community School District

## General Fund 10

**Purpose of Fund:** The purpose of the general fund 10 is to account for the educational programs and operations of the school district, excluding special education programs.

	2014-2015	2015-2016	\$ Change	% Change
<b>Revenues:</b>				
Property Taxes	19,289,802	20,526,360	1,236,558	6%
Admissions	66,500	74,500	8,000	12%
Interest	5,000	7,500	2,500	50%
Student Fees	378,820	366,560	-12,260	-3%
Rentals	15,000	57,500	42,500	283%
Resales	38,868	38,868	0	0%
Non-Capital Sales	2,000	2,000	0	0%
Other District Payments	0	2,000	2,000	--
Fundraising	49,800	49,800	0	0%
Miscellaneous	10,000	10,000	0	0%
Tuition – OE	1,121,315	1,071,214	-50,101	-4%
Transportation Aid	55,000	57,000	2,000	4%
Library Aid	107,758	128,351	20,593	19%
Equalization Aid	19,355,837	19,119,930	-235,907	-1%
Computer Aid	56,777	72,044	15,267	27%
Payment Lieu Taxes	26,600	26,600	0	0%
Property Sales	0	10,000	10,000	--
Lease	0	231,966	231,966	--
Aidable Refund	80,000	100,000	20,000	25%
Title 1 Grant	125,193	102,329	-22,864	-18%
Title 2 Grant	42,000	38,450	-3,550	-8%
Title 3 Grant	8,296	7,938	-358	-4%
Perkins Grant	16,005	17,404	1,399	9%
Federal Flo-Through	65,000	97,000	32,000	49%
State Cat. Aid	572,550	585,900	13,350	2%
State Grants	0	0	0	--
Medicaid	125,000	50,000	-75,000	0%
<b>Total Revenues</b>	<b>41,613,121</b>	<b>42,851,214</b>	<b>1,238,093</b>	<b>3%</b>

The 2015-16 grant budgets have been updated at this time.

The 2015-16 open enrollment budgets have been adjusted based on actual student attendance in the fall of 2015.

The state equalization aid/property tax budgets have been revised based on the aid certification from the Department of Public Instruction.

The interest earnings/interest expenses for borrowings have been revised in the fall of 2015 based on market conditions.

## Waunakee Community School District

	2014-2015	2015-2016	\$ Change	% Change
<b>Expenditures:</b>				
Personnel Costs	\$29,221,629	\$29,838,576	\$616,947	2%
Prairie School	\$137,693	\$141,770	\$4,077	3%
Heritage School	\$74,711	\$76,727	\$2,016	3%
Arboretum School	\$135,804	\$137,488	\$1,684	1%
Intermediate School	\$142,747	\$146,305	\$3,558	2%
Middle School	\$188,828	\$179,335	(\$9,493)	-5%
High School	\$510,073	\$517,564	\$7,491	1%
Athletics	\$172,442	\$166,682	(\$5,760)	-3%
Utilities	\$1,242,000	\$1,260,135	\$18,135	1%
Maintenance	\$1,029,600	\$1,429,202	\$399,602	39%
Transportation	\$1,300,920	\$1,272,000	(\$28,920)	-2%
Textbooks	\$210,000	\$210,000	\$0	0%
Technology	\$515,976	\$462,897	(\$53,079)	-10%
Business/District Wide	\$1,727,764	\$1,966,021	\$238,257	14%
Transfer to Fund 27	\$4,178,259	\$4,205,237	\$26,978	1%
4K Program	\$812,800	\$829,400	\$16,600	2%
Total Expenditures	\$41,601,246	\$42,839,339	\$1,238,093	3%
<b>Rev-Exp</b>	\$11,875	\$11,875	\$0	0%
<b>Beg Fund Balance</b>	\$7,406,097	\$8,275,544	\$869,447	12%
<b>End Fund Balance</b>	\$8,275,544	\$8,287,419	\$11,875	0%

### Overall considerations for Fund 10:

- The budget has a positive balance.
- The revenue cap increase is actual based on the September 2015 student count and a \$0/student increase.
- The state equalization aid certification has been provided at this time.
- A general contingency of \$100,000 is included in the budget.
- The personnel budget includes no compensation increase, a 5% increase in health/dental rates and FTE changes as presented on the next page.
- The 4K program budget has been adjusted in the fall based on actual enrollment.

## Waunakee Community School District

### Additional Positions

<u>Building</u>	<u>Position</u>	<u>FTE</u>
Prairie	Classroom Teacher	+1.0
Heritage	Classroom Teacher	0
Arboretum	Classroom Teacher	-1.0
K-4 Buildings	Classroom Teacher	0
	Para-Educators	0
Intermediate School	Classroom Teacher	0
	Para-Educators	0
Middle School	Classroom Teacher	0
	Para-Educators	0
High School	Spanish Teacher	+0.50
	Art Teacher	+0.42
	Physical Ed Teacher	+0.25
	Health Assistant	+1.0
Special Ed. – Fund 27	Teacher	0
	Para-Educators	-4.2
	Behavior Coach	1.0
	School Psychologist	.40
Multiple	Shared Teaching Staff	0
Overloads		0
Community Education		0
<b>Total Additional Staffing</b>		<b>-0.63</b>
(Fund 10)		2.17
(Fund 27)		-2.80
(Fund 80)		0

## Waunakee Community School District

### Fund 21

**Purpose of Fund:** The purpose of the Special Revenue Trust Fund 21 is to account for gifts specified by donors to be used for operating purposes.

	2014-2015	2015-2016	\$ Change	% Change
<b>Revenues:</b>				
Gifts	\$285,000	\$339,800	\$54,800	19%
<b>Total Revenues</b>	<b>\$285,000</b>	<b>\$339,800</b>	<b>\$54,800</b>	<b>19%</b>
<b>Expenditures:</b>				
Arboretum School	\$0	\$0	\$0	--
Heritage School	\$10,000	\$10,000	\$0	0%
Prairie School	\$10,000	\$5,000	(\$5,000)	0%
Intermediate School	\$0	\$6,000	\$6,000	--
Middle School	\$5,000	\$2,000	(\$3,000)	0%
High School	\$50,000	\$84,500	\$34,500	0%
Athletics	\$200,000	\$217,300	\$17,300	9%
District Wide	\$5,000	\$55,000	\$50,000	1000%
Special Education	\$5,000	\$10,000	\$5,000	0%
<b>Total Expenditures</b>	<b>\$285,000</b>	<b>\$389,800</b>	<b>\$104,800</b>	<b>37%</b>
<b>Rev – Exp:</b>	<b>\$0</b>	<b>(\$50,000)</b>	<b>(\$50,000)</b>	<b>--</b>
<b>Beg Fund Balance</b>	<b>\$54,305</b>	<b>\$118,628</b>	<b>\$64,323</b>	<b>118%</b>
<b>End Fund Balance</b>	<b>\$118,628</b>	<b>\$68,628</b>	<b>(\$50,000)</b>	<b>-42%</b>

The budget has been updated in the fall of 2015 based on actual activity during the 2014-15 fiscal year.

## Waunakee Community School District

### Special Education Fund 27

**Purpose of Fund:** The purpose of the special education Fund 27 is to account for all of the special education programs and operations in the school district.

	2014-15	2015-16	\$ Change	% Change
<b>Revenues:</b>				
Federal Grant PS	\$12,905	\$12,905	\$0	0%
Federal Grant FT	\$581,355	\$556,878	(\$24,477)	-4%
State Aid	\$1,580,000	\$1,550,000	(\$30,000)	-2%
Transfer In Fund 10	\$4,178,259	\$4,205,237	\$26,978	1%
Medicaid	\$45,000	\$130,000	\$85,000	189%
Transit of State Aid	\$5,500	\$7,000	\$1,500	27%
Staff Development	\$0	\$0	\$0	--
Open Enrollment Tuition	\$0	\$29,738	\$29,738	--
<b>Total Revenues</b>	<b>\$6,403,019</b>	<b>\$6,491,758</b>	<b>\$88,739</b>	<b>1%</b>
<b>Expenditures:</b>				
Personnel Costs	\$5,691,546	\$5,783,262	\$91,716	2%
Pupil Services Budget	\$34,213	\$34,213	\$0	0%
Transportation	\$50,000	\$65,000	\$15,000	30%
Consultant – Vision	\$15,000	\$15,000	\$0	0%
Sun Prairie - Hearing	\$8,000	\$16,000	\$8,000	100%
Federal Grant FT	\$581,355	\$556,878	(\$24,477)	-4%
Federal Grant PS	\$12,905	\$12,905	\$0	0%
Medicaid	\$10,000	\$8,500	(\$1,500)	-15%
Staff Development	\$0	\$0	\$0	--
<b>Total Expenditures</b>	<b>\$6,403,019</b>	<b>\$6,491,758</b>	<b>\$88,739</b>	<b>1%</b>
<b>Rev – Exp:</b>	<b>\$0</b>	<b>\$0</b>	<b>\$0</b>	<b>---</b>
<b>Beg Fund Balance</b>	<b>\$0</b>	<b>\$0</b>	<b>\$0</b>	<b>---</b>
<b>End Fund Balance</b>	<b>\$0</b>	<b>\$0</b>	<b>\$0</b>	<b>---</b>

The personnel budget includes an estimated total compensation increase.

The 2015-16 flo-through and pre-school grant budgets are available at this time.

## Waunakee Community School District

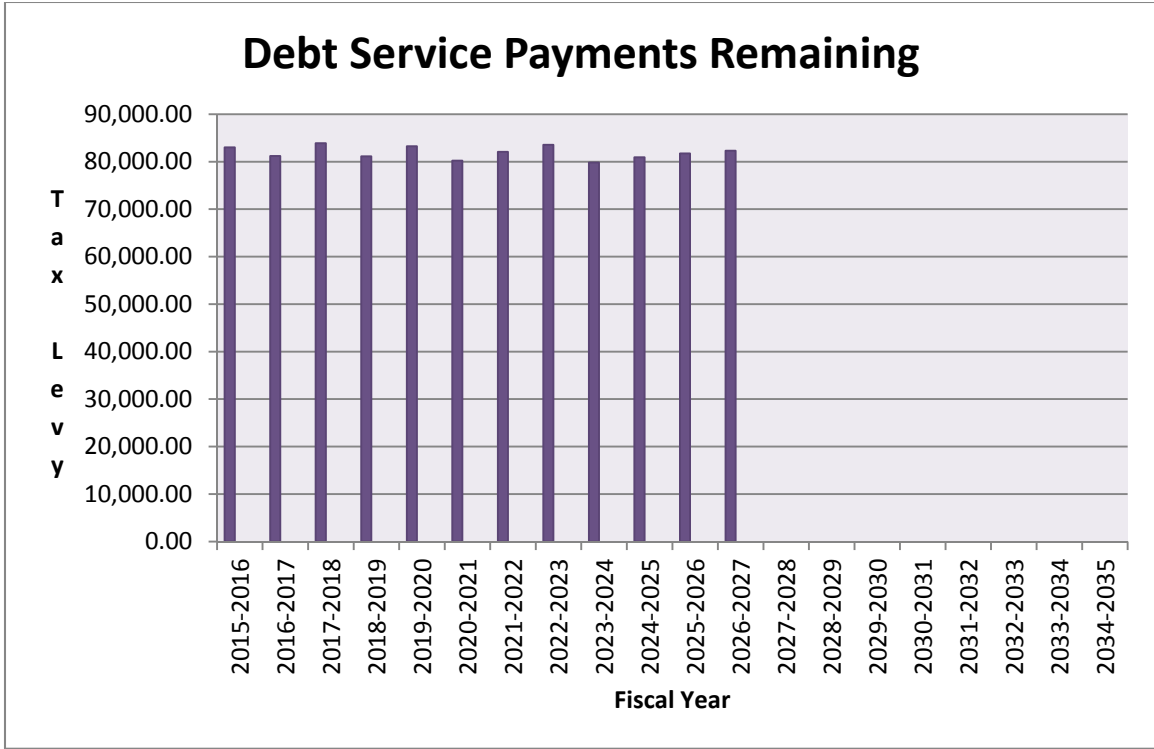
### Non – Referendum Debt Service Fund 38

**Purpose of Fund:** The purpose of the debt service fund 38 is to repay prior debts borrowed without authority of an approved referendum.

	2014-2015	2015-2016	\$ Change	% Change
<b>Revenues:</b>				
Refinancing	\$0	\$0	\$0	---
Interest Earned	\$0	\$0	\$0	---
Property Taxes	\$79,772	\$83,030	\$3,258	4%
<b>Total Revenues</b>	<b>\$79,772</b>	<b>\$83,030</b>	<b>\$3,258</b>	<b>4%</b>
<b>Expenditures:</b>				
Refinancing	\$0	\$0	\$0	---
Interest Owed	\$40,592	\$38,952	(\$1,640)	-4%
Principal Owed	\$40,000	\$45,000	\$5,000	13%
<b>Total Expenditures</b>	<b>\$80,592</b>	<b>\$83,952</b>	<b>\$3,360</b>	<b>4%</b>
<b>Rev-Exp:</b>	<b>(\$820)</b>	<b>(\$922)</b>	<b>(\$102)</b>	<b>12%</b>
<b>Beg Fund Balance</b>	<b>\$20,453</b>	<b>\$19,633</b>	<b>(\$820)</b>	<b>-4%</b>
<b>End Fund Balance</b>	<b>\$19,633</b>	<b>\$18,711</b>	<b>(\$922)</b>	<b>-5%</b>

This borrowing was used to partially finance the purchase of 905 Bethel Circle.  
The following graph and table reflects the future tax levies (1 borrowing) in this fund.

# Waunakee Community School District



FISCAL YEAR	AMOUNT DUE
2015-2016	83,030.00
2016-2017	81,185.00
2017-2018	83,887.50
2018-2019	81,137.50
2019-2020	83,250.00
2020-2021	80,225.00
2021-2022	82,062.50
2022-2023	83,543.75
2023-2024	79,806.25
2024-2025	80,925.00
2025-2026	81,756.25
2026-2027	82,300.00
2027-2028	0
2028-2029	0
2029-2030	0
2030-2031	0
2031-2032	0
2032-2033	0
2033-2034	0
2034-2035	0
<b>TOTAL DUE</b>	<b>\$983,108.75</b>

## Waunakee Community School District

### Debt Service Fund 39

**Purpose of Fund:** The purpose of the debt service fund 39 is to repay prior debts borrowed with authority of an approved referendum.

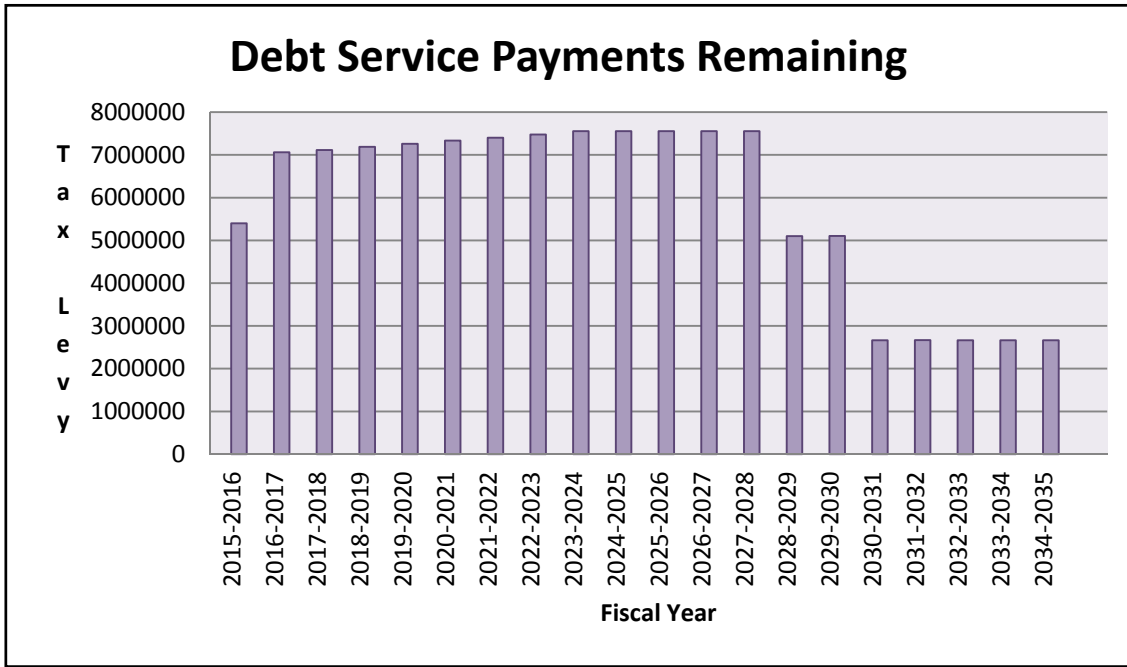
	2014-2015	2015-2016	\$ Change	% Change
<b>Revenues:</b>				
Premium	\$0	\$0	\$0	--
Refinancing	\$0	\$0	\$0	--
Interest Earned	\$1,000	\$1,000	\$0	0%
Property Taxes	\$4,801,046	\$5,402,276	\$601,230	13%
Interest Rebate	\$260,000	\$260,000	\$0	0%
Total Revenues:	\$5,062,046	\$5,663,276	\$601,230	12%
<b>Expenditures:</b>				
Refinancing	\$0	\$0	\$0	--
Interest Owed	\$1,824,954	\$3,103,764	\$1,278,810	70%
Principal Owed	\$3,295,000	\$3,480,000	\$185,000	6%
Other Debts	\$7,500	\$8,500	\$1,000	13%
Total Expenditures	\$5,127,454	\$6,592,264	\$1,464,810	29%
<b>Rev – Exp:</b>	(\$65,408)	(\$928,988)	(\$863,580)	1320%
<b>Beg Fund Balance</b>	\$1,066,164	\$3,029,811	\$1,963,647	184%
<b>End Fund Balance</b>	\$3,029,811	\$2,029,055	(\$1,000,756)	-33%

The following graph and table reflects the future tax levies (11 borrowings) in this fund.

This information has been updated after the completion of the November 2014 referendum financial package.



# Waunakee Community School District



FISCAL YEAR	AMOUNT DUE
2015-2016	5,400,780
2016-2017	7,061,261
2017-2018	7,114,904
2018-2019	7,188,537
2019-2020	7,261,187
2020-2021	7,333,577
2021-2022	7,402,992
2022-2023	7,478,049
2023-2024	7,555,503
2024-2025	7,556,982
2025-2026	7,553,619
2026-2027	7,553,794
2027-2028	7,554,894
2028-2029	5,101,158
2029-2030	5,105,336
2030-2031	2,663,488
2031-2032	2,666,000
2032-2033	2,662,431
2033-2034	2,661,344
2034-2035	2,662,575
<b>TOTAL DUE</b>	<b>\$117,538,410</b>

## Waunakee Community School District

### Capital Expansion Fund 41

**Purpose of Fund:** The purpose of the capital expansion fund 41 is to account for capital expenditures related to buildings and sites.

	2014-2015	2015-2016	\$ Change	% Change
<b>Revenues:</b>				
Property Taxes	\$209,296	\$209,296	\$0	0%
Total Revenues	\$209,296	\$209,296	\$0	0%
<b>Expenditures:</b>				
Maintenance Projects	\$299,331	\$209,296	(\$90,035)	-30%
Total Expenditures	(\$90,035)	\$209,296	\$299,331	-332%
<b>Rev – Exp:</b>	\$0	\$0	\$0	--
<b>Beg Fund Balance</b>	\$90,035	\$207,037	\$117,002	130%
<b>End Fund Balance</b>	\$207,037	\$207,037	\$117,002	--

The intent of this fund is to segregate the budget for capital projects related to existing buildings. This fund is within the revenue cap, and the existing capital projects budget was transferred from Fund 10 to Fund 41. This fund will be increased by \$300,000 as the November 2014 operational funds referendum is phased in by 2017-2018.

## Waunakee Community School District

### Capital Projects Fund 49

**Purpose of Fund:** The purpose of the capital projects fund 49 is to account for referendum approved remodeling/maintenance projects.

	2014-2015	2015-2016	\$ Change	% Change
<b>Revenues:</b>				
Bond Sales	\$0	\$0	\$0	0%
Interest Earned	\$0	\$0	\$0	0%
Total Revenues	\$0	\$0	\$0	0%
<b>Expenditures:</b>				
Intermediate School	\$0	\$35,000,000	\$35,000,000	0%
Prairie School	\$0	\$3,000,000	\$3,000,000	0%
Heritage School	\$0	\$1,000,000	\$1,000,000	0%
Total Expenditures	\$0	\$39,000,000	\$39,000,000	0%
<b>Rev – Exp:</b>	\$0	(\$39,000,000)	(\$39,000,000)	-
<b>Beg Fund Balance</b>	\$0	\$40,921,114	\$40,921,114	-
<b>End Fund Balance</b>	\$40,921,114	\$1,921,114	(\$39,000,000)	-

The November 2014 referendum proceeds are accounted for in this fund. The 2014-15 budget was amended by the School Board in June. A majority of the funds will be spent during the 2015-2016 fiscal year.

## Waunakee Community School District

### Food Service Fund 50

**Purpose of Fund:** The purpose of the food service fund 50 is to account for the food service program.

	2014-2015	2015-2016	\$ Change	% Change
<b>Revenues:</b>				
Milk Sales	\$129,000	\$86,000	(\$43,000)	-33%
Ala-Carte Sales	\$642,000	\$688,790	\$46,790	7%
Lunch Sales-Students	\$631,000	\$630,000	(\$1,000)	0%
Lunch Sales-Adults	\$12,000	\$11,000	(\$1,000)	-8%
Lunch-Dane County	\$85,000	\$93,000	\$8,000	9%
Lunch Federal Aid	\$162,000	\$152,000	(\$10,000)	-6%
Lunch Commodities	\$34,000	\$53,000	\$19,000	56%
Catering	\$41,000	\$23,000	(\$18,000)	-44%
Lunch State Aid	\$9,000	\$12,000	\$3,000	33%
Breakfast Grant	\$0	\$0	\$0	---
Breakfast State Aid	\$1,000	\$1,500	\$500	50%
Breakfast Sales	\$10,000	\$16,000	\$6,000	60%
Breakfast Federal Aid	\$15,000	\$15,000	\$0	0%
<b>Total Revenues</b>	<b>\$1,771,000</b>	<b>\$1,781,290</b>	<b>\$10,290</b>	<b>1%</b>
<b>Expenditures:</b>				
Contracted Services	\$750,000	\$730,000	(\$20,000)	-3%
Food Purchase	\$727,000	\$775,000	\$48,000	7%
Other Supplies	\$65,000	\$75,000	\$10,000	15%
Equipment Purchase	\$20,000	\$30,337	\$10,337	52%
Software/Tech Costs	\$30,000	\$31,000	\$1,000	3%
Personnel Costs	\$96,000	\$82,953	(\$13,047)	-14%
Utility Costs	\$55,000	\$55,000	\$0	0%
Breakfast Grant	\$0	\$0	\$0	---
Commodity Charges	\$28,000	\$2,000	(\$26,000)	-93%
<b>Total Expenditures</b>	<b>\$1,771,000</b>	<b>\$1,781,290</b>	<b>\$10,290</b>	<b>1%</b>
<b>Rev-Exp:</b>	<b>\$0</b>	<b>\$0</b>	<b>\$0</b>	<b>--</b>
<b>Beg Fund Balance</b>	<b>\$288,250</b>	<b>\$245,495</b>	<b>(\$42,755)</b>	<b>-15%</b>
<b>End Fund Balance</b>	<b>\$245,495</b>	<b>\$245,495</b>	<b>\$0</b>	<b>0%</b>

The food service program is contracted out to Taher, Inc. The Dane County lunch program provides meals to community members and the revenue is received from the Dane County Department of Health and Human Services. The budget for this fund has been updated after School Board approval of the 2015-2016 fees.

## Waunakee Community School District

### Private Benefit Trust Fund 72

**Purpose of Fund:** The purpose of the private benefit trust fund 72 is to account for student scholarships with non-expendable balances (only the interest can be paid out) and expendable balances (principal and interest can be paid out).

	2014-2015	2015-2016	\$ Change	% Change
<b>Revenues:</b>				
Interest	\$1,000	\$500	(\$500)	-50%
Gifts	\$10,000	\$5,000	(\$5,000)	-50%
Total Revenues	\$11,000	\$5,500	(\$5,500)	-50%
<b>Expenditures:</b>				
Scholarships	\$25,000	\$21,000	(\$4,000)	-16%
Total Expenditures	\$25,000	\$21,000	(\$4,000)	-16%
<b>Rev-Exp:</b>	(\$14,000)	(\$15,500)	(\$1,500)	11%
<b>Beg Fund Balance</b>	\$328,363	\$314,349	(\$14,014)	-4%
<b>End Fund Balance</b>	\$314,349	\$298,849	(\$15,500)	-5%

This fund accounts for the scholarships paid from the Cooper, Ripp, Knudson, Golden Wauna, Endres, Statz, Wipperfurth, Aiello, Ziegler and Wagner scholarships.

The budget has been updated in the fall of 2015 based on actual activity during the 2014-15 fiscal year.

## Waunakee Community School District

### Employee Benefit Trust Fund 73

**Purpose of Fund:** The purpose of the employee benefit trust fund 73 is to account for formally established benefit pension plans, defined contribution plans, or employee benefit plans.

	2014-2015	2015-2016	\$ Change	% Change
<b>Revenues:</b>				
Interest – AUL Trust	\$6,000	\$5,000	(\$1,000)	-17%
Interest – HRA Trust	\$200,000	\$50,000	(\$150,000)	-75%
Employer Contributions - AUL	\$545,115	\$508,468	(\$36,647)	-7%
Employee Contributions – AUL	\$25,000	\$5,000	(\$20,000)	-80%
Employer Contributions – HRA	\$274,884	\$293,256	\$18,372	7%
Employee Contributions – HRA	\$0	\$0	\$0	--
<b>Total Revenues</b>	<b>\$1,050,999</b>	<b>\$861,724</b>	<b>(\$189,275)</b>	<b>-18%</b>
<b>Expenditures:</b>				
Disbursements – AUL	\$350,000	\$400,000	\$50,000	14%
Disbursements – HRA	\$0	\$0	\$0	--
Disbursements - Implicit Rate	\$139,106	\$123,870	(\$15,236)	0%
<b>Total Expenditures</b>	<b>\$489,106</b>	<b>\$523,870</b>	<b>\$34,764</b>	<b>7%</b>
<b>Rev – Exp:</b>	<b>\$561,893</b>	<b>\$337,854</b>	<b>(\$224,039)</b>	<b>-40%</b>
<b>Beg Fund</b>	<b>\$2,672,672</b>	<b>\$3,071,197</b>	<b>\$398,525</b>	<b>15%</b>
<b>End Fund</b>	<b>\$3,071,197</b>	<b>\$3,409,051</b>	<b>\$337,854</b>	<b>11%</b>

This budget has been updated in the fall of 2015 based on the final retirement benefits for the 2014-2015 retirees.

## Waunakee Community School District

### Community Service Fund 80

**Purpose of Fund:** The purpose of the community service fund 80 is to account for community activities such as adult education, recreation, athletic camps, and other related community programs.

	2014-2015	2015-2016	\$ Change	% Change
<b>Revenues:</b>				
Property Taxes	\$304,400	\$301,817	(\$2,583)	-1%
Athletic Camps	\$59,500	\$61,000	\$1,500	3%
Adult Staff Dev.	\$0	\$0	\$0	--
Cable Television	\$0	\$0	\$0	--
Community Ed/Rec.	\$99,500	\$71,000	(\$28,500)	-29%
Science Camp	\$8,460	\$9,800	\$1,340	16%
Arboretum Camp	\$7,200	\$0	(\$7,200)	-100%
<b>Total Revenues</b>	<b>\$479,060</b>	<b>\$443,617</b>	<b>(\$35,443)</b>	<b>-7%</b>
<b>Expenditures:</b>				
Community Education	\$157,500	\$87,056	(\$70,444)	-45%
Athletic Camps	\$59,500	\$61,000	\$1,500	3%
Middle School Athletics	\$0	\$111,347	\$111,347	--
Community Ed/Swim	\$136,100	\$107,427	(\$28,673)	-21%
Maintenance	\$30,000	\$5,000	(\$25,000)	-83%
Public Safety	\$80,300	\$61,987	(\$18,313)	-23%
Science Camp	\$8,460	\$9,800	\$1,340	16%
Arboretum Camp	\$7,200	\$0	(\$7,200)	-100%
<b>Total Expenditures</b>	<b>\$479,060</b>	<b>\$443,617</b>	<b>(\$35,443)</b>	<b>-7%</b>
<b>Rev – Exp:</b>	<b>\$0</b>	<b>\$0</b>	<b>\$0</b>	<b>--</b>
<b>Beg Fund Balance</b>	<b>\$138,482</b>	<b>\$233,441</b>	<b>\$94,959</b>	<b>69%</b>
<b>End Fund Balance</b>	<b>\$233,441</b>	<b>\$233,441</b>	<b>\$0</b>	<b>0%</b>

A community service fund tax levy covers the administrative costs of the community education program and other costs such as custodial, maintenance, public safety, middle school athletics and personnel costs not charged to the community through user fees. The Governor signed legislation requiring the DPI to define allowable costs in Fund 80. Some of the costs in Fund 80 in 2014-15 have been transferred into Fund 10 for 2015-16.

The budget has been updated in the fall of 2015 based on actual activity during the 2014-15 fiscal year.

## Waunakee Community School District

### Other Cooperative Fund 99

**Purpose of Fund:** The purpose of the other cooperative fund 99 is to account for cooperative fiscal agreements made between school districts.

	2014-2015	2015-2016	\$ Change	% Change
<b>Revenues:</b>				
DCNTP	\$100,000	\$165,000	\$65,000	65%
Mentor Grants	\$0	\$0	\$0	---
Total Revenues	\$100,000	\$165,000	\$65,000	65%
<b>Expenditures:</b>				
DCNTP	\$100,000	\$165,000	\$65,000	65%
Mentor Grants	\$0	\$0	\$0	---
Total Expenditures	\$100,000	\$165,000	\$65,000	65%
<b>Rev – Exp:</b>	\$0	\$0	\$0	---
<b>Beg Fund Balance</b>	\$0	\$0	\$0	---
<b>End Fund Balance</b>	\$0	\$0	\$0	---

The Dane County New Teacher project is accounted for in this fund. This project is the new teacher mentoring program with 14 participating districts. Each district pays a share of the total costs of this program.