



Update:

Growth Progress Measures 1 & 2

February 18, 2025



Purpose:

**Provide progress updates utilizing January 2025
assessment data for:**

- **Goal Progress Measures 1: Reading**
- **Goal Progress Measure 2: Mathematics**

GPM 1



Goal 1: The percentage of 3rd grade students who score Meets grade level or above on STAAR Reading will increase from 25% to 53% by June 2028.

Goal 1 Annual Targets: SY23/24=25%, SY 24/25=32%, SY25/26=39%, SY26/27=46%, SY27/28=53%

Istation Reading % On or Above Grade Level (English)		EOY 2023 - 2024 (Baseline Score)	EOY 2024 - 2025	EOY 2025 - 2026	EOY 2026 - 2027	EOY GOAL 2027 -2028
GPM 1.1	Kinder	33%	40%	47%	54%	61%
GPM 1.2	1st Grade	38%	44%	50%	56%	62%
GPM 1.3	2nd Grade	37%	47%	49%	55%	61%
GPM 1.4	3rd Grade	43%	48%	53%	58%	63%
Istation Lectura % On or Above Grade Level (Spanish)		EOY 2023 - 2024 (Baseline Score)	EOY 2024 - 2025	EOY 2025 - 2026	EOY 2026 - 2027	EOY GOAL 2027 -2028
GPM 1.1	Kinder	34%	64%	69%	74%	79%
GPM 1.2	1st Grade	39%	62%	67%	73%	78%
GPM 1.3	2nd Grade	35%	41%	46%	51%	56%
GPM 1.4	3rd Grade	17%	37%	42%	47%	52%



Insights on Reading Data

- The Istation Reading English Assessment data - only students in monolingual classrooms.
- The Istation Lectura Assessment data - only students new to country (0-3 years) w/ Spanish as native language & students in dual language classrooms.
- Both assessments increase in complexity over the course of the year as students develop their content knowledge.

**The fluency scores for 2nd & 3rd graders are not included in the beginning of year or middle of year data - only reflected in the end of year data. This text fluency addition will impact the end of year scores.*

347	69	62	55	48	42	36	31	27	23	20	20	20
346	69	62	54	47	41	35	31	26	23	20	20	20
345	68	61	53	47	40	35	30	25	22	19	19	19
344	67	60	53	46	39	34	29	25	22	19	19	19
343	66	59	52	45	39	33	29	25	21	19	19	19
342	65	58	51	44	38	33	28	24	21	18	18	18
341	65	57	50	43	37	32	27	24	20	18	18	18
340	64	56	49	42	36	31	27	23	20	17	17	17
339	63	55	48	41	36	31	26	23	19	17	17	17
338	62	54	47	41	35	30	26	22	19	16	16	16
337	61	53	46	40	34	29	25	21	19	16	16	16
336	60	53	45	39	33	29	24	21	18	15	15	15
335	59	52	45	38	33	28	24	20	18	15	15	15
334	58	51	44	37	32	27	23	20	17	14	14	14
333	57	50	43	37	31	27	23	20	17	14	14	14
332	56	49	42	36	30	26	22	19	16	14	14	14
331	55	48	41	35	30	25	22	19	15	14	14	14
330	55	47	40	34	29	25	21	18	16	13	13	13
329	54	46	39	33	28	24	21	18	15	13	13	13
328	53	45	38	33	28	24	20	17	14	12	12	12
327	52	44	38	32	27	23	20	17	14	12	12	12
326	51	43	37	31	26	22	19	16	14	12	12	12
325	50	42	36	30	26	22	19	16	14	12	12	12
324	49	41	35	30	25	21	18	16	13	12	12	12
323	48	41	34	29	24	21	18	15	13	11	11	11
322	47	40	33	28	24	20	17	15	13	11	11	11
321	46	39	33	28	23	20	17	14	12	11	11	11
320	45	38	32	27	23	19	16	14	12	10	10	10
319	44	37	31	26	22	19	16	14	12	10	10	10
318	43	36	30	25	21	18	15	13	11	10	10	10
317	42	35	30	25	21	18	15	13	11	10	10	10
316	41	34	29	24	20	17	15	13	11	9	9	9
315	40	34	28	24	20	17	14	12	10	9	9	9
314	39	33	27	23	19	16	14	12	10	9	9	9
313	38	32	27	22	19	16	13	11	10	9	9	9
312	37	31	26	22	18	15	13	11	10	8	8	8
311	36	30	25	21	18	15	13	11	9	8	8	8
310	35	29	24	20	17	14	12	11	9	8	8	8
309	35	29	24	20	17	14	12	10	9	8	8	8
308	34	28	23	19	16	14	12	10	9	7	7	7
307	33	27	22	19	16	13	11	10	8	7	7	7
306	32	26	22	18	15	13	11	9	8	7	7	7
305	31	26	21	18	15	13	11	9	8	7	7	7
304	30	25	21	17	14	12	10	9	8	7	7	7
303	29	24	20	17	14	12	10	9	7	6	6	6
302	28	23	19	16	14	11	10	8	7	6	6	6
301	28	23	19	16	13	11	9	8	7	6	6	6
300	27	22	18	15	13	11	9	8	7	6	6	6
299	26	21	18	15	12	10	9	8	7	6	6	6
298	25	21	17	14	12	10	9	7	6	6	6	6
297	24	20	17	14	12	10	8	7	6	5	5	5
296	24	19	16	13	11	9	8	7	6	5	5	5
295	23	19	16	13	11	9	8	7	6	5	5	5
294	22	18	15	13	11	9	8	6	6	5	5	5
293	22	18	15	12	10	9	7	6	5	5	5	5
292	21	17	14	12	10	8	7	6	5	5	5	5
291	20	17	14	11	9	8	7	6	5	5	5	5

Accelerated growth

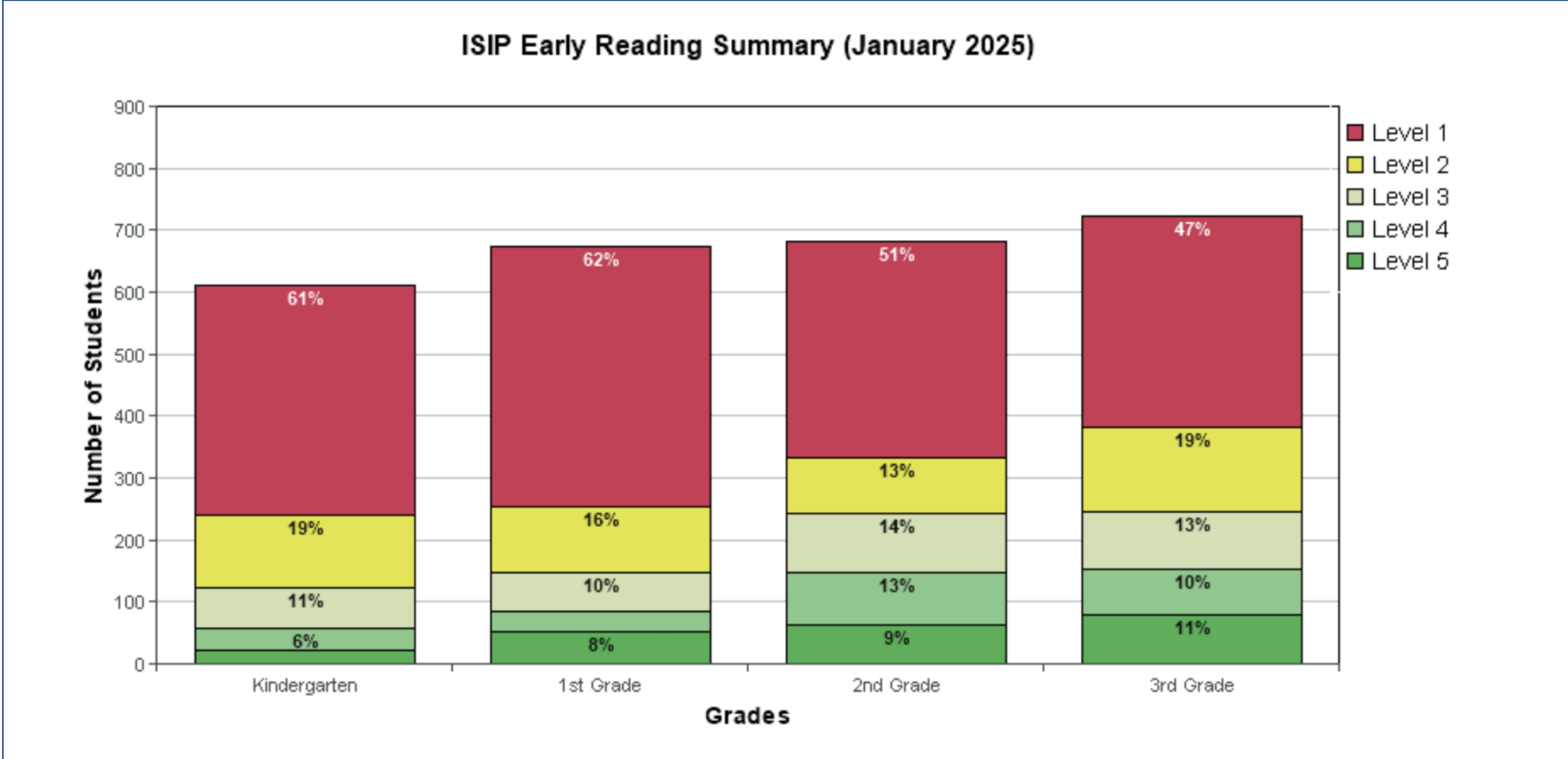
=

increase in percentile rank from month to month for Levels 1, 2, & 3

 = accelerated growth

 = maintaining growth

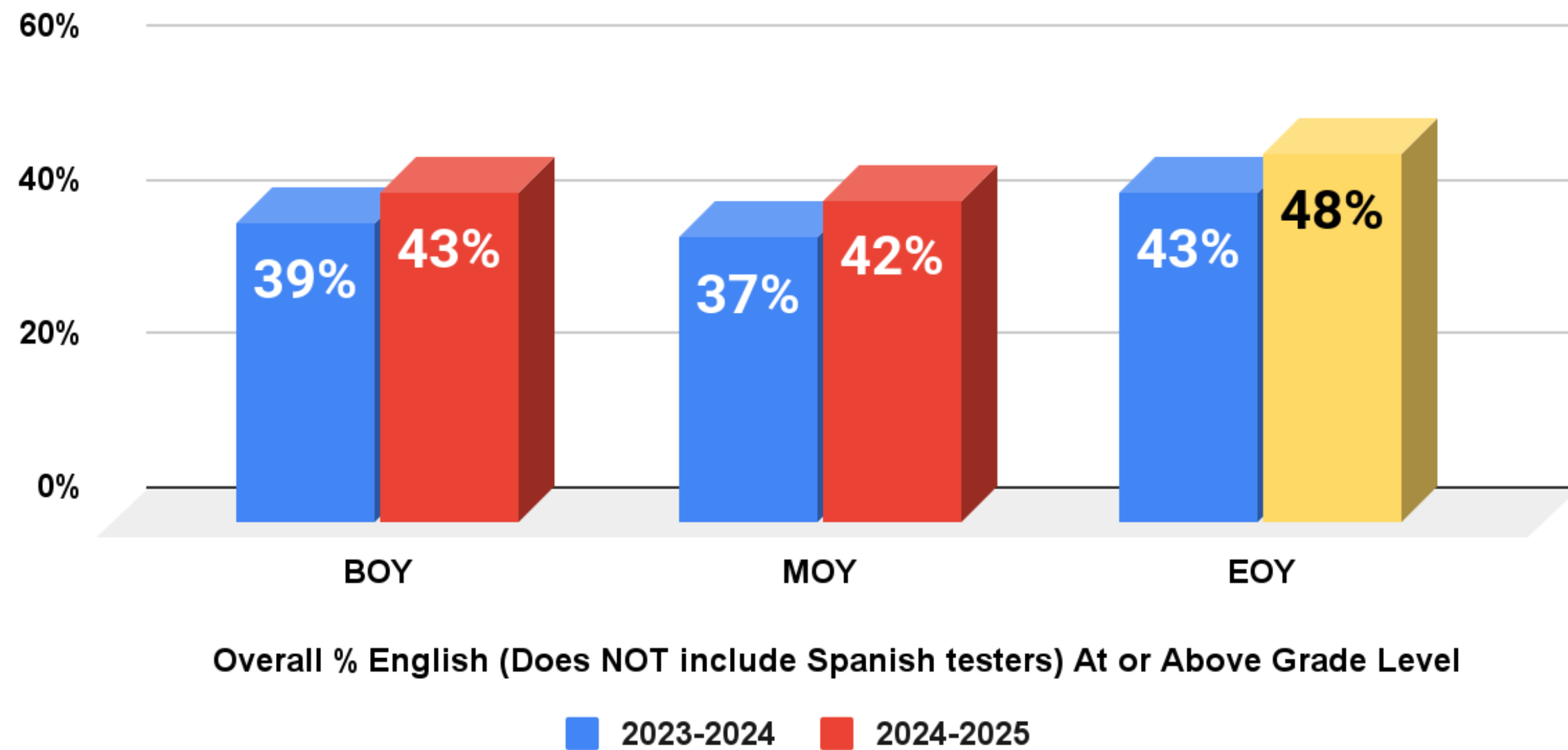
ISIP Early Reading Summary January 2025



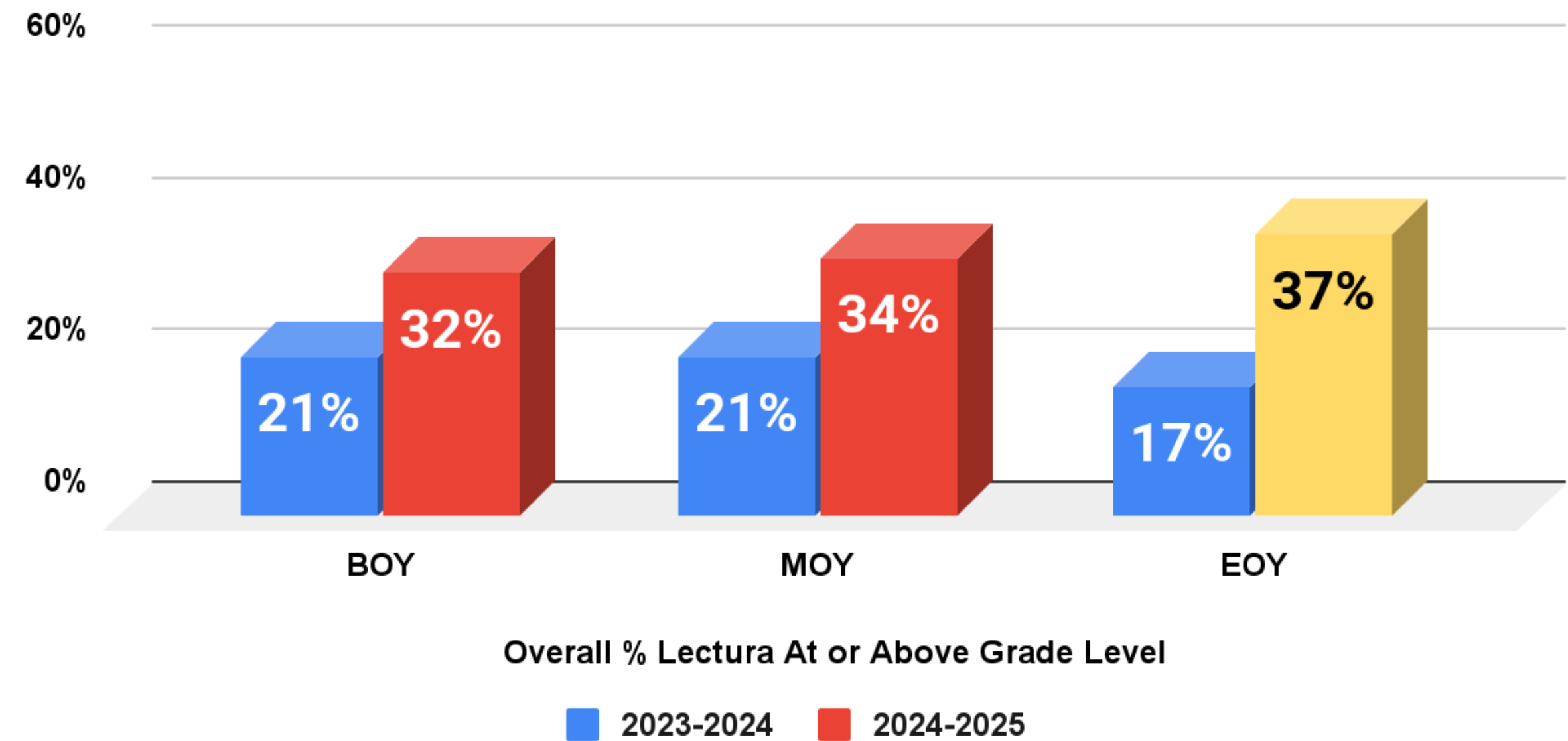
3rd Graders On or Above Grade Level: MOY Istation Reading Data Comparison



MOY Istation Reading Comparison: Third (English)



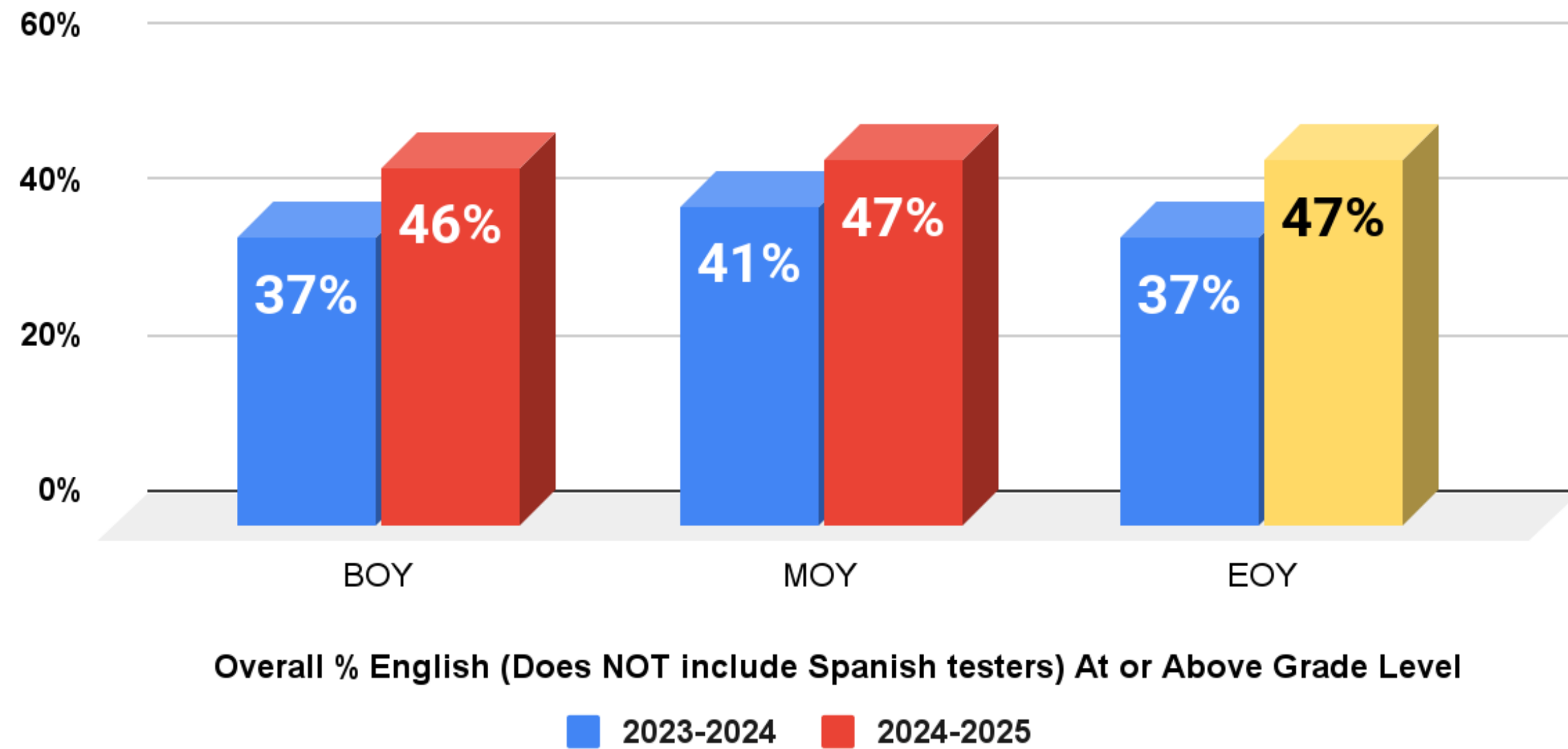
MOY Istation Reading Comparison: Third (Spanish)



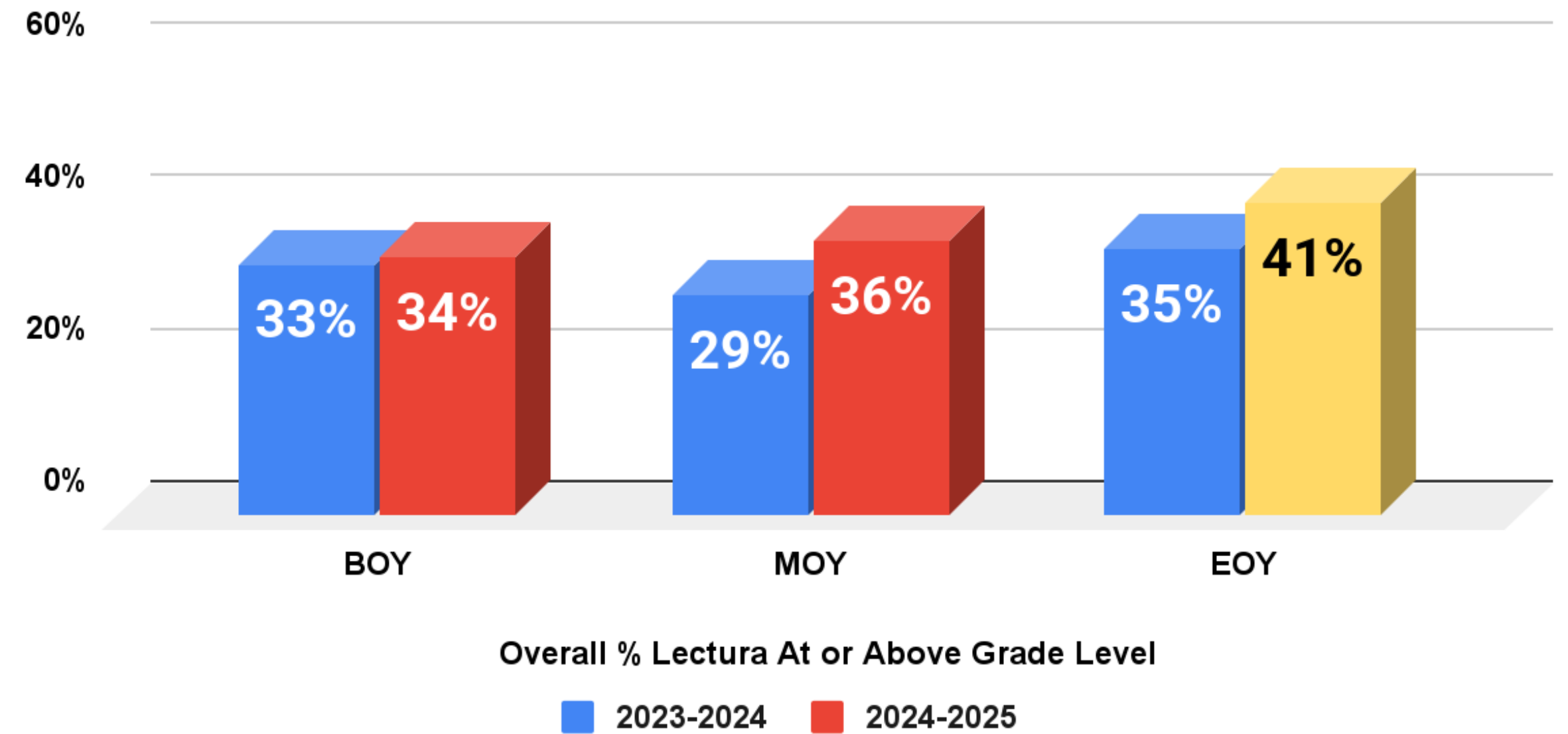
Second Graders On or Above Grade Level: MOY Istation Reading Data Comparison



MOY Istation Reading Comparison: Second (English)



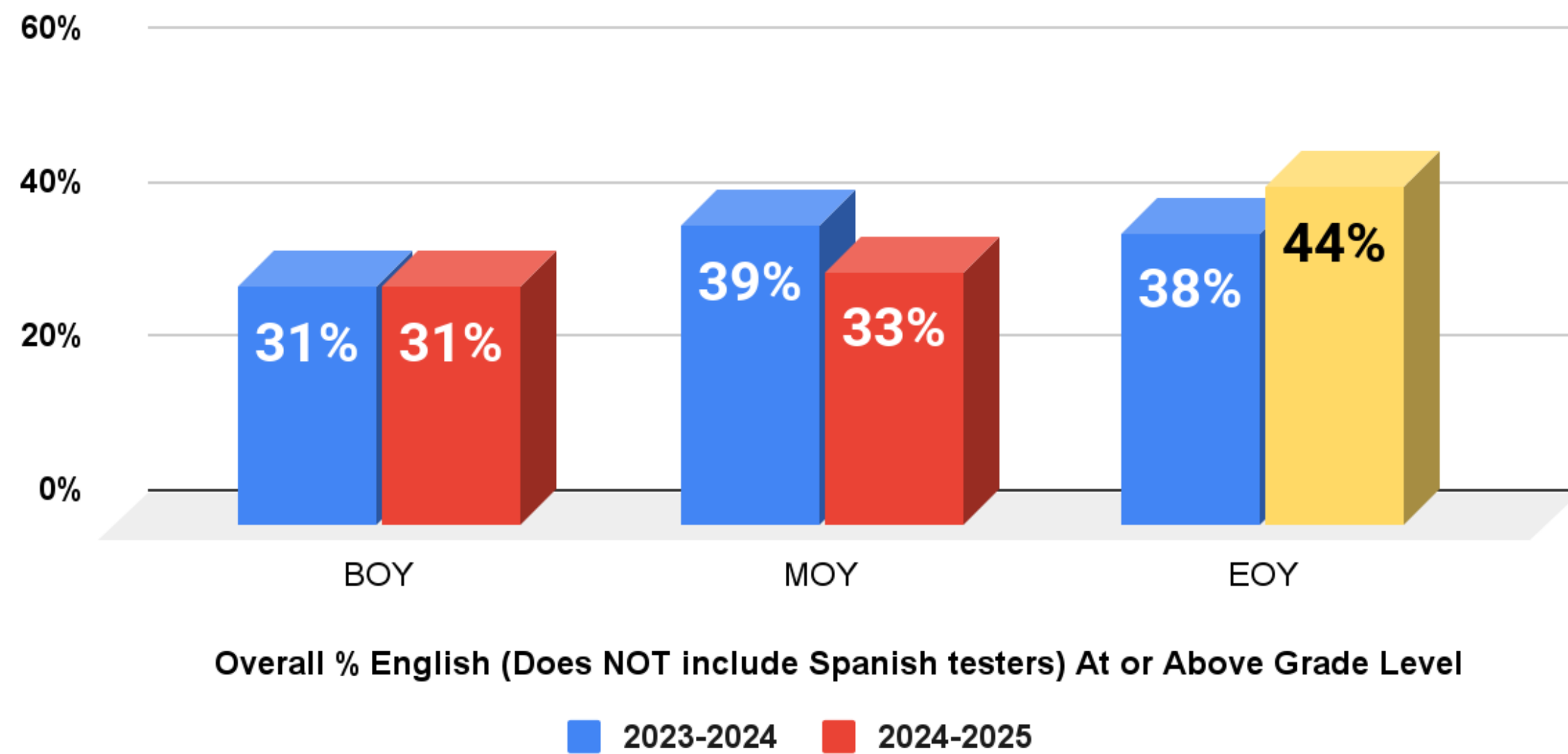
MOY Istation Reading Comparison: Second (Spanish)



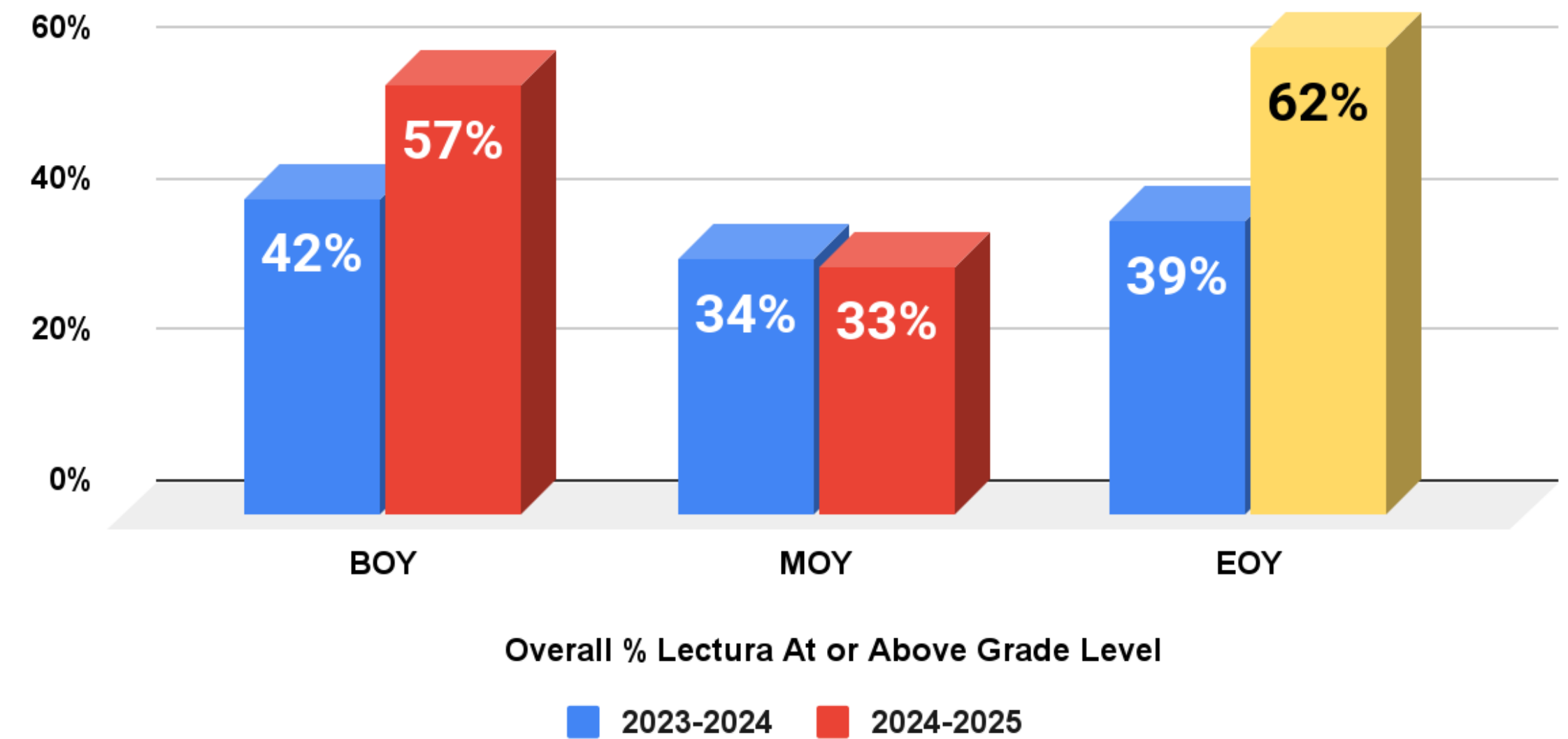


First Graders On or Above Grade Level: MOY Istation Reading Data Comparison

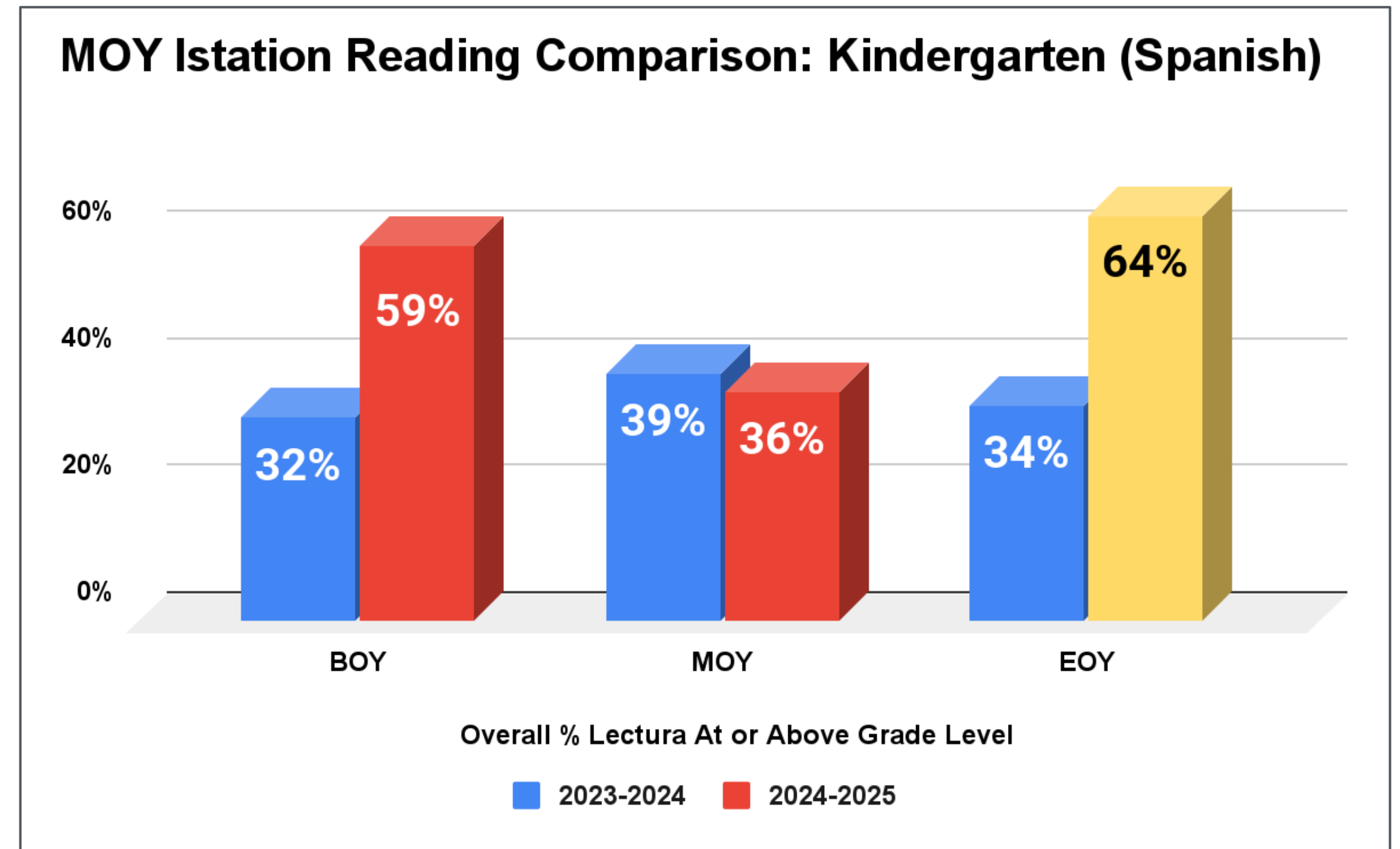
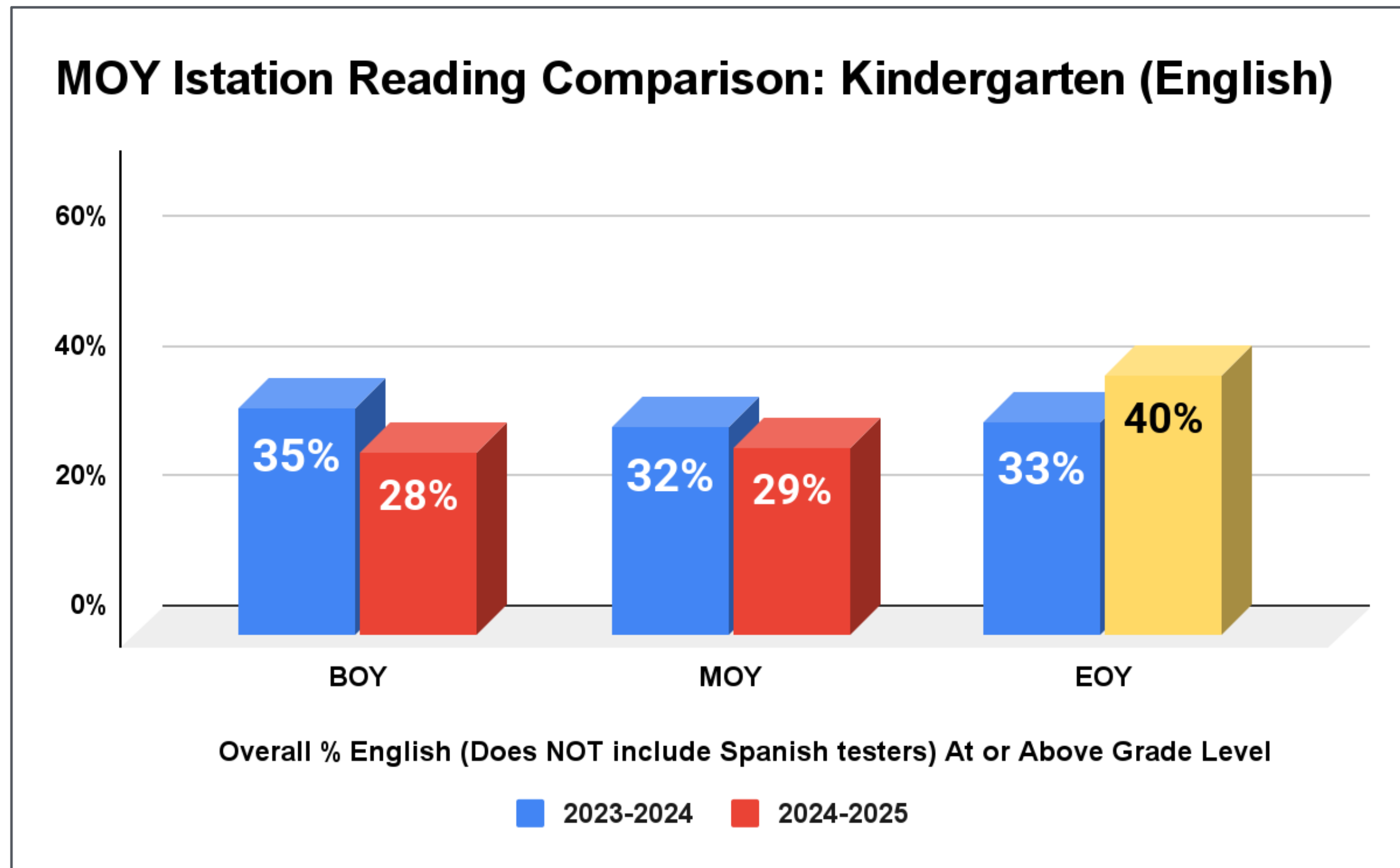
MOY Istation Reading Comparison: First (English)



MOY Istation Reading Comparison: First (Spanish)

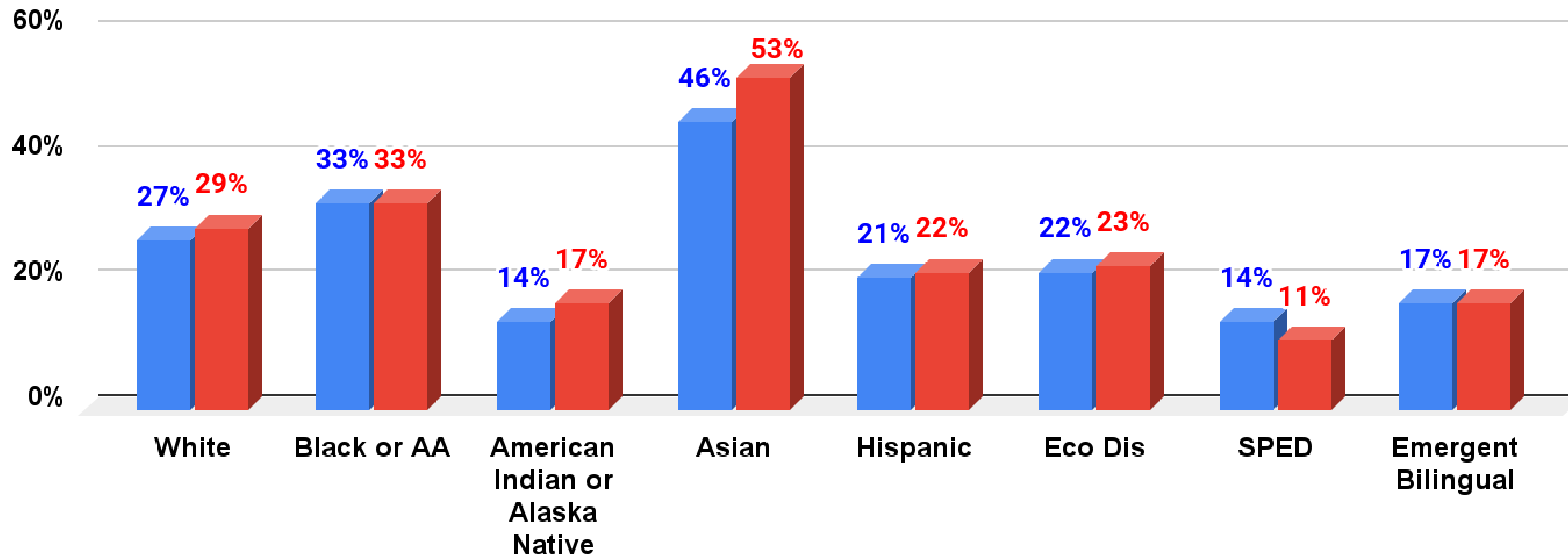


Kindergarteners On or Above Grade Level: MOY Istation Reading Data Comparison





MOY Istation Reading Data Student Groups Comparison: Grades K-3 (English)

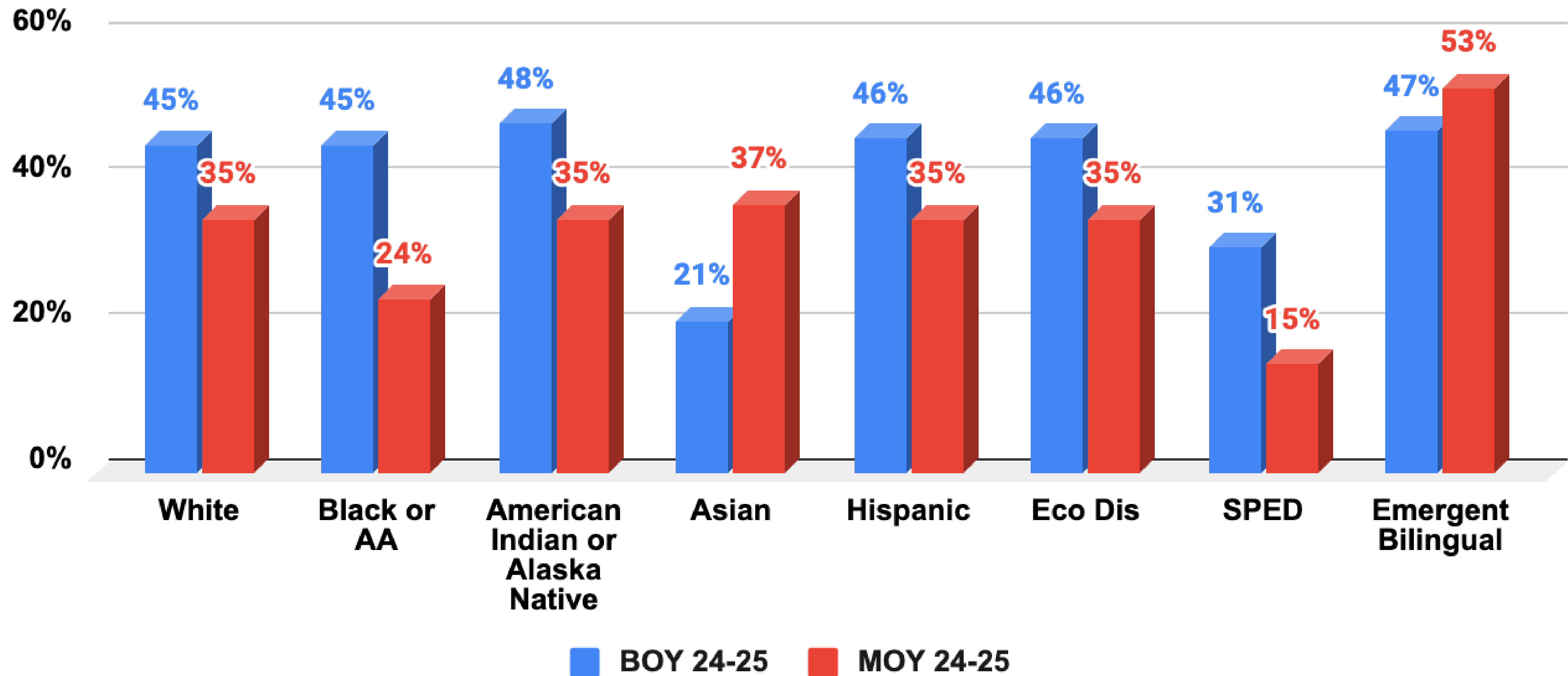


Istation Overall % English (Includes English & Spanish Testers)At or Above Grade Level"

■ BOY 24 -25 ■ MOY 24 -25



MOY Istation Reading Data Student Groups Comparison: Grades K-3 (Spanish)



GPM 2



Goal 2: The percentage of 3rd grade students who score Meets grade level or above on STAAR MATH will increase from 19% to 47% by June 2028.

Goal 1 Annual Targets: SY23/24=19%, SY 24/25=26%, SY25/26=33%, SY26/27=40%, SY27/28=47%

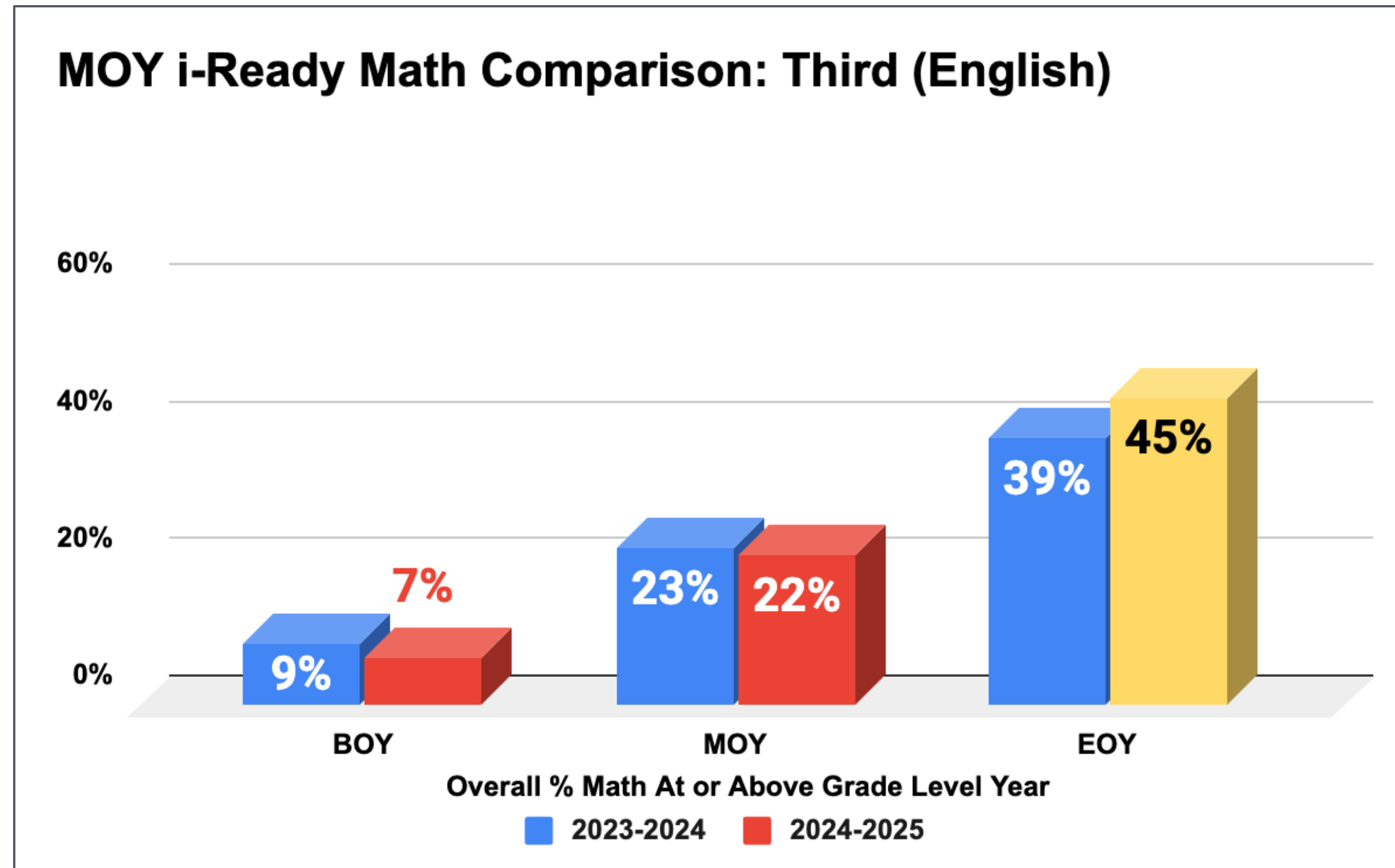
i-Ready Math Data % On or Above Grade Level (English)		EOY 2023 - 2024 (Baseline Score)	EOY 2024 - 2025	EOY 2025 - 2026	EOY 2026 - 2027	EOY GOAL 2027 -2028
GPM 2.1	Kindergarten	65%	70%	75%	80%	85%
GPM 2.2	1st Grade	34%	40%	46%	52%	58%
GPM 2.3	2nd Grade	31%	38%	45%	52%	59%
GPM 2.4	3rd Grade	39%	45%	51%	57%	63%
i-Ready Math Data % On or Above Grade Level (Spanish)		EOY 2023 - 2024 (Baseline Score)	EOY 2024 - 2025	EOY 2025 - 2026	EOY 2026 - 2027	EOY GOAL 2027 -2028
GPM 2.1	Kindergarten	55%	60%	65%	70%	75%
GPM 2.2	1st Grade	27%	34%	41%	48%	55%



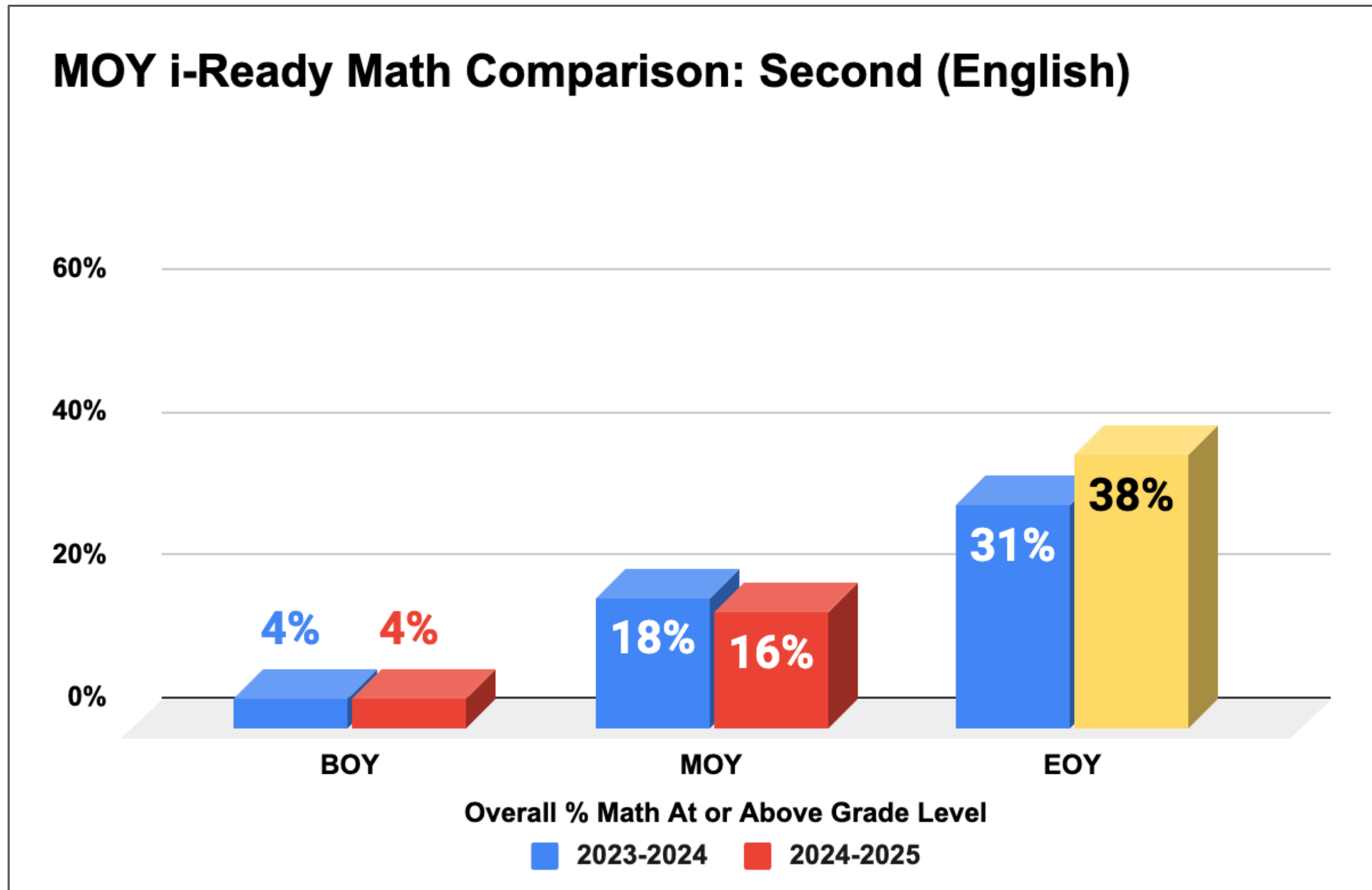
Insights on Math Data

- The i-Ready English Diagnostic Assessment data in Kindergarten & 1st Grade includes only students in monolingual classrooms.
- The i-Ready Spanish Diagnostic Assessment data includes all Kindergarten and 1st Grade students in Bilingual/DL classrooms.
- All 2nd through 5th Grade students assess in i-Ready English.
- i-Ready Math Diagnostic Assessments increase in complexity over the course of the year as students develop their content knowledge.

Third Graders On or Above Grade Level: MOY i-Ready Math Data Comparison

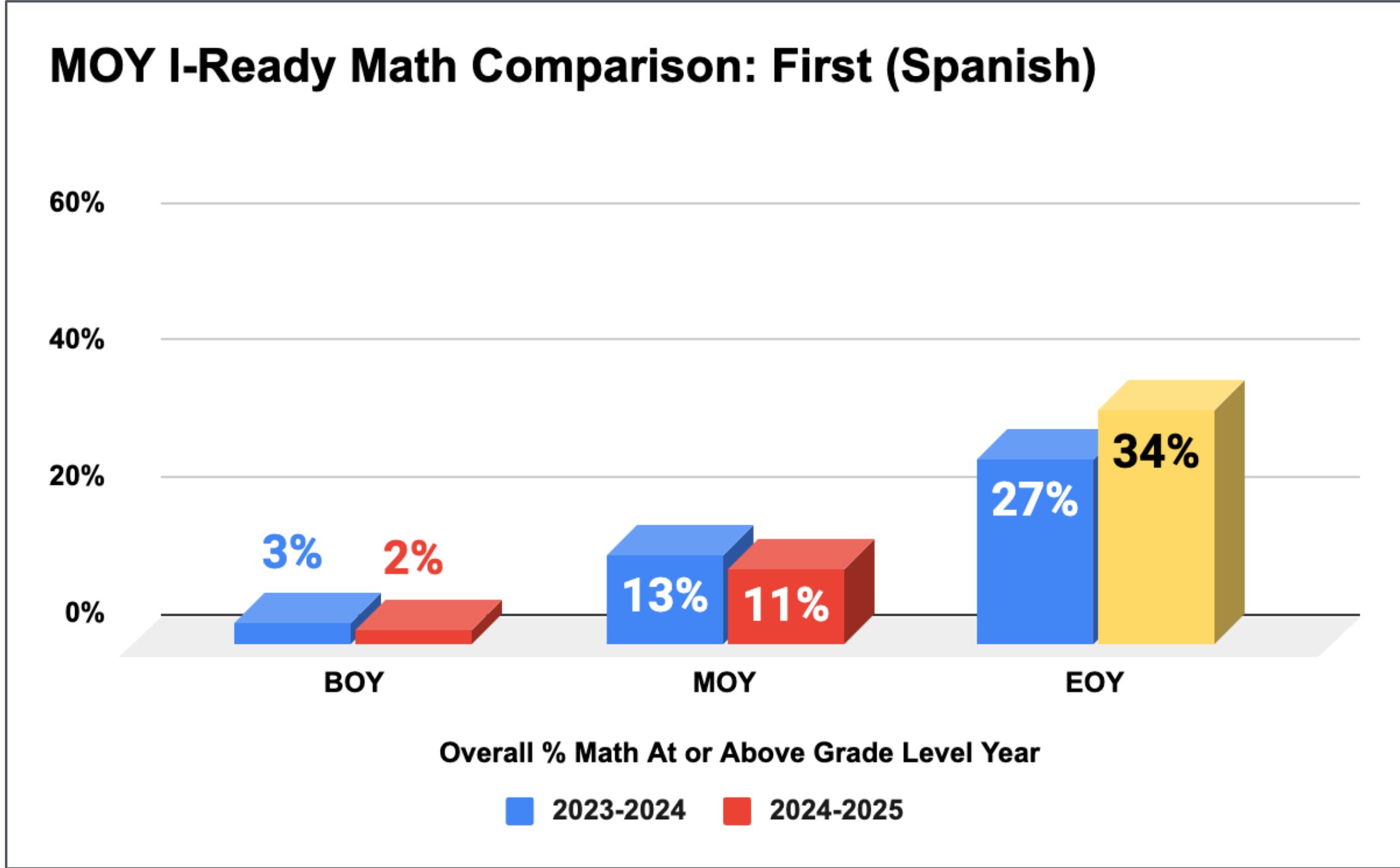
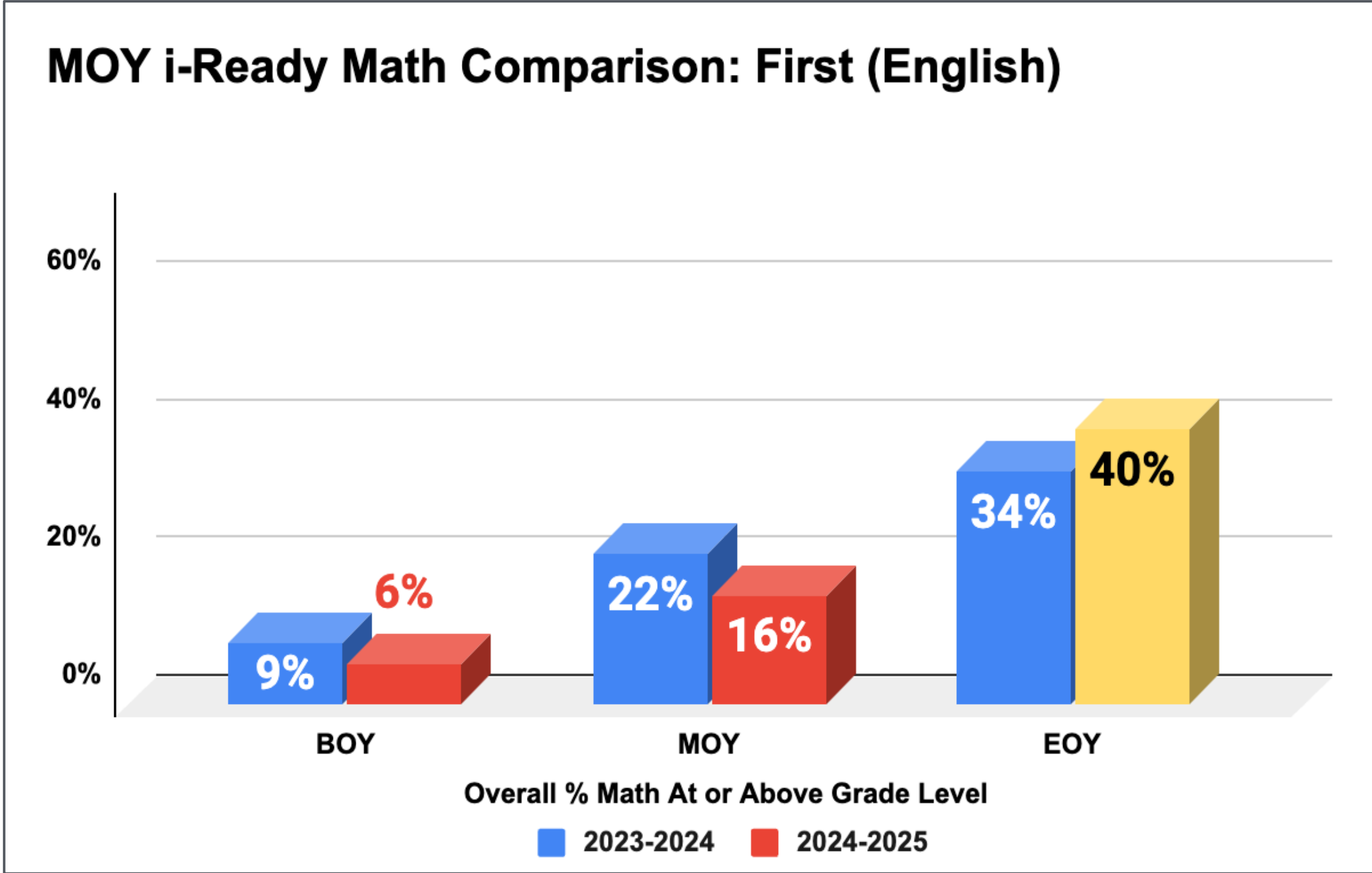


Second Graders On or Above Grade Level: MOY i-Ready Math Data Comparison



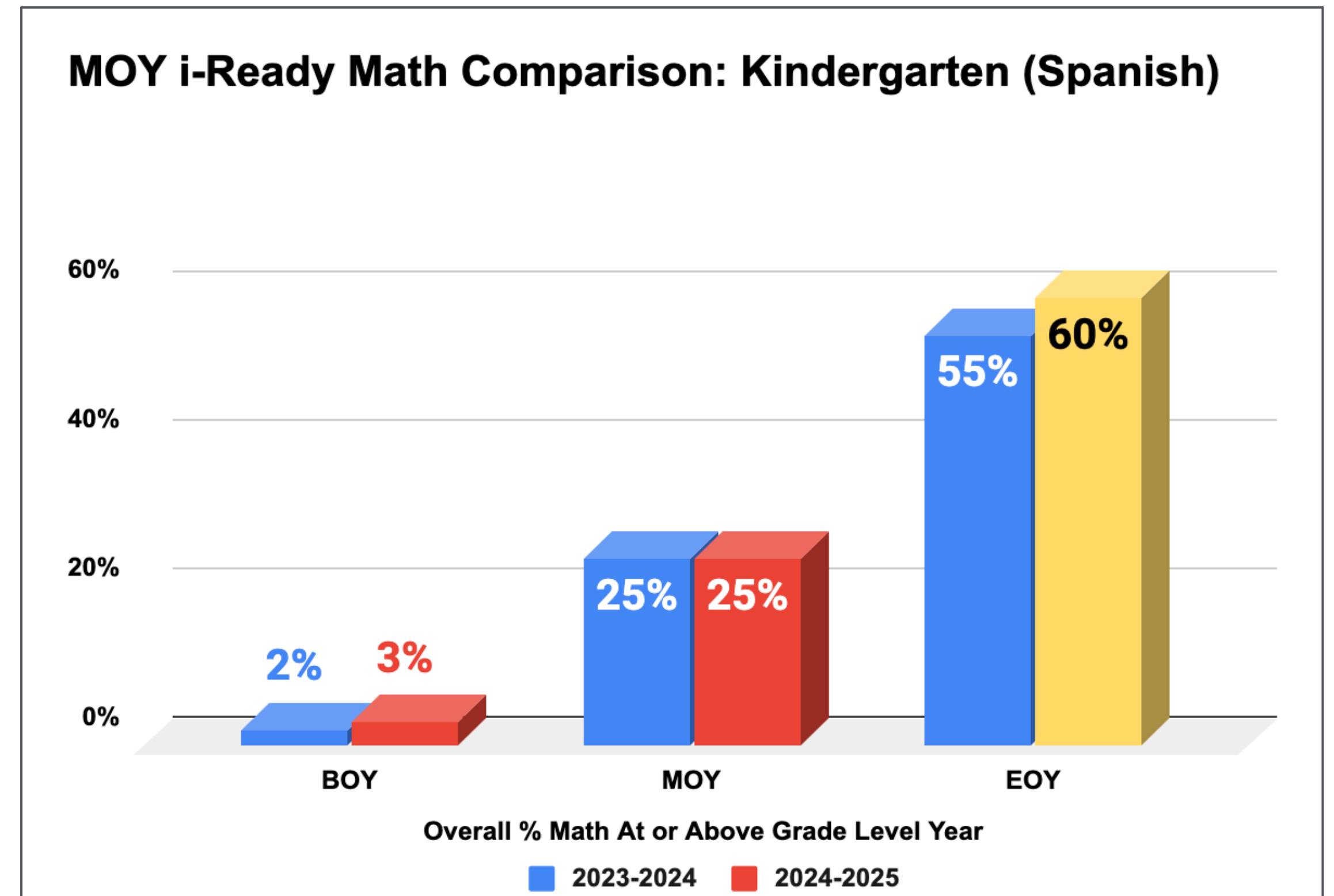
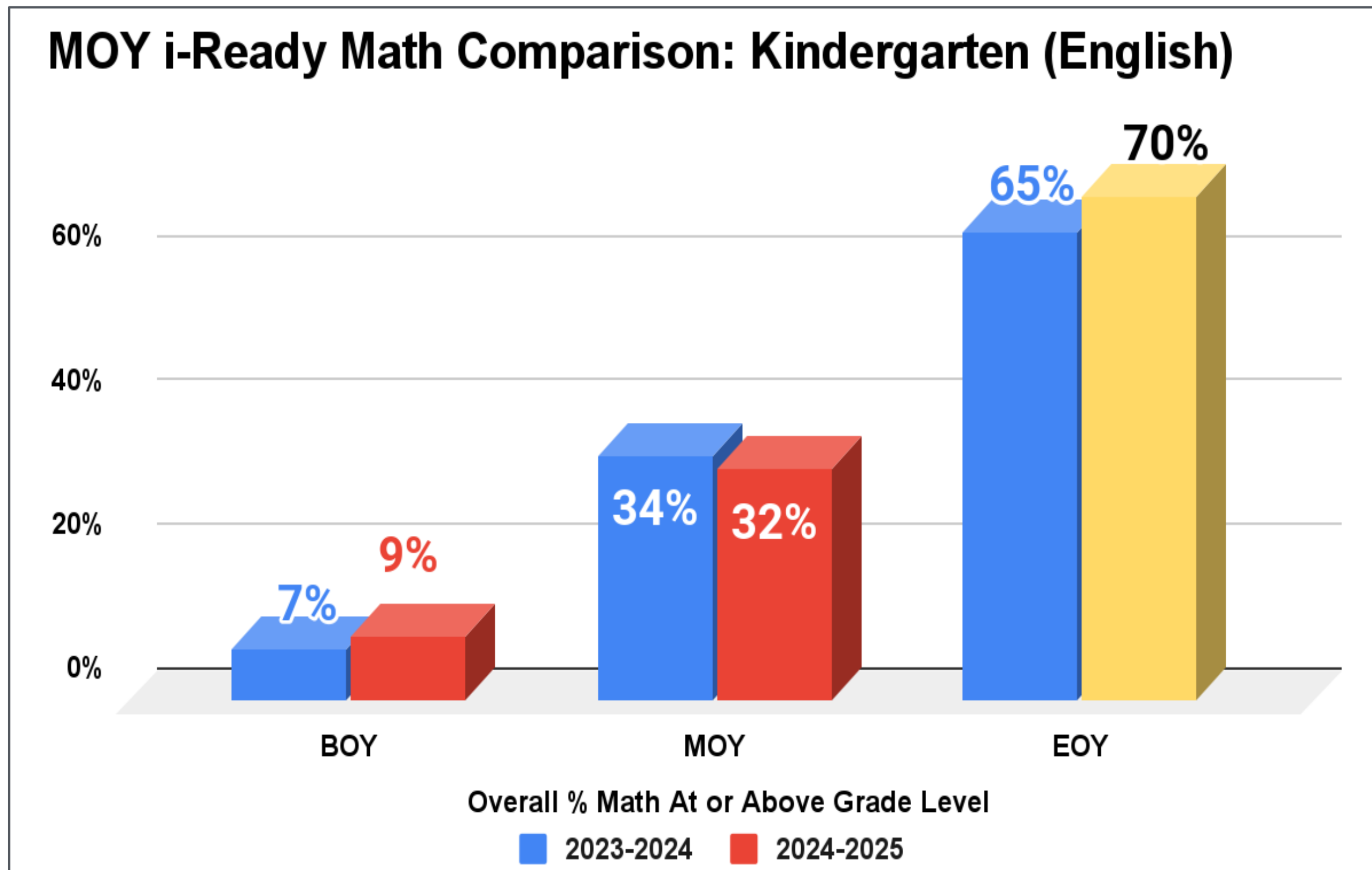


First Graders On or Above Grade Level: MOY i-Ready Math Data Comparison



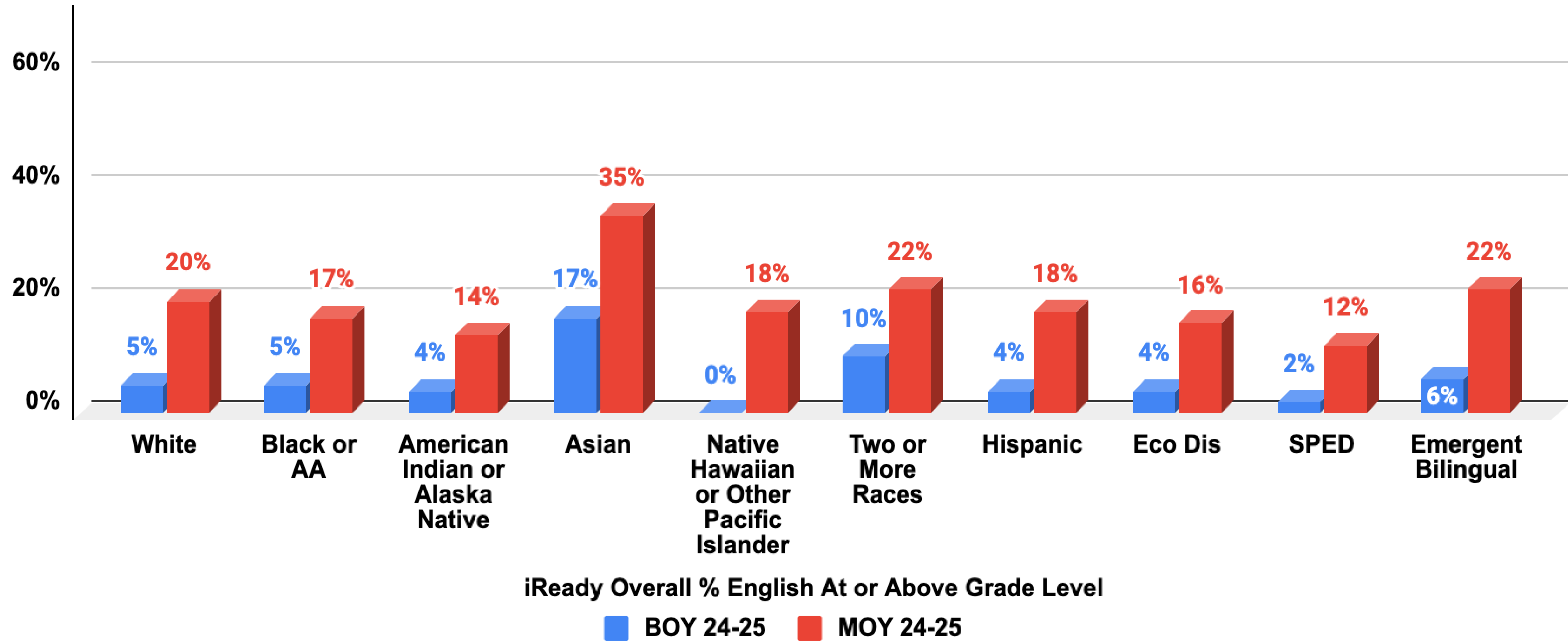


Kindergarteners On or Above Grade Level: MOY i-Ready Math Data Comparison





MOY iReady Math Data Student Groups Comparison: Grades K-3 (English)





Leadership Development and Coaching

- Continued Focus on Classroom Observation & Coaching
- Mathematics intervention development
- Small group accelerated instruction
- Curriculum implementation training
- Leadership Training - ESC 13 and MGW Educ Consultants
- Data-driven instruction: Assessment Analysis
- Lesson Framing and Standard Analysis
- Lesson Internalization
- Constructed Response

Teacher Development and Training



- Unit planning support
- Implementation - High Quality Instructional Materials (HQIM)
- Establishing Mathematics Foundational concepts/skills
- I-Ready Fluency Flight supplemental math curriculum - training and implementation
- Math intervention development & tutoring support
- Structured Literacy training/modeling/walkthroughs: all K-1 teachers
- Small Group Instruction Reinforcing Foundational Skills
- Comprehension Mini Lessons

Dual Language Staff Development



- Lesson Internalization w/ research-based instructional strategies
- Planning support: Biliteracy unit maps & HQIM resources
- Ensemble Learning partnership/grant: ongoing campus support & instructional coaching
- Small group instruction focus
- AAABE Bilingual Professional Learning Event (3.8.25) All elementary campuses DL teachers and campus leadership invited



Thank You!