

San Elizario I.S.D.
 Statement of Interest Earned
 For The Three Months Ending September 30, 2024

General Fund	\$	169,897.84
Interest & Sinking (Debt Service) Fund	\$	3,487.17
Capital Projects Fund	\$	5,250.63
Health Insurance Fund	\$	134.44
Workers Compensation Fund	\$	17,274.33
Total	\$	<u>196,044.41</u>

We, the undersigned Investment Officers, do hereby certify that the above investment information, is in compliance with Board Policy (CDA Local) and requirements stated in Sec. 2256.023 of the PFIA.

Norberto Rivas

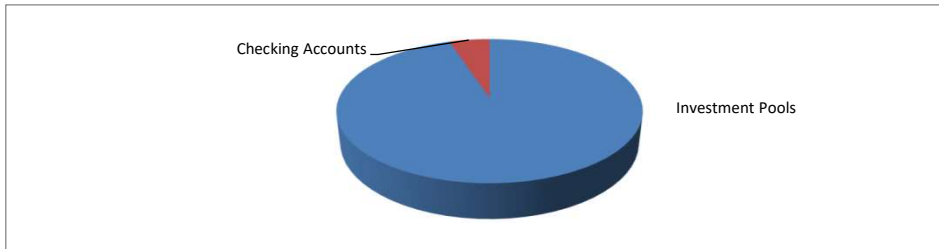
November 5, 2024

Chief Financial Officer

Date

Portfolio Diversification

By Investment Type	Current Market Value	Portfolio %	Investment Maturity
Investment Pools	\$ 14,280,611	94.90%	Overnight
Checking Accounts	\$ 766,852	5.10%	Overnight
	<u>\$ 15,047,464</u>		



General Fund

Wells Fargo- General Operating Checking Account

<i>Beginning Date</i>	<i>Ending Date</i>	<i>Maturity</i>	<i>Bank Balance</i>	<i>Earnings Allowance</i>	<i>Net Earnings Allowance</i>
01-Jul-24	31-Jul-24	Overnight	\$ 680,195.28	1.65%	\$ 925.45
01-Aug-24	31-Aug-24	Overnight	\$ 723,048.13	1.65%	\$ 1,106.79
01-Sep-24	30-Sep-24	Overnight	\$ 644,120.22	1.65%	\$ 913.63
01-Oct-24	31-Oct-24	Overnight	\$ -	0.00%	\$ -
01-Nov-24	30-Nov-24	Overnight	\$ -	0.00%	\$ -
01-Dec-24	31-Dec-24	Overnight	\$ -	0.00%	\$ -
01-Jan-25	31-Jan-25	Overnight	\$ -	0.00%	\$ -
01-Feb-25	28-Feb-25	Overnight	\$ -	0.00%	\$ -
01-Mar-25	31-Mar-25	Overnight	\$ -	0.00%	\$ -
01-Apr-25	30-Apr-25	Overnight	\$ -	0.00%	\$ -
01-May-25	31-May-25	Overnight	\$ -	0.00%	\$ -
01-Jun-25	30-Jun-25	Overnight	\$ -	0.00%	\$ -
Net Earnings Allowance:					\$ 2,945.87

Earnings allowance is earned based on the available bank balance and is used to offset monthly bank analyzed charges.

Wells Fargo- Food Service Checking Account

<i>Beginning Date</i>	<i>Ending Date</i>	<i>Maturity</i>	<i>Bank Balance</i>	<i>Earnings Allowance</i>	<i>Net Earnings Allowance</i>
01-Jul-24	31-Jul-24	Overnight	\$ 7,061.91	0.00%	\$ -
01-Aug-24	31-Aug-24	Overnight	\$ 19,396.75	0.00%	\$ -
01-Sep-24	30-Sep-24	Overnight	\$ 30,680.17	0.00%	\$ -
01-Oct-24	31-Oct-24	Overnight	\$ -	0.00%	\$ -
01-Nov-24	30-Nov-24	Overnight	\$ -	0.00%	\$ -
01-Dec-24	31-Dec-24	Overnight	\$ -	0.00%	\$ -
01-Jan-25	31-Jan-25	Overnight	\$ -	0.00%	\$ -
01-Feb-25	28-Feb-25	Overnight	\$ -	0.00%	\$ -
01-Mar-25	31-Mar-25	Overnight	\$ -	0.00%	\$ -
01-Apr-25	30-Apr-25	Overnight	\$ -	0.00%	\$ -
01-May-25	31-May-25	Overnight	\$ -	0.00%	\$ -
01-Jun-25	30-Jun-25	Overnight	\$ -	0.00%	\$ -
Net Earnings Allowance:					\$ -

This bank balance is combined with the general operating account for the purpose of the earning allowance.

Lone Star Investment Pool- Corporate Overnight Plus Fund

<i>Beginning Date</i>	<i>Ending Date</i>	<i>Maturity</i>	<i>Bank Balance</i>	<i>Interest Rate</i>	<i>Interest Earned</i>
01-Jul-24	31-Jul-24	Overnight	\$ 6,346,218.29	5.44%	\$ 28,728.68
01-Aug-24	31-Aug-24	Overnight	\$ 5,372,292.90	5.44%	\$ 29,523.72
01-Sep-24	30-Sep-24	Overnight	\$ 5,595,127.97	5.33%	\$ 22,255.69
01-Oct-24	31-Oct-24	Overnight	\$ -	0.00%	\$ -
01-Nov-24	30-Nov-24	Overnight	\$ -	0.00%	\$ -
01-Dec-24	31-Dec-24	Overnight	\$ -	0.00%	\$ -
01-Jan-25	31-Jan-25	Overnight	\$ -	0.00%	\$ -
01-Feb-25	28-Feb-25	Overnight	\$ -	0.00%	\$ -
01-Mar-25	31-Mar-25	Overnight	\$ -	0.00%	\$ -
01-Apr-25	30-Apr-25	Overnight	\$ -	0.00%	\$ -
01-May-25	31-May-25	Overnight	\$ -	0.00%	\$ -
01-Jun-25	30-Jun-25	Overnight	\$ -	0.00%	\$ -
Interest Earned:					\$ 80,508.09

Lone Star Investment Pool- Corporate Overnight Fund

<i>Beginning Date</i>	<i>Ending Date</i>	<i>Maturity</i>	<i>Bank Balance</i>	<i>Interest Rate</i>	<i>Interest Earned</i>
01-Jul-24	31-Jul-24	Overnight	\$ 207,771.65	5.44%	\$ 952.82
01-Aug-24	31-Aug-24	Overnight	\$ 208,727.78	5.43%	\$ 956.13
01-Sep-24	30-Sep-24	Overnight	\$ 209,636.91	5.32%	\$ 909.13
01-Oct-24	31-Oct-24	Overnight	\$ -	0.00%	\$ -
01-Nov-24	30-Nov-24	Overnight	\$ -	0.00%	\$ -
01-Dec-24	31-Dec-24	Overnight	\$ -	0.00%	\$ -
01-Jan-25	31-Jan-25	Overnight	\$ -	0.00%	\$ -
01-Feb-25	28-Feb-25	Overnight	\$ -	0.00%	\$ -
01-Mar-25	31-Mar-25	Overnight	\$ -	0.00%	\$ -
01-Apr-25	30-Apr-25	Overnight	\$ -	0.00%	\$ -
01-May-25	31-May-25	Overnight	\$ -	0.00%	\$ -
01-Jun-25	30-Jun-25	Overnight	\$ -	0.00%	\$ -
Interest Earned:					\$ 2,818.08

Lone Star Investment Pool- Government Overnight Fund

<i>Beginning Date</i>	<i>Ending Date</i>	<i>Maturity</i>	<i>Bank Balance</i>	<i>Interest Rate</i>	<i>Interest Earned</i>
01-Jul-24	31-Jul-24	Overnight	\$ 2,901,671.96	5.33%	\$ 13,037.20
01-Aug-24	31-Aug-24	Overnight	\$ 2,937,988.38	5.32%	\$ 13,128.18
01-Sep-24	30-Sep-24	Overnight	\$ 2,968,609.60	5.17%	\$ 12,483.11
01-Oct-24	31-Oct-24	Overnight	\$ -	0.00%	\$ -
01-Nov-24	30-Nov-24	Overnight	\$ -	0.00%	\$ -
01-Dec-24	31-Dec-24	Overnight	\$ -	0.00%	\$ -
01-Jan-25	31-Jan-25	Overnight	\$ -	0.00%	\$ -
01-Feb-25	28-Feb-25	Overnight	\$ -	0.00%	\$ -
01-Mar-25	31-Mar-25	Overnight	\$ -	0.00%	\$ -
01-Apr-25	30-Apr-25	Overnight	\$ -	0.00%	\$ -
01-May-25	31-May-25	Overnight	\$ -	0.00%	\$ -
01-Jun-25	30-Jun-25	Overnight	\$ -	0.00%	\$ -
Interest Earned:					\$ 38,648.49

Texas CLASS Investment Pool- General Fund

<i>Beginning Date</i>	<i>Ending Date</i>	<i>Maturity</i>	<i>Bank Balance</i>	<i>Interest Rate</i>	<i>Interest Earned</i>
01-Jul-24	31-Jul-24	Overnight	\$ 3,528,040.21	5.45%	\$ 16,239.30
01-Aug-24	31-Aug-24	Overnight	\$ 3,544,305.51	5.43%	\$ 16,265.30
01-Sep-24	30-Sep-24	Overnight	\$ 3,559,709.69	5.29%	\$ 15,404.18
01-Oct-24	31-Oct-24	Overnight	\$ -	0.00%	\$ -
01-Nov-24	30-Nov-24	Overnight	\$ -	0.00%	\$ -
01-Dec-24	31-Dec-24	Overnight	\$ -	0.00%	\$ -
01-Jan-25	31-Jan-25	Overnight	\$ -	0.00%	\$ -
01-Feb-25	28-Feb-25	Overnight	\$ -	0.00%	\$ -
01-Mar-25	31-Mar-25	Overnight	\$ -	0.00%	\$ -
01-Apr-25	30-Apr-25	Overnight	\$ -	0.00%	\$ -
01-May-25	31-May-25	Overnight	\$ -	0.00%	\$ -
01-Jun-25	30-Jun-25	Overnight	\$ -	0.00%	\$ -
Interest Earned:					\$ 47,908.78

Wells Fargo- San Elizario High School Account

<i>Beginning Date</i>	<i>Ending Date</i>	<i>Maturity</i>	<i>Bank Balance</i>	<i>Earnings Allowance</i>	<i>Net Earnings Allowance</i>
01-Jul-24	31-Jul-24	Overnight	\$ 4,600.71	1.09%	\$ 3.95
01-Aug-24	31-Aug-24	Overnight	\$ 6,040.32	1.09%	\$ 4.56
01-Sep-24	30-Sep-24	Overnight	\$ 8,910.89	0.92%	\$ 5.89
01-Oct-24	31-Oct-24	Overnight	\$ -	0.00%	\$ -
01-Nov-24	30-Nov-24	Overnight	\$ -	0.00%	\$ -
01-Dec-24	31-Dec-24	Overnight	\$ -	0.00%	\$ -
01-Jan-25	31-Jan-25	Overnight	\$ -	0.00%	\$ -
01-Feb-25	28-Feb-25	Overnight	\$ -	0.00%	\$ -
01-Mar-25	31-Mar-25	Overnight	\$ -	0.00%	\$ -
01-Apr-25	30-Apr-25	Overnight	\$ -	0.00%	\$ -
01-May-25	31-May-25	Overnight	\$ -	0.00%	\$ -
01-Jun-25	30-Jun-25	Overnight	\$ -	0.00%	\$ -
Interest Earned:					\$ 14.40

Total General Fund Interest Earned **\$ 169,897.84**

Interest & Sinking Fund (Debt Service)

Lone Star Investment Pool- Corporate Overnight Plus Fund

<i>Beginning Date</i>	<i>Ending Date</i>	<i>Maturity</i>	<i>Bank Balance</i>	<i>Interest Rate</i>	<i>Interest Earned</i>
01-Jul-24	31-Jul-24	Overnight	\$ 135,225.21	5.44%	\$ 620.76
01-Aug-24	31-Aug-24	Overnight	\$ 135,847.73	5.44%	\$ 622.52
01-Sep-24	30-Sep-24	Overnight	\$ 136,441.41	5.33%	\$ 593.68
01-Oct-24	31-Oct-24	Overnight	\$ -	0.00%	\$ -
01-Nov-24	30-Nov-24	Overnight	\$ -	0.00%	\$ -
01-Dec-24	31-Dec-24	Overnight	\$ -	0.00%	\$ -
01-Jan-25	31-Jan-25	Overnight	\$ -	0.00%	\$ -
01-Feb-25	28-Feb-25	Overnight	\$ -	0.00%	\$ -
01-Mar-25	31-Mar-25	Overnight	\$ -	0.00%	\$ -
01-Apr-25	30-Apr-25	Overnight	\$ -	0.00%	\$ -
01-May-25	31-May-25	Overnight	\$ -	0.00%	\$ -
01-Jun-25	30-Jun-25	Overnight	\$ -	0.00%	\$ -
Interest Earned:					<u>\$ 1,836.96</u>

Lone Star Investment Pool- Government Overnight Fund

<i>Beginning Date</i>	<i>Ending Date</i>	<i>Maturity</i>	<i>Bank Balance</i>	<i>Interest Rate</i>	<i>Interest Earned</i>
01-Jul-24	31-Jul-24	Overnight	\$ 121,693.88	5.33%	\$ 545.93
01-Aug-24	31-Aug-24	Overnight	\$ 126,938.07	5.32%	\$ 559.81
01-Sep-24	30-Sep-24	Overnight	\$ 131,250.64	5.17%	\$ 544.47
01-Oct-24	31-Oct-24	Overnight	\$ -	0.00%	\$ -
01-Nov-24	30-Nov-24	Overnight	\$ -	0.00%	\$ -
01-Dec-24	31-Dec-24	Overnight	\$ -	0.00%	\$ -
01-Jan-25	31-Jan-25	Overnight	\$ -	0.00%	\$ -
01-Feb-25	28-Feb-25	Overnight	\$ -	0.00%	\$ -
01-Mar-25	31-Mar-25	Overnight	\$ -	0.00%	\$ -
01-Apr-25	30-Apr-25	Overnight	\$ -	0.00%	\$ -
01-May-25	31-May-25	Overnight	\$ -	0.00%	\$ -
01-Jun-25	30-Jun-25	Overnight	\$ -	0.00%	\$ -
Interest Earned:					<u>\$ 1,650.21</u>

Total Debt Service Fund Interest Earned \$ 3,487.17

Capital Projects Fund

2015 Bond Construction Fund - Government Overnight Fund

<i>Beginning Date</i>	<i>Ending Date</i>	<i>Maturity</i>	<i>Bank Balance</i>	<i>Interest Rate</i>	<i>Interest Earned</i>
01-Jul-24	31-Jul-24	Overnight	\$ 396,096.68	5.33%	\$ 1,780.46
01-Aug-24	31-Aug-24	Overnight	\$ 397,880.65	5.32%	\$ 1,783.97
01-Sep-24	30-Sep-24	Overnight	\$ 399,566.85	5.17%	\$ 1,686.20
01-Oct-24	31-Oct-24	Overnight	\$ -	0.00%	\$ -
01-Nov-24	30-Nov-24	Overnight	\$ -	0.00%	\$ -
01-Dec-24	31-Dec-24	Overnight	\$ -	0.00%	\$ -
01-Jan-25	31-Jan-25	Overnight	\$ -	0.00%	\$ -
01-Feb-25	28-Feb-25	Overnight	\$ -	0.00%	\$ -
01-Mar-25	31-Mar-25	Overnight	\$ -	0.00%	\$ -
01-Apr-25	30-Apr-25	Overnight	\$ -	0.00%	\$ -
01-May-25	31-May-25	Overnight	\$ -	0.00%	\$ -
01-Jun-25	30-Jun-25	Overnight	\$ -	0.00%	\$ -
Interest Earned:					<u>\$ 5,250.63</u>

Total Capital Projects Fund Interest Earned \$ 5,250.63

Health Insurance Fund**Wells Fargo- Health Insurance**

<i>Beginning Date</i>	<i>Ending Date</i>	<i>Maturity</i>	<i>Bank Balance</i>	<i>Interest Rate</i>	<i>Interest Earned</i>
01-Jul-24	31-Jul-24	Overnight	\$ 67,287.37	1.09%	\$ 54.70
01-Aug-24	31-Aug-24	Overnight	\$ 106,672.61	1.09%	\$ 39.81
01-Sep-24	30-Sep-24	Overnight	\$ 69,597.86	0.91%	\$ 39.93
01-Oct-24	31-Oct-24	Overnight	\$ -	0.00%	\$ -
01-Nov-24	30-Nov-24	Overnight	\$ -	0.00%	\$ -
01-Dec-24	31-Dec-24	Overnight	\$ -	0.00%	\$ -
01-Jan-25	31-Jan-25	Overnight	\$ -	0.00%	\$ -
01-Feb-25	28-Feb-25	Overnight	\$ -	0.00%	\$ -
01-Mar-25	31-Mar-25	Overnight	\$ -	0.00%	\$ -
01-Apr-25	30-Apr-25	Overnight	\$ -	0.00%	\$ -
01-May-25	31-May-25	Overnight	\$ -	0.00%	\$ -
01-Jun-25	30-Jun-25	Overnight	\$ -	0.00%	\$ -
Interest Earned:					\$ 134.44

Total Health Insurance Fund Interest Earned **\$ 134.44**

Workers Compensation Fund**Wells Fargo- Worker's Compensation**

<i>Beginning Date</i>	<i>Ending Date</i>	<i>Maturity</i>	<i>Bank Balance</i>	<i>Interest Rate</i>	<i>Interest Earned</i>
01-Jul-24	31-Jul-24	Overnight	\$ 24,622.08	1.09%	\$ 9.80
01-Aug-24	31-Aug-24	Overnight	\$ 22,968.68	1.09%	\$ 17.54
01-Sep-24	30-Sep-24	Overnight	\$ 13,542.93	0.84%	\$ 36.76
01-Oct-24	31-Oct-24	Overnight	\$ -	0.00%	\$ -
01-Nov-24	30-Nov-24	Overnight	\$ -	0.00%	\$ -
01-Dec-24	31-Dec-24	Overnight	\$ -	0.00%	\$ -
01-Jan-25	31-Jan-25	Overnight	\$ -	0.00%	\$ -
01-Feb-25	28-Feb-25	Overnight	\$ -	0.00%	\$ -
01-Mar-25	31-Mar-25	Overnight	\$ -	0.00%	\$ -
01-Apr-25	30-Apr-25	Overnight	\$ -	0.00%	\$ -
01-May-25	31-May-25	Overnight	\$ -	0.00%	\$ -
01-Jun-25	30-Jun-25	Overnight	\$ -	0.00%	\$ -
Interest Earned:					\$ 64.10

Lone Star Investment Pool- Corporate Overnight Fund

<i>Beginning Date</i>	<i>Ending Date</i>	<i>Maturity</i>	<i>Bank Balance</i>	<i>Interest Rate</i>	<i>Interest Earned</i>
01-Jul-24	31-Jul-24	Overnight	\$ 1,268,877.09	5.44%	\$ 5,818.92
01-Aug-24	31-Aug-24	Overnight	\$ 1,274,716.26	5.43%	\$ 5,839.17
01-Sep-24	30-Sep-24	Overnight	\$ 1,280,268.40	5.32%	\$ 5,552.14
01-Oct-24	31-Oct-24	Overnight	\$ -	0.00%	\$ -
01-Nov-24	30-Nov-24	Overnight	\$ -	0.00%	\$ -
01-Dec-24	31-Dec-24	Overnight	\$ -	0.00%	\$ -
01-Jan-25	31-Jan-25	Overnight	\$ -	0.00%	\$ -
01-Feb-25	28-Feb-25	Overnight	\$ -	0.00%	\$ -
01-Mar-25	31-Mar-25	Overnight	\$ -	0.00%	\$ -
01-Apr-25	30-Apr-25	Overnight	\$ -	0.00%	\$ -
01-May-25	31-May-25	Overnight	\$ -	0.00%	\$ -
01-Jun-25	30-Jun-25	Overnight	\$ -	0.00%	\$ -
Interest Earned:					\$ 17,210.23

Total Worker's Compensation Fund Interest Earned : **\$ 17,274.33**



First Public
12007 Research Blvd.
Austin, Texas 78759
800-558-8875 • firstpublic.com

Fund Performance Update

September 30, 2024

Comments by Mellon, Investment Manager

Custodian Bank: State Street Bank
Investment Managers:
American Beacon Advisors and
Mellon Investments Corp (Dreyfus)

The Lone Star Investment Pool Information Statement should be read carefully before investing. Investors should consider the investment objectives, risks, changes, and expenses associated with this or any security prior to investing. Investment in Lone Star Investment Pool is not insured or guaranteed by the Federal Deposit Insurance Corporation (FDIC) or any other government agency, and although Lone Star seeks to preserve the value of the investment at a fixed share price, it is possible to lose money by investing in Lone Star. For further information or for an Information Statement contact First Public at 800-558-8875. The return information is net of all current operating expenses. The return represents past performance and is no indication of future results.

US Treasury yields moved lower in September for the third month of declines. Yields fell up to 50 basis points (bps) during the month with the front-end of the curve leading the decline. The US equity markets continued to move higher as the Dow Jones Industrial Average and S&P 500 indexes reached all-time highs on the last day of September. During the month, the Dow Jones Industrial Average, S&P 500, and Nasdaq-100 indexes advanced 1.8% and 2.0%, and 2.7%, respectively. The Federal Reserve (Fed) cut the policy rate by 50 bps to a range of 4.75% to 5.0% at the September 18 Federal Open Market Committee (FOMC) meeting. The larger-than-anticipated cut (based on economists' consensus) was described as a recalibration of policy and delivered to maintain the economy's strength, according to Chair Jerome Powell. He cautioned that the market should not infer that the pace of cuts will continue at 50 bps. The Summary of Economic Projections (SEP) showed that in aggregate the Fed pencilled in two more 25-bps this year and roughly a 25-bps cut each quarter in 2025, bringing the policy rate to about 3.25 to 3.5% by 2025 year-end. Their projections see unemployment increasing to 4.4% but stabilizing at that level as growth remains at 2.0% throughout the forecast horizon. The next FOMC meeting is scheduled for November 7. The Fed funds futures market is fully pricing-in a cut of 25 bps at that meeting.

Active Participants This Month

Schools and Colleges	597
Other Governmental Entities	91
<i>Total</i>	<i>688</i>

Government Overnight Fund

Return Information

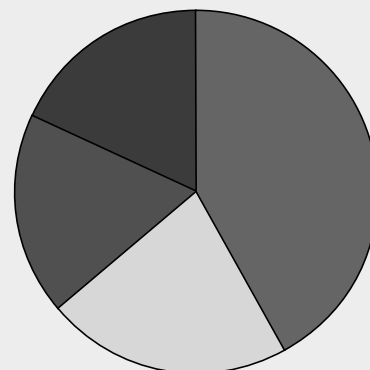
September 30, 2024

Average Monthly Return (a)	5.17%
SEC 7-day Fund Yield (b)	4.95%
Weighted Average Maturity One (c)	14 days
Weighted Average Maturity Two (c)	105 days
Portfolio Maturing beyond One Year	0%
Net Asset Value (NAV)	\$1.00
Annualized Expense Ratio	0.06%
Standard & Poor's Rating	AAAm

Inventory Position

	Book Value	Market Value
Cash/Repo	1,327,677,706.81	1,327,677,706.81
US Treasuries	1,089,637,884.87	1,089,965,331.86
Agencies	2,462,700,204.71	2,463,524,716.40
Money Market Funds	1,078,108,949.89	1,079,108,406.50
Total Assets	5,958,124,746.28	5,960,276,161.57

Investment Distribution



Agencies	42%
Cash Repo	22%
Treasuries	18%
Money Market	18%

(a) The return information represents the average annualized rate of return on investments for the time period referenced. Return rates reflect a partial waiver of the Lone Star Investment Pool operating expense. Past performance is no guarantee of future results.

Corporate Overnight Fund

Return Information

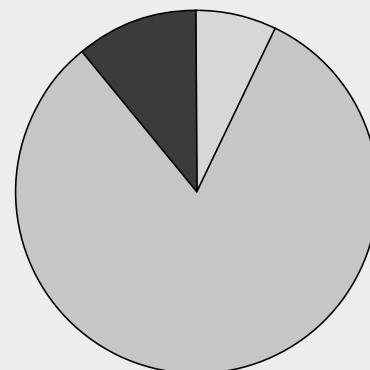
September 30, 2024

Average Monthly Return (a)	5.32%
SEC 7-day Fund Yield (b)	5.12%
Weighted Average Maturity One (c)	31 days
Weighted Average Maturity Two (c)	70 days
Portfolio Maturing beyond One Year	0%
Net Asset Value (NAV)	\$1.00
Annualized Expense Ratio	0.06%
Standard & Poor's Rating	AAAm

Inventory Position

	Book Value	Market Value
Cash/Repo	214,404,850.28	214,404,850.28
US Treasuries	-	-
Agencies	-	-
Commercial Paper	2,499,983,384.78	2,501,526,997.08
Money Market Funds	340,659,817.70	340,659,817.70
<i>Total Assets</i>	<i>3,055,048,052.76</i>	<i>3,056,591,665.06</i>

Investment Distribution



Commercial Paper	82%
Money Market	11%
Cash/Repo	7%

(b)

SEC 7-Day Yield Calculation

$$\text{Yield} = 2 \left[\left[\frac{a-b}{cd} + 1 \right]^6 - 1 \right]$$

a - Dividend and interest income
b - Expenses accrued for the period
c - Average daily number of shares outstanding during the period that was entitled to dividends
d - Maximum offering price per share on the last day of the period

Corporate Overnight Plus Fund

Return Information

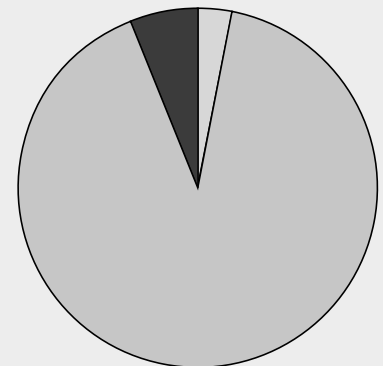
September 30, 2024

Average Monthly Return (a)	5.33%
SEC 7-day Fund Yield (b)	5.15%
Weighted Average Maturity One (c)	34 days
Weighted Average Maturity Two (c)	76 days
Portfolio Maturing beyond One Year	0%
Net Asset Value (NAV)	\$1.00
Annualized Expense Ratio	0.06%
Standard & Poor's Rating	AAAf/S1+

Inventory Position


	Book Value	Market Value
Cash/Repo	293,013,589.64	293,013,589.64
US Treasuries	-	-
Agencies	-	-
Commercial Paper	8,645,062,896.66	8,649,496,783.71
Money Market Funds	592,553,273.01	592,553,273.01
Total Assets	9,530,629,759.31	9,535,063,646.36

Investment Distribution



Commercial Paper	91%
Money Market	6%
Cash/Repo	3%

(c) The Weighted Average Maturity One calculation uses the industry standard definition of state maturity for floating rate instruments, the number of days until the next reset date. The Weighted Average Maturity Two calculation uses the final maturity of any floating rate instruments, as opined in Texas Attorney General Opinion No. JC0359.



Texas CLASS

Texas CLASS

Date	Dividend Rate	Daily Yield
09/01/2024	0.000000000	5.4306%
09/02/2024	0.000000000	5.4306%
09/03/2024	0.000148169	5.4230%
09/04/2024	0.000148604	5.4389%
09/05/2024	0.000148501	5.4351%
09/06/2024	0.000445749	5.4381%
09/07/2024	0.000000000	5.4381%
09/08/2024	0.000000000	5.4381%
09/09/2024	0.000147717	5.4064%
09/10/2024	0.000148253	5.4261%
09/11/2024	0.000147862	5.4117%
09/12/2024	0.000147686	5.4053%
09/13/2024	0.000443370	5.4091%
09/14/2024	0.000000000	5.4091%
09/15/2024	0.000000000	5.4091%
09/16/2024	0.000147897	5.4130%
09/17/2024	0.000148488	5.4347%
09/18/2024	0.000148415	5.4320%
09/19/2024	0.000146121	5.3480%
09/20/2024	0.000416718	5.0840%
09/21/2024	0.000000000	5.0840%
09/22/2024	0.000000000	5.0840%
09/23/2024	0.000138797	5.0800%
09/24/2024	0.000138538	5.0705%
09/25/2024	0.000138523	5.0700%
09/26/2024	0.000138401	5.0655%
09/27/2024	0.000414519	5.0571%
09/28/2024	0.000000000	5.0571%
09/29/2024	0.000000000	5.0571%
09/30/2024	0.000138341	5.0633%

Performance results are shown net of all fees and expenses and reflect the reinvestment of dividends and other earnings. Many factors affect performance including changes in market conditions and interest rates and in response to other economic, political, or financial developments. Investment involves risk including the possible loss of principal. No assurance can be given that the performance objectives of a given strategy will be achieved. **Past performance is no guarantee of future results. Any financial and/or investment decision may incur losses.**