

Nueces County Hospital District  
 Quarterly Investment Report  
 October 1, 2019 - December 31, 2019

Summary Holdings Statistics:

Portfolio as of September 30, 2019		Portfolio as of December 31, 2019	
Beginning Book Value	\$100,004,782	Ending Book Value	\$124,202,497
Beginning Market Value	\$99,999,282	Ending Market Value	\$124,211,730
Unrealized Gain/Loss	(\$5,500)	Unrealized Gain/Loss	\$9,233
Beginning WAM	133 Days	Ending WAM	177 Days
Beginning WAY	2.187%	Ending WAY	1.716%
Change in Market Value	\$24,212,448		
Investment Income for Period	\$513,230		
Quarter Average Yield - NCHD	1.818%		
Quarter Average Yield - 6 Mth T-Bill	1.610%		

This report reflects Nueces County Hospital District's investment policy and strategies in accordance with the Public Funds Investment Act.

INVESTMENT OFFICERS:

  
 JONNY F. HIPPI, ADMINISTRATOR

  
 BELINDA CHISM, ASSISTANT ADMINISTRATOR

  
 DONNA LITTLEFIELD, DIRECTOR OF ACCOUNTING & FINANCE

Nueces County Hospital District  
Inventory Report - Holdings by Fund  
As of: 12/31/2019

Settle Date	Maturity Date	Location	Security	CUSIP	Avg Yield/ Coupon	Purchase Price	PAR	Beginning Book Value 09/30/2019	Beginning Market Value 09/30/2019	Ending Book Value 12/31/2019	Ending Market 12/31/2019	Gain/Loss	Accrued Interest	Yield Y-T-M	Days to Maturity
<b>Indigent Care Fund</b>															
12/31/2019	01/01/2020	TexPool	Investment Pool	#0002	1.623%	11,877,243	11,877,243	18,734,845	18,734,845	11,877,243	11,877,243	0	0	1.623%	1
12/31/2019	01/01/2020	LOGIC	Investment Pool		1.817%	9,278,045	9,278,045	4,205,566	4,205,566	9,278,045	9,278,045	0	0	1.817%	1
12/31/2019	01/01/2020	TexSTAR	Investment Pool		1.564%	8,673,664	8,673,664	11,638,110	11,638,110	8,673,664	8,673,664	0	0	1.564%	1
10/30/2017	11/05/2020	Safekeeping	FHLB - Qtrly Call	3130ACLP7	1.950%	0	0	2,000,000	2,000,034	0	0	0	0	1.949%	310
11/02/2018	10/01/2019	Safekeeping	FFCB - Disc. Note	313312MK3	0.000%	0	0	2,999,844	2,999,844	0	0	(0)	0	2.716%	0
03/26/2019	03/25/2022	Safekeeping	FAMCA - 1x Call	3142BBDZ0	2.610%	3,999,600	4,000,000	3,999,806	4,011,272	3,999,907	4,004,984	5,077	27,550	2.620%	815
07/29/2019	07/29/2021	Safekeeping	FHLMC - Qtrly Call	3134GTL76	2.300%	0	0	3,000,000	3,000,015	0	0	0	0	2.300%	0
08/08/2019	08/08/2022	Safekeeping	FFCB - Cont. Call	3133EKYM2	2.200%	0	0	2,998,983	2,992,305	0	0	0	0	2.228%	951
08/21/2019	08/19/2021	Safekeeping	FFCB - Cont. Call	3133EKA97	1.970%	0	0	2,999,033	2,987,544	0	0	0	0	2.000%	597
09/17/2019	03/12/2021	Safekeeping	FHLB - Qtrly Call	3130AH3E1	2.050%	0	0	2,999,109	3,000,198	0	0	0	0	2.074%	437
10/01/2019	06/23/2021	Safekeeping	FHLB - Qtrly Call	3130AH5N9	2.000%	2,999,700	3,000,000	0	0	2,999,857	3,002,394	2,537	16,167	2.006%	540
10/28/2019	10/28/2022	Safekeeping	FNMA - Qtrly Call	3135GOW90	1.950%	4,000,000	4,000,000	0	0	4,000,000	4,000,172	172	13,433	1.950%	1,032
10/30/2019	10/28/2022	Safekeeping	FNMA - Qtrly Call	3135GOW90	1.950%	3,998,600	4,000,000	0	0	3,999,080	4,000,172	1,092	13,433	1.962%	1,032
11/14/2019	11/14/2022	Safekeeping	FFCB - Cont. Call	3133EKSV4	1.840%	3,994,000	4,000,000	0	0	3,997,065	3,997,332	267	9,404	1.890%	1,049
12/06/2019	03/02/2020	Safekeeping	CP - Boeing	09702LC29	0.000%	2,985,355	3,000,000	0	0	2,989,563	2,989,563	0	0	2.030%	62
12/19/2019	12/19/2022	Safekeeping	FHLB - Qtrly Call	3130AHPB3	1.800%	4,000,000	4,000,000	0	0	4,000,000	4,000,088	88	2,200	1.800%	1,084
			Subtotal			55,806,207	55,828,952	55,575,232	55,569,733	55,814,424	55,823,658	9,233	82,188	1.839%	392

Settle Date	Maturity Date	Location	Security	CUSIP	Avg Yield/ Coupon	Purchase Price	PAR	Beginning Book Value 09/30/2019	Beginning Market Value 09/30/2019	Ending Book Value 12/31/2019	Ending Market 12/31/2019	Gain/Loss	Accrued Interest	Yield Y-T-M	Days to Maturity
<b>Tobacco Settlement Fund</b>															
12/31/2019	01/01/2020	TexPool	Investment Pool	#00007	1.623%	490	490	488	488	490	490	0	0	1.623%	1
			Subtotal			490	490	488	488	490	490	0	0	1.623%	1

Settle Date	Maturity Date	Location	Security	CUSIP	Avg Yield/ Coupon	Purchase Price	PAR	Beginning Book Value 09/30/2019	Beginning Market Value 09/30/2019	Ending Book Value 12/31/2019	Ending Market 12/31/2019	Gain/Loss	Accrued Interest	Yield Y-T-M	Days to Maturity
<b>Employee Health Benefits Trust Fund</b>															
12/31/2019	01/01/2020	Frost Trust	Short Term Treasury	Invesco	1.490%	142,779	142,779	142,330	142,330	142,779	142,779	0	181	1.490%	1
			Subtotal			142,779	142,779	142,330	142,330	142,779	142,779	0	181	1.490%	1

Settle Date	Maturity Date	Location	Security	CUSIP	Avg Yield/ Coupon	Purchase Price	PAR	Beginning Book Value 09/30/2019	Beginning Market Value 09/30/2019	Ending Book Value 12/31/2019	Ending Market 12/31/2019	Gain/Loss	Accrued Interest	Yield Y-T-M	Days to Maturity
<b>General Fund</b>															
12/31/2019	01/01/2020	Cash on hand	Petty Cash		0.000%	150	150	150	150	150	150	0	0	0.000%	1
12/31/2019	01/01/2020	TexPool	Investment Pool	#00004	1.623%	30,957,543	30,957,543	17,535,914	17,535,914	30,957,543	30,957,543	0	0	1.623%	1
12/31/2019	01/01/2020	TexPool	Investment Pool	#00009	1.623%	36,669,793	36,669,793	26,438,090	26,438,090	36,669,793	36,669,793	0	0	1.623%	1
12/31/2019	01/01/2020	Frost Bank	Commercial Checking	664025679	0.850%	615,837	615,837	311,135	311,135	615,837	615,837	0	0	0.850%	1
12/31/2019	01/01/2020	Frost Bank	Commercial Checking	664027221	0.850%	1,480	1,480	1,442	1,442	1,480	1,480	0	0	0.850%	1
			Subtotal			68,244,804	68,244,804	44,286,732	44,286,732	68,244,804	68,244,804	0	0	1.616%	1

Settle Date	Maturity Date	Location	Security	CUSIP	Avg Yield/ Coupon	Purchase Price	PAR	Beginning Book Value 09/30/2019	Beginning Market Value 09/30/2019	Ending Book Value 12/31/2019	Ending Market 12/31/2019	Gain/Loss	Accrued Interest	Yield Y-T-M	Days to Maturity
<b>TOTAL PORTFOLIO</b>															
						124,194,280	124,217,025	100,004,762	99,999,282	124,202,497	124,211,730	9,233	82,369	1.716%	177
														WAY	WAM

Nueces County Hospital District  
Investment Transaction Activity  
October 1, 2019 - December 31, 2019

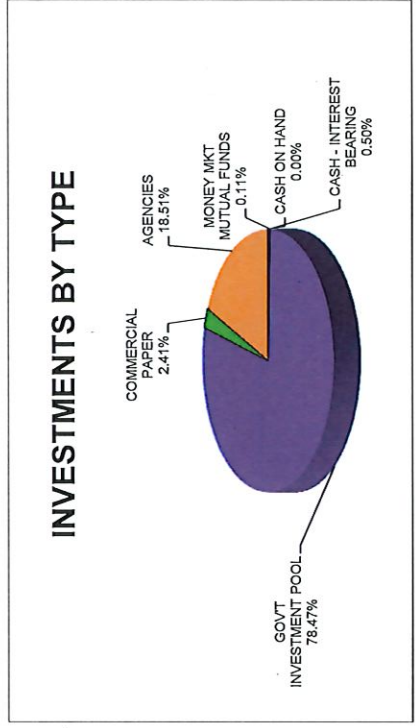
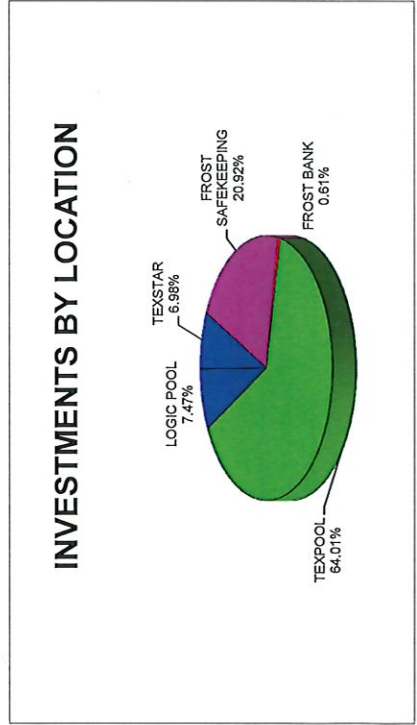
Settle Date	Maturity	Call Date	Type	CUSIP	Coupon	Price	Par	Principal	Acc'd Interest	Total Settlement	Yield to Mat/Call	Broker
<b>Purchases</b>												
10/01/2019	06/23/2021	03/23/2020	FHLB - Qtrly Call	3130AH5N9	2.000%	99.9900	3,000,000.00	2,999,700.00	1,333.33	3,001,033.33	2.007%/2.02%	Mizuho
10/28/2019	10/28/2022	04/28/2020	FNMA - Qtrly Call	3135G0W90	1.950%	100.0000	4,000,000.00	4,000,000.00	0.00	4,000,000.00	1.950%	BOK Financial
10/30/2019	10/28/2022	04/28/2020	FNMA - Qtrly Call	3135G0W90	1.950%	99.9650	4,000,000.00	3,998,600.00	433.33	3,999,033.33	1.962%/2.02%	Piper Jaffray
11/14/2019	11/14/2022	02/14/2020	FFCB - Cont. Call	3133EK5V4	1.840%	99.8500	4,000,000.00	3,994,000.00	0.00	3,994,000.00	1.89%/2.44%	Intl FC Stone
12/06/2019	03/02/2020	n/a	CP - Boeing	09702L2C29	0.000%	99.5183	3,000,000.00	2,985,355.00	0.00	2,985,355.00	2.030%	n/a
12/19/2019	12/19/2022	06/19/2020	FHLB - Qtrly Call	3130AHPB3	1.800%	100.0000	4,000,000.00	4,000,000.00	0.00	4,000,000.00	1.800%	FTN Financial
				<b>Total Purchases:</b>			<b>22,000,000.00</b>	<b>21,977,655.00</b>	<b>1,766.66</b>	<b>21,979,421.66</b>		
<b>Maturities/Calls</b>												
11/01/2018	10/01/2019	n/a	FFCB Disc Note	313312MK3	0.000%	97.5673	3,000,000.00	2,927,017.50	0.00	3,000,000.00	2.716%	Raymond James
07/29/2019	07/29/2021	10/29/2019	FHLMC - Qtrly Call	3134GTL76	2.300%	100.0000	3,000,000.00	3,000,000.00	17,250.00	3,017,250.00	2.300%	Piper Jaffray
10/30/2017	11/05/2020	11/05/2019	FHLB - Qtrly Call	3130ACL7	1.950%	100.0000	2,000,000.00	2,000,000.00	19,500.00	2,019,500.00	1.949%	Piper Jaffray
08/08/2019	08/08/2022	11/08/2019	FFCB - Cont. Call	3133EKYM2	2.200%	99.9200	3,000,000.00	2,997,600.00	16,500.00	3,016,500.00	2.228%/2.522%	RBC Capital Mkts
08/21/2019	08/19/2021	12/11/2019	FFCB - Cont. Call	3133EKA97	1.970%	99.9420	3,000,000.00	2,998,588.33	18,386.67	3,018,386.67	2.00%/2.208%	Morgan Stanley
09/17/2019	03/12/2021	12/12/2019	FHLB - Qtrly Call	3130AH3E1	2.050%	99.9650	3,000,000.00	2,998,950.00	15,375.00	3,015,375.00	2.074%/2.197%	Wells Fargo Secs
				<b>Total Maturities/Calls:</b>			<b>17,000,000.00</b>	<b>16,922,155.83</b>	<b>87,011.67</b>	<b>17,087,011.67</b>		

NUECES COUNTY HOSPITAL DISTRICT  
 INVESTMENTS SUMMARY BY LOCATION & TYPE  
 FY 2020 1ST QUARTER (OCTOBER 1 - DECEMBER 31, 2019)

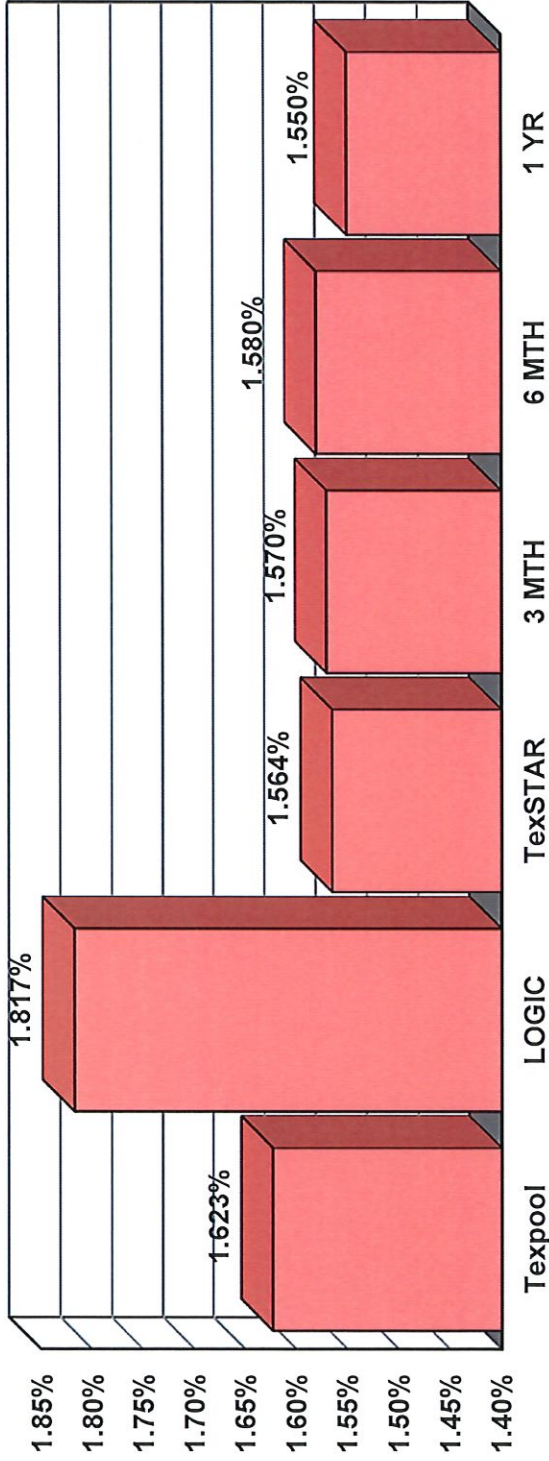
	FROST BANK	TEXPOOL	LOGIC	TEXSTAR	FROST SAFEKEEPING	TOTAL	PERCENT BY TYPE OF INVESTMENT
CASH ON HAND	\$150	\$0	\$0	\$0	\$0	\$150	0.00%
CASH - INTEREST BEARING	\$617,318	\$0	\$0	\$0	\$0	\$617,318	0.50%
MONEY MKT MUTUAL FUNDS	\$142,779	\$0	\$0	\$0	\$0	\$142,779	0.11%
GOVT INVESTMENT POOLS	\$0	\$79,505,069	\$9,278,045	\$8,673,664	\$0	\$97,456,778	78.47%
COMMERCIAL PAPER	\$0	\$0	\$0	\$0	\$2,989,563	\$2,989,563	2.41%
CERTIFICATES OF DEPOSIT	\$0	\$0	\$0	\$0	\$0	\$0	0.00%
TREASURY NOTES AND BONDS	\$0	\$0	\$0	\$0	\$0	\$0	0.00%
AGENCIES	\$0	\$0	\$0	\$0	\$22,995,909	\$22,995,909	18.51%
<b>TOTAL INVESTMENTS</b>	<b>\$760,247</b>	<b>\$79,505,069</b>	<b>\$9,278,045</b>	<b>\$8,673,664</b>	<b>\$25,985,472</b>	<b>\$124,202,497</b>	<b>100.00%</b>

PERCENT BY HOLDER OF INVESTMENTS

FROST BANK	0.61%
TEXPOOL	64.01%
LOGIC	7.47%
TEXSTAR	6.98%
FROST SAFEKEEPING	20.92%
TOTAL	100.00%




# NUECES COUNTY HOSPITAL DISTRICT POOL RATES V. TREASURIES DECEMBER 31, 2019



**NUECES COUNTY HOSPITAL DISTRICT  
 INVESTMENT SUMMARY BY LIQUIDITY  
 FY 2020 1ST QUARTER (OCTOBER 1 - DECEMBER 31, 2019)**

<u>INVESTMENT-YRS TO MATURITY</u>	<u>AMOUNT</u>	
CASH & CASH EQUIVALENTS	\$98,217,025	79.1%
MATURES IN 0-6 MONTHS	\$2,989,563	2.4%
MATURES IN 6-12 MONTHS	\$0	0.0%
MATURES IN 12-18 MONTHS	\$2,999,857	2.4%
MATURES IN 18-24 MONTHS	\$0	0.0%
MATURES IN OVER 2 YEARS	\$19,996,052	16.1%
<b>TOTAL</b>	<b>\$124,202,497</b>	<b>100.0%</b>



**NUECES COUNTY HOSPITAL DISTRICT  
QUARTERLY BENCHMARK COMPARISON  
DECEMBER 31, 2019**

