

Collin County Community College District

Investment Report

As of February 28, 2026



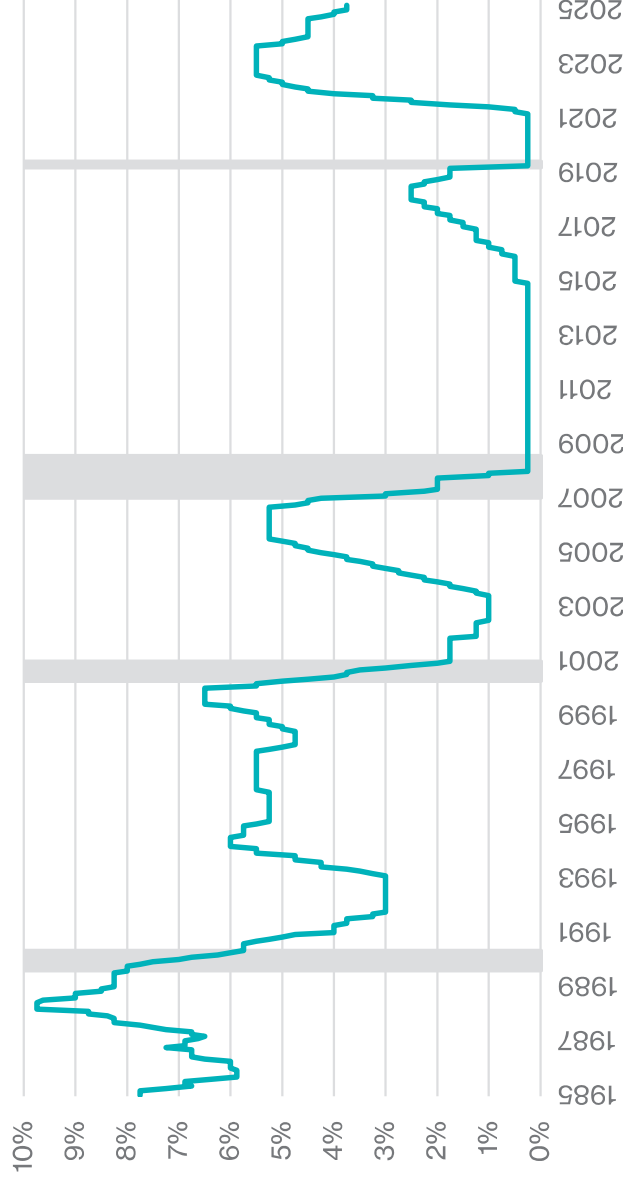
MEEDER
PUBLIC FUNDS

OBSERVATIONS AND EXPECTATIONS

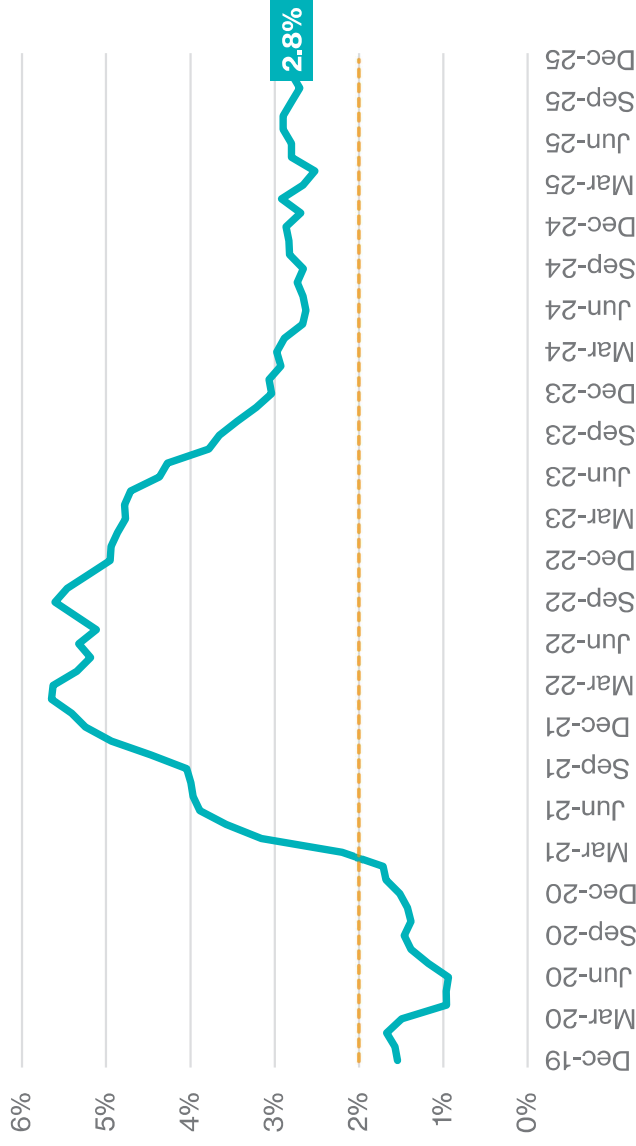
- Interest rates were generally lower for February, partly due to geopolitical uncertainty
- The Fed Funds futures market is projecting the next .25% cut in July 2026
- Economic growth slowed in the fourth quarter of 2025 and should rebound in Q1 2026
- Labor market data continue to show there's not much hiring or firing taking place
- The Fed's preferred inflation metric moved up to 3%, above the Fed's 2% target

- The Federal Reserve's last rate cut was Dec 2025.
- The futures market data are projecting about two .25% cuts later this year.

Fed Funds History



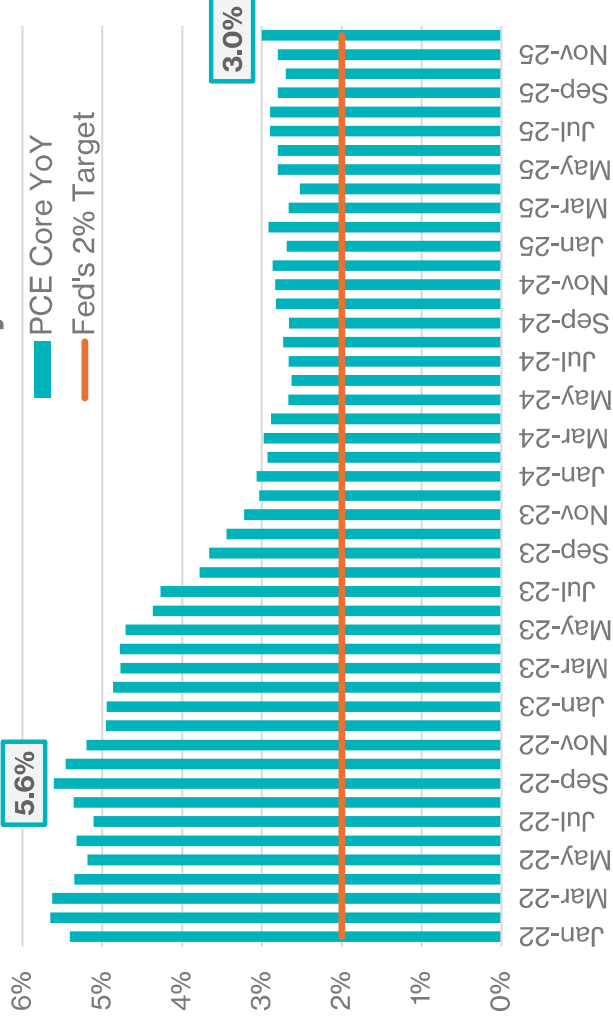
Core PCE YoY



- Weekly unemployment claims remain near historically low levels.
- The unemployment rate also remains low.
- However, monthly average job growth has slowed.
-

SOURCE: BLOOMBERG, Y-AXIS CUT OFF DUE TO COVID EXTREMES

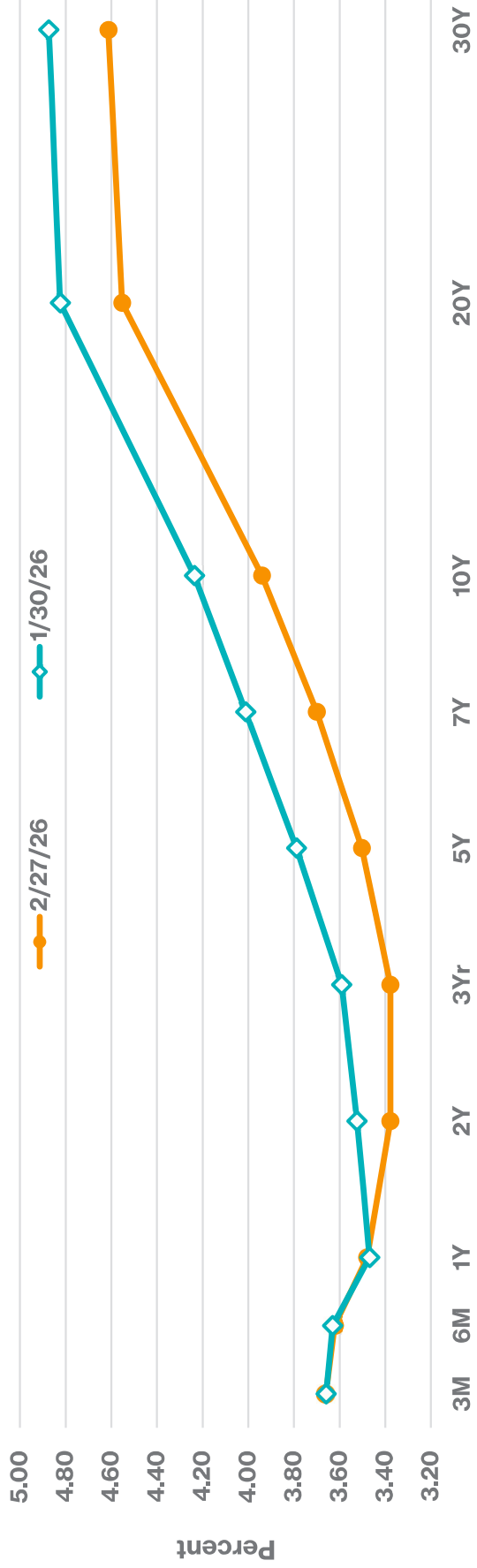
PCE Core Inflation Yoy



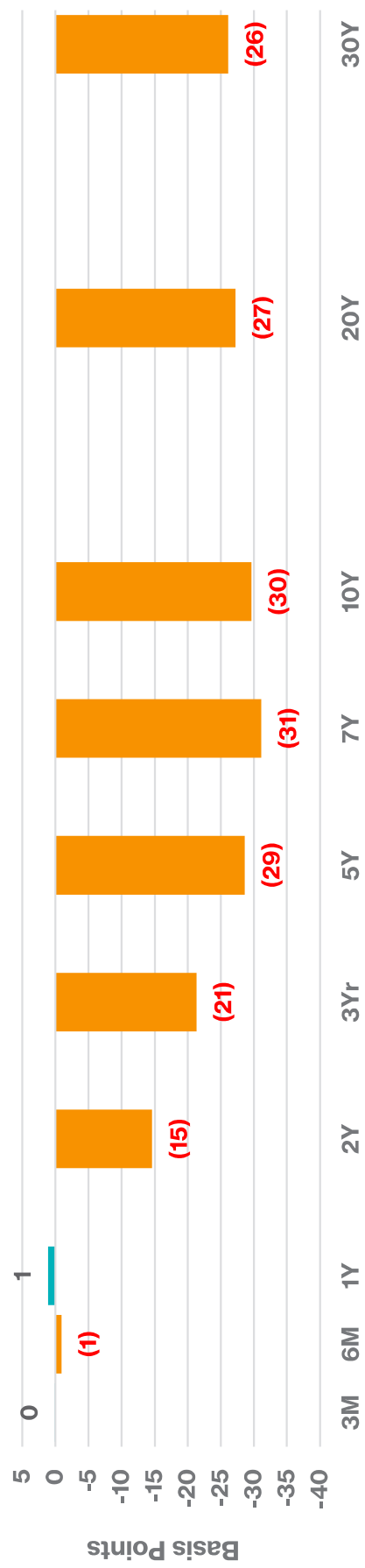
- Core Personal Consumption Expenditure YoY is the Fed's preferred inflation gauge.
- Core excludes food and energy components.
- Core PCE YoY is currently at 3.0%, not at the Fed's 2% target, but far below the 5.6% peak in 2022.
- Economists surveyed by Bloomberg expect PCE Core YoY to remain above the Fed's target for at least the next two years.

SOURCE: BLOOMBERG

U.S. Treasury Yield Curve Change



Basis Point Change





Contents

Portfolio Summary	6
Portfolio Overview	7
Summary by Type	8
Position Statement	10
Cash Reconciliation Report	15
Transaction Statement	16
Amortization Schedule	17
Accrued Interest Schedule	19
Earnings by Fund	22

Portfolio Summary

3.89

Weighted Average Yield to Maturity

0.44

Weighted Average Maturity (Years)

0.50

Portfolio Effective Duration (Years)

0.44

Weighted Average Life (Years)

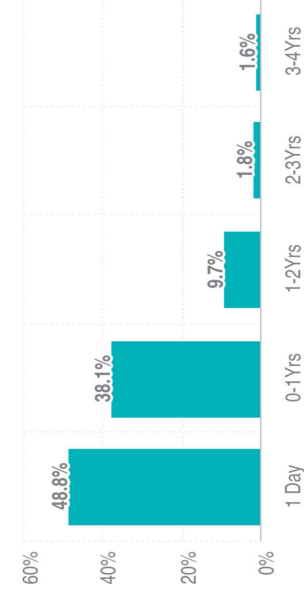
AA+

Average Credit Rating

Portfolio Position

Par Value	\$612,951,216
Principal Cost	\$611,647,106
Book Value	\$612,391,485
Market Value	\$613,324,143
Unrealized Gain/Loss	\$932,658
Accrued Interest	\$2,968,050

Maturity Distribution



Sector Allocation





Portfolio Overview

SECURITY TYPE	PAR VALUE	MARKET VALUE	BOOK VALUE	PORTFOLIO	% OF PORTFOLIO	DAYS TO MATURITY	YIELD
Bank Deposits	159,486.70	159,486.70	159,486.70		0.03%	1	0.00
LGIP	253,498,191.76	253,498,191.76	253,498,191.76		41.33%	1	3.75
Money Market Funds	45,928,537.47	45,928,537.47	45,928,537.47		7.49%	1	3.57
Commercial Paper	34,365,000.00	34,033,663.15	34,033,663.15		5.55%	93	3.98
U.S. Treasuries	189,500,000.00	190,080,879.19	189,341,145.03		30.99%	383	4.01
U.S. Agencies	89,500,000.00	89,623,385.00	89,430,460.97		14.61%	243	4.18
TOTAL	612,951,215.93	613,324,143.27	612,391,485.08		100.00%	160	3.89

CASH AND ACCRUED INTEREST

Purchased Accrued Interest

47,414.98

TOTAL CASH AND INVESTMENTS

612,951,215.93

612,438,900.06

160

3.89

TOTAL EARNINGS

CURRENT MONTH

1,876,049.55



Summary by Type

SECURITY TYPE	# OF SECURITIES	PAR VALUE	BOOK VALUE	% OF PORTFOLIO	YIELD	DAYS TO FINAL MATURITY
2020 BOND SERIES						
LGIP	1	16,848,958.37	16,848,958.37	2.73	3.69	1
TOTAL	1	16,848,958.37	16,848,958.37	2.75	3.69	1

BUILDING						
LGIP	3	47,536,611.20	47,536,611.20	7.71	3.80	1
Money Market Funds	1	17,798,730.05	17,798,730.05	2.89	3.57	1
U.S. Treasuries	8	55,000,000.00	54,810,736.79	9.03	3.86	509
U.S. Agencies	1	10,000,000.00	9,995,755.16	1.63	3.55	297
TOTAL	13	130,335,341.25	130,141,833.20	21.26	3.77	239

DEBT SERVICE						
LGIP	1	4,103,690.39	4,103,690.39	0.67	3.69	1
Money Market Funds	1	11,356,407.13	11,356,407.13	1.84	3.57	1
TOTAL	2	15,460,097.52	15,460,097.52	2.52	3.60	1

OPERATING						
Bank Deposits	1	159,486.70	159,486.70	0.03	0.00	1
LGIP	4	157,981,203.67	157,981,203.67	25.64	3.73	1
Money Market Funds	1	8,634,693.49	8,634,693.49	1.40	3.57	1
U.S. Treasuries	4	22,500,000.00	22,459,942.72	3.72	4.27	648
U.S. Agencies	3	40,500,000.00	40,451,260.66	6.73	4.93	178
TOTAL	13	229,775,383.86	229,686,587.24	37.51	3.98	96

REVENUE BOND						
LGIP	1	23,319,934.64	23,319,934.64	3.78	3.83	1
Money Market Funds	1	6,312,522.05	6,312,522.05	1.02	3.57	1
Commercial Paper	5	34,365,000.00	34,033,663.15	5.52	3.98	93



Summary by Type

SECURITY TYPE	# OF SECURITIES	PAR VALUE	BOOK VALUE	% OF PORTFOLIO	YIELD	DAYS TO FINAL MATURITY
U.S. Treasuries	4	62,000,000.00	62,041,616.25	10.17	4.22	149
U.S. Agencies	1	29,000,000.00	28,987,689.98	4.73	3.55	297
TOTAL	12	154,997,456.69	154,695,426.07	25.24	3.96	136

STABILIZATION						
LGIP	1	3,707,793.49	3,707,793.49	0.60	3.69	1
Money Market Funds	1	1,826,184.75	1,826,184.75	0.30	3.57	1
U.S. Treasuries	6	50,000,000.00	50,028,849.27	8.22	3.80	410
U.S. Agencies	1	10,000,000.00	9,995,755.16	1.63	3.55	297
TOTAL	9	65,533,978.24	65,558,582.67	10.71	3.75	359

GRAND TOTAL	50	612,951,215.93	612,391,485.08	100.00	3.89	160
--------------------	-----------	-----------------------	-----------------------	---------------	-------------	------------



Position Statement

CUSIP	DESCRIPTION	TRADE DATE SETTLE DATE	PAR VALUE	PRINCIPAL COST PURCHASED INTEREST	TOTAL COST	YIELD TO MATURITY	MATURITY DATE	DAYS TO MATURITY	MARKET PRICE MARKET VALUE	UNREALIZED GAIN/LOSS BOOK VALUE	% OF MV	MOODY'S S&P RATING
2020 BOND SERIES												
LGIP												
TEXPOOL	TexPool	02/28/2026 02/28/2026	16,848,958.37	16,848,958.37 0.00	16,848,958.37	3.69		1	16,848,958.37	0.00 16,848,958.37	2.75	AAA
LGIP TOTAL			16,848,958.37	16,848,958.37 0.00	16,848,958.37	3.69		1	16,848,958.37	0.00 16,848,958.37	2.75	AAA
2020 BOND SERIES TOTAL			16,848,958.37	16,848,958.37 0.00	16,848,958.37	3.69		1	16,848,958.37	0.00 16,848,958.37	2.75	AAA
BUILDING												
LGIP												
TEXSTAR	TexSTAR	02/28/2026 02/28/2026	3,390,416.08	3,390,416.08 0.00	3,390,416.08	3.68		1	3,390,416.08	0.00 3,390,416.08	0.55	AAA
TEXPOOL	TexPool	02/28/2026 02/28/2026	7,937,206.35	7,937,206.35 0.00	7,937,206.35	3.69		1	7,937,206.35	0.00 7,937,206.35	1.29	AAA
13999998	Texas Connect	02/28/2026 02/28/2026	36,208,988.77	36,208,988.77 0.00	36,208,988.77	3.83		1	36,208,988.77	0.00 36,208,988.77	5.90	NA
LGIP TOTAL			47,536,611.20	47,536,611.20 0.00	47,536,611.20	3.80		1	47,536,611.20	0.00 47,536,611.20	7.75	AAA
MONEY MARKET FUNDS												
31846V567	FIRST AMER;GVT OBLG.Z	02/28/2026 02/28/2026	17,798,730.05	17,798,730.05 0.00	17,798,730.05	3.57		1	17,798,730.05	0.00 17,798,730.05	2.90	Aaa AAA
MONEY MARKET FUNDS TOTAL			17,798,730.05	17,798,730.05 0.00	17,798,730.05	3.57		1	17,798,730.05	0.00 17,798,730.05	2.90	AAA
U.S. TREASURIES												
91282CGV7	US TREASURY 3.750 04/15/26	04/14/2025 04/15/2025	10,000,000.00	9,975,000.00 0.00	9,975,000.00	4.01	04/15/2026	46	10,000,000.00	3,082.19 9,996,917.81	1.63	Aat AA+
91282CJP7	US TREASURY 4.375 12/15/26	12/05/2024 12/06/2024	5,000,000.00	5,021,679.69 0.00	5,021,679.69	4.15	12/15/2026	290	5,031,250.00	22,771.75 5,008,478.26	0.82	Aat AA+
91282CKJ9	US TREASURY 4.500 04/15/27	04/14/2025 04/15/2025	10,000,000.00	10,117,968.75 0.00	10,117,968.75	3.88	04/15/2027	411	10,108,593.80	42,337.38 10,066,256.42	1.65	Aat AA+
91282CLG4	US TREASURY 3.750 08/15/27	09/05/2024 09/05/2024	4,000,000.00	4,011,406.25 0.00	4,011,406.25	3.65	08/15/2027	533	4,017,031.24	11,381.22 4,005,650.02	0.65	Aat AA+
91282CPL9	US TREASURY 3.375 11/30/27	12/22/2025 12/23/2025	10,000,000.00	9,975,781.25 21,325.55	9,997,106.80	3.50	11/30/2027	640	9,994,140.60	16,029.97 9,978,110.63	1.63	Aat AA+
91282CFZ9	US TREASURY 3.875 11/30/27	12/12/2024 12/13/2024	5,000,000.00	4,966,015.62 0.00	4,966,015.62	4.12	11/30/2027	640	5,038,476.55	58,546.81 4,979,929.74	0.82	Aat AA+
9128284V9	US TREASURY 2.875 08/15/28	09/05/2024 09/05/2024	6,000,000.00	5,840,625.00 0.00	5,840,625.00	3.60	08/15/2028	899	5,928,281.28	27,669.30 5,900,611.98	0.97	Aat AA+



Position Statement

CUSIP	DESCRIPTION	TRADE DATE SETTLE DATE	PAR VALUE	PRINCIPAL COST PURCHASED INTEREST	TOTAL COST	YIELD TO MATURITY	MATURITY DATE	DAYS TO MATURITY	MARKET PRICE MARKET VALUE	UNREALIZED GAIN/LOSS BOOK VALUE	% OF MV	MOODY'S S&P RATING
9128285M8	US TREASURY 3.125 11/15/28	12/12/2024 12/13/2024	5,000,000.00	4,818,750.00 0.00	4,818,750.00	4.14	11/15/2028	991	99.32 4,966,015.65	91,233,72 4,874,781.93	0.81	Aa1 AA+
U.S. TREASURIES TOTAL			55,000,000.00	54,727,226.56 21,325.55	54,748,552.11	3.86		510	100.16 55,083,789.12	273,052.33 54,810,736.79	8.98	AA+
U.S. AGENCIES												
3133ET5B9	FED FARM CR BNKS 3.500 12/22/26	12/22/2025 12/23/2025	10,000,000.00	9,994,780.00 972.22	9,995,752.22	3.55	12/22/2026	297	99.89 9,989,300.00	(6,455.16) 9,995,755.16	1.63	Aa1 A+
U.S. AGENCIES TOTAL			10,000,000.00	9,994,780.00 972.22	9,995,752.22	3.55		297	99.89 9,989,300.00	(6,455.16) 9,995,755.16	1.63	AA+
BUILDING TOTAL			130,335,341.25	130,057,347.81 22,297.77	130,079,645.58	3.77		239	130,408,430.37 4,103,690.39	266,597.17 130,141,833.20	21.26	AA+

DEBT SERVICE												
LGIP												
TEXPOOL	TexPool	02/28/2026 02/28/2026	4,103,690.39	4,103,690.39 0.00	4,103,690.39	3.69		1	1.00 4,103,690.39	0.00 4,103,690.39	0.67	AAA
LGIP TOTAL			4,103,690.39	4,103,690.39 0.00	4,103,690.39	3.69		1	1.00 4,103,690.39	0.00 4,103,690.39	0.67	AAA

MONEY MARKET FUNDS												
31846V567	FIRST AMER GVT OBLG Z	02/28/2026 02/28/2026	11,356,407.13	11,356,407.13 0.00	11,356,407.13	3.57		1	1.00 11,356,407.13	0.00 11,356,407.13	1.85	Aaa AAA
MONEY MARKET FUNDS TOTAL			11,356,407.13	11,356,407.13 0.00	11,356,407.13	3.57		1	1.00 11,356,407.13	0.00 11,356,407.13	1.85	AAA
DEBT SERVICE TOTAL			15,460,097.52	15,460,097.52 0.00	15,460,097.52	3.60		1	15,460,097.52 4,103,690.39	0.00 15,460,097.52	2.52	AAA

OPERATING												
BANK DEPOSITS												
51532MEED	JPMorgan Chase Commercial Checking Account	02/28/2026 02/28/2026	159,486.70	159,486.70 0.00	159,486.70	0.00		1	1.00 159,486.70	0.00 159,486.70	0.03	NA NA
BANK DEPOSITS TOTAL			159,486.70	159,486.70 0.00	159,486.70	0.00		1	1.00 159,486.70	0.00 159,486.70	0.03	NA

LGIP												
TXRANGE	Texas Range Texas- DAILY Fund	02/28/2026 02/28/2026	6,056,079.64	6,056,079.64 0.00	6,056,079.64	3.69		1	1.00 6,056,079.64	0.00 6,056,079.64	0.99	AAA



Position Statement

CUSIP	DESCRIPTION	TRADE DATE SETTLE DATE	PAR VALUE	PRINCIPAL COST PURCHASED INTEREST	TOTAL COST	YIELD TO MATURITY	MATURITY DATE	DAYS TO MATURITY	MARKET PRICE MARKET VALUE	UNREALIZED GAIN/LOSS BOOK VALUE	% OF MV	MOODY'S S&P RATING
TEXSTAR	TexSTAR	02/28/2026 02/28/2026	517,561.28	517,561.28 0.00	517,561.28	3.68		1	517,561.28	0.00 517,561.28	0.08	AAA
TEXPOOL	TexPool	02/28/2026 02/28/2026	109,516,100.11	109,516,100.11 0.00	109,516,100.11	3.69		1	109,516,100.11	0.00 109,516,100.11	17.86	AAA
139999998	Texas Connect	02/28/2026 02/28/2026	41,891,462.64	41,891,462.64 0.00	41,891,462.64	3.83		1	41,891,462.64	0.00 41,891,462.64	6.83	NA
LGIP TOTAL			157,981,203.67	157,981,203.67 0.00	157,981,203.67	3.73		1	157,981,203.67	0.00 157,981,203.67	25.76	AAA
MONEY MARKET FUNDS												
31848V567	FIRST AMERGVT OBLG,Z	02/28/2026 02/28/2026	8,634,693.49	8,634,693.49 0.00	8,634,693.49	3.57		1	8,634,693.49	0.00 8,634,693.49	1.41	Aaa AAA
MONEY MARKET FUNDS TOTAL			8,634,693.49	8,634,693.49 0.00	8,634,693.49	3.57		1	8,634,693.49	0.00 8,634,693.49	1.41	AAA
U.S. TREASURIES												
91282CGR6	US TREASURY 4.625 03/15/26	04/29/2024 04/29/2024	7,500,000.00	7,446,386.72 0.00	7,446,386.72	5.03	03/15/2026	15	100.01 7,500,585.98	1,681.72 7,498,904.25	1.22	Aa1 AA+
91282CKR1	US TREASURY 4.500 05/15/27	05/23/2025 05/27/2025	5,000,000.00	5,049,609.38 0.00	5,049,609.38	3.97	05/15/2027	441	101.17 5,058,593.75	28,192.46 5,030,401.29	0.82	Aa1 AA+
91282CEV9	US TREASURY 3.250 06/30/29	06/26/2025 06/27/2025	5,000,000.00	4,907,812.50 0.00	4,907,812.50	3.75	06/30/2029	1,218	99.48 4,973,828.15	50,462.16 4,923,365.99	0.81	Aa1 AA+
91282CLC3	US TREASURY 4.000 07/31/29	07/16/2025 07/17/2025	5,000,000.00	5,008,593.75 0.00	5,008,593.75	3.95	07/31/2029	1,249	101.85 5,092,578.15	85,306.96 5,007,271.19	0.83	Aa1 AA+
U.S. TREASURIES TOTAL			22,500,000.00	22,412,402.35 0.00	22,412,402.35	4.27		652	100.57 22,625,586.03	165,643.30 22,459,942.72	3.69	AA+
U.S. AGENCIES												
3133EP7C3	FED FARM CR BNKS 4.625 04/01/26	04/30/2024 04/30/2024	7,500,000.00	7,444,333.73 0.00	7,444,333.73	5.03	04/01/2026	32	100.06 7,504,725.00	7186.70 7,497,538.30	1.22	Aa1 AA+
3130AWTQ3	FHLBANKS 4.625 09/11/26	09/25/2023 09/25/2023	25,000,000.00	24,759,469.25 0.00	24,759,469.25	4.97	09/11/2026	195	100.46 25,115,250.00	158,401.09 24,956,848.91	4.09	Aa1 AA+
3130AXU63	FHLBANKS 4.625 11/17/26	11/22/2023 11/22/2023	8,000,000.00	7,986,936.00 0.00	7,986,936.00	4.68	11/17/2026	262	100.70 8,055,840.00	58,966.55 7,996,873.45	1.31	Aa1 AA+
U.S. AGENCIES TOTAL			40,500,000.00	40,190,738.98 0.00	40,190,738.98	4.93		178	100.43 40,675,815.00	224,554.34 40,451,260.66	6.63	AA+
OPERATING TOTAL			229,775,383.86	229,378,525.19 0.00	229,378,525.19	3.98		96	230,076,784.89	390,197.64 229,686,587.24	37.51	AAA

REVENUE BOND

LGIP



Position Statement

CUSIP	DESCRIPTION	TRADE DATE SETTLE DATE	PAR VALUE	PRINCIPAL COST PURCHASED INTEREST	TOTAL COST	YIELD TO MATURITY	MATURITY DATE	DAYS TO MATURITY	MARKET PRICE MARKET VALUE	UNREALIZED GAIN/LOSS BOOK VALUE	% OF MV	MOODY'S S&P RATING
139999998	Texas Connect	02/28/2026 02/28/2026	23,319,934.64	23,319,934.64 0.00	23,319,934.64	3.83		1	1.00 23,319,934.64	0.00 23,319,934.64	3.80	NA
LGIP TOTAL			23,319,934.64	23,319,934.64 0.00	23,319,934.64	3.83		1	1.00 23,319,934.64	0.00 23,319,934.64	3.80	NA
MONEY MARKET FUNDS												
31848V567	FIRST AMER.GVT OBLG.Z	02/28/2026 02/28/2026	6,312,522.05	6,312,522.05 0.00	6,312,522.05	3.57		1	1.00 6,312,522.05	0.00 6,312,522.05	1.03	Aaa AAA
MONEY MARKET FUNDS TOTAL			6,312,522.05	6,312,522.05 0.00	6,312,522.05	3.57		1	1.00 6,312,522.05	0.00 6,312,522.05	1.03	AAA
COMMERCIAL PAPER												
06743VCL2	BARCLAYS CAPITAL 03/20/26	06/26/2025 06/27/2025	10,000,000.00	9,688,188.89 0.00	9,688,188.89	4.36	03/20/2026	20	99.78 9,977,727.78	0.00 9,977,727.78	1.63	NA A-1
22533UFJ7	CREDIT AGRINY 06/18/26	12/22/2025 12/22/2025	5,000,000.00	4,905,808.34 0.00	4,905,808.34	3.88	06/18/2026	110	98.85 4,942,320.83	(0.01) 4,942,320.84	0.81	P-1 A-1
63873KG19	NATIXIS NY 07/01/26	01/02/2026 01/02/2026	6,500,000.00	6,379,100.00 0.00	6,379,100.00	3.79	07/01/2026	123	98.74 6,418,056.67	0.00 6,418,056.67	1.05	P-1 A-1
40060XG20	GTA FUNDING 07/02/26	01/02/2026 01/02/2026	6,500,000.00	6,377,447.92 0.00	6,377,447.92	3.82	07/02/2026	124	98.72 6,416,718.75	(0.00) 6,416,718.75	1.05	P-1 A-1
8919BGA8	TD 07/10/26	01/02/2026 01/02/2026	6,365,000.00	6,240,691.55 0.00	6,240,691.55	3.79	07/10/2026	132	98.65 6,278,839.12	0.00 6,278,839.12	1.02	P-1 A-1
COMMERCIAL PAPER TOTAL			34,365,000.00	33,591,236.70 0.00	33,591,236.70	3.98		93	99.04 34,033,663.15	(0.01) 34,033,663.15	5.55	A-1
U.S. TREASURIES												
91282CHH7	US TREASURY 4.125 06/15/26	12/20/2024 12/23/2024	18,500,000.00	18,460,253.91 0.00	18,460,253.91	4.28	06/15/2026	107	100.13 18,524,570.41	32,386.89 18,492,183.51	3.02	Aa1 AA+
91282CKY6	US TREASURY 4.625 06/30/26	06/26/2025 06/27/2025	15,000,000.00	15,090,820.31 0.00	15,090,820.31	4.01	06/30/2026	122	100.31 15,046,289.10	16,426.99 15,029,862.11	2.45	Aa1 AA+
91282CHM6	US TREASURY 4.500 07/15/26	12/20/2024 12/23/2024	18,500,000.00	18,556,367.19 0.00	18,556,367.19	4.29	07/15/2026	137	100.31 18,557,089.89	43,617.24 18,513,472.65	3.03	Aa1 AA+
91282CJP7	US TREASURY 4.375 12/15/26	12/20/2024 12/23/2024	10,000,000.00	10,015,234.38 0.00	10,015,234.38	4.29	12/15/2026	290	100.63 10,062,500.00	56,402.03 10,006,097.97	1.64	Aa1 AA+
U.S. TREASURIES TOTAL			62,000,000.00	62,122,675.79 0.00	62,122,675.79	4.22		149	100.31 62,190,449.40	148,833.15 62,041,616.25	10.14	AA+
U.S. AGENCIES												
3133ET5B9	FED FARM CR BNKS 3.500 12/22/26	12/22/2025 12/23/2025	29,000,000.00	28,984,862.00 2,819.44	28,987,681.44	3.55	12/22/2026	297	99.89 28,968,970.00	(18,719.98) 28,987,689.98	4.72	Aa1 A+
U.S. AGENCIES TOTAL			29,000,000.00	28,984,862.00 2,819.44	28,987,681.44	3.55		297	99.89 28,968,970.00	(18,719.98) 28,987,689.98	4.72	AA+
REVENUE BOND TOTAL			154,997,456.69	154,331,231.18 2,819.44	154,334,050.62	3.96		136	154,825,539.23	130,113.16 154,695,426.07	25.24	AA



Position Statement

CUSIP	DESCRIPTION	TRADE DATE SETTLE DATE	PAR VALUE	PRINCIPAL COST PURCHASED INTEREST	TOTAL COST	YIELD TO MATURITY	MATURITY DATE	DAYS TO MATURITY	MARKET PRICE MARKET VALUE	UNREALIZED GAIN/LOSS BOOK VALUE	% OF MV	MOODY'S S&P RATING
-------	-------------	---------------------------	-----------	--------------------------------------	------------	----------------------	------------------	---------------------	------------------------------	---------------------------------------	------------	--------------------------

STABILIZATION

LGIP												
TEXPOOL	TexPool	02/28/2026 02/28/2026	3,707,793.49	3,707,793.49 0.00	3,707,793.49	3.69		1	3,707,793.49	0.00 3,707,793.49	0.60	AAA
LGIP TOTAL			3,707,793.49	3,707,793.49 0.00	3,707,793.49	3.69		1	3,707,793.49	0.00 3,707,793.49	0.60	AAA

MONEY MARKET FUNDS

31846V567	FIRST AMER;GVT OBLG;Z	02/28/2026 02/28/2026	1,826,184.75	1,826,184.75 0.00	1,826,184.75	3.57		1	1,826,184.75	0.00 1,826,184.75	0.30	Aaa AAA
MONEY MARKET FUNDS TOTAL			1,826,184.75	1,826,184.75 0.00	1,826,184.75	3.57		1	1,826,184.75	0.00 1,826,184.75	0.30	AAA

U.S. TREASURIES

91282CGV7	US TREASURY 3.750 04/15/26	04/14/2025 04/15/2025	5,000,000.00	4,987,500.00 0.00	4,987,500.00	4.01	04/15/2026	46	100.00 5,000,000.00	1,541.10 4,998,458.90	0.82	Aat AA+
91282CJP7	US TREASURY 4.375 12/15/26	12/05/2024 12/06/2024	10,000,000.00	10,043,359.37 0.00	10,043,359.37	4.15	12/15/2026	290	100.63 10,062,500.00	45,543.49 10,016,956.51	1.64	Aat AA+
91282CJT9	US TREASURY 4.000 01/15/27	01/12/2026 01/13/2026	10,000,000.00	10,046,093.80 0.00	10,046,093.80	3.53	01/15/2027	321	100.39 10,038,671.90	(1518.88) 10,040,190.78	1.64	Aat AA+
91282CNE7	US TREASURY 3.875 05/31/27	06/26/2025 06/27/2025	10,000,000.00	10,023,437.50 0.00	10,023,437.50	3.75	05/31/2027	457	100.47 10,047,265.60	32,062.90 10,015,202.70	1.64	Aat AA+
91282CPL9	US TREASURY 3.375 11/30/27	12/22/2025 12/23/2025	10,000,000.00	9,975,781.25 21,325.55	9,997,106.80	3.50	11/30/2027	640	99.94 9,994,140.60	16,029.97 9,978,10.63	1.63	Aat AA+
91282CFZ9	US TREASURY 3.875 11/30/27	12/12/2024 12/13/2024	5,000,000.00	4,966,015.62 0.00	4,966,015.62	4.12	11/30/2027	640	100.77 5,038,476.55	58,546.81 4,979,929.74	0.82	Aat AA+
U.S. TREASURIES TOTAL			50,000,000.00	50,042,187.54 21,325.55	50,063,513.09	3.80		410	100.36 50,181,054.65	152,205.38 50,028,849.27	8.18	AA+

U.S. AGENCIES

3133ET5B9	FED FARM CR BNKS 3.500 12/22/26	12/22/2025 12/23/2025	10,000,000.00	9,994,780.00 972.22	9,995,752.22	3.55	12/22/2026	297	99.89 9,989,300.00	(6,455.16) 9,995,755.16	1.63	Aat A+
U.S. AGENCIES TOTAL			10,000,000.00	9,994,780.00 972.22	9,995,752.22	3.55		297	99.89 9,989,300.00	(6,455.16) 9,995,755.16	1.63	AA+
STABILIZATION TOTAL			65,533,978.24	65,570,945.78 22,297.77	65,593,243.55	3.75		359	65,704,332.89	145,750.22 65,558,582.67	10.71	AA+

GRAND TOTAL

			612,951,215.93	611,647,105.85 47,414.98	611,694,520.83	3.89		160	613,324,143.27	932,658.18 612,391,485.08	100.00	AA+
--	--	--	-----------------------	---	-----------------------	-------------	--	------------	-----------------------	--	---------------	------------



Cash Reconciliation Report

BUILDING						
POST DATE	IDENTIFIER	DESCRIPTION	PAR VALUE	FINAL MATURITY	PRINCIPAL	AMOUNT
COUPON						
02/02/2026	91282CJV4	UNITED STATES TREASURY 4.25 01/31/2026	0.00	01/31/2026	0.00	106,250.00
02/17/2026	9128284V9	US TREASURY 2.875 08/15/28	0.00	08/15/2028	0.00	86,250.00
02/17/2026	91282CLG4	US TREASURY 3.750 08/15/27	0.00	08/15/2027	0.00	75,000.00
COUPON TOTAL			0.00		0.00	267,500.00
POST DATE	IDENTIFIER	DESCRIPTION	PAR VALUE	FINAL MATURITY	PRINCIPAL	AMOUNT
MATURITY						
01/31/2026	91282CJV4	UNITED STATES TREASURY 4.25 01/31/2026	-5,000,000.00	01/31/2026	-5,000,000.00	5,000,000.00
MATURITY TOTAL			-5,000,000.00		-5,000,000.00	5,000,000.00
DEBT SERVICE						
POST DATE	IDENTIFIER	DESCRIPTION	PAR VALUE	FINAL MATURITY	PRINCIPAL	AMOUNT
MATURITY						
02/09/2026	10924UB90	BrightHouse Financial Short Term Funding, LLC 0.02/09/2026	-11,100,000.00	02/09/2026	-11,100,000.00	11,100,000.00
MATURITY TOTAL			-11,100,000.00		-11,100,000.00	11,100,000.00
OPERATING						
POST DATE	IDENTIFIER	DESCRIPTION	PAR VALUE	FINAL MATURITY	PRINCIPAL	AMOUNT
COUPON						
02/02/2026	91282CLC3	US TREASURY 4.000 07/31/29	0.00	07/31/2029	0.00	100,000.00
02/02/2026	3163EN7J3	FEDERAL FARM CREDIT BANKS FUNDING CORP 3.875 02/02/2026	0.00	02/02/2026	0.00	145,312.50
COUPON TOTAL			0.00		0.00	245,312.50
POST DATE	IDENTIFIER	DESCRIPTION	PAR VALUE	FINAL MATURITY	PRINCIPAL	AMOUNT
MATURITY						
02/02/2026	3163EN7J3	FEDERAL FARM CREDIT BANKS FUNDING CORP 3.875 02/02/2026	-7,500,000.00	02/02/2026	-7,500,000.00	7,500,000.00
MATURITY TOTAL			-7,500,000.00		-7,500,000.00	7,500,000.00



Transaction Statement

OPERATING							NET
	TRADE DATE	SETTLE DATE	CUSIP	DESCRIPTION	PAR VALUE	BOOK VALUE	REALIZED GAIN/LOSS
MATURITY	02/02/2026	02/02/2026	3133ENZJ3	FEDERAL FARM CREDIT BANKS FUNDING CORP 3.875 02/02/2026	(7,500,000.00)	7,500,000.00	0.00
MATURITY TOTAL					(7,500,000.00)	7,500,000.00	0.00
DEBT SERVICE							NET
	TRADE DATE	SETTLE DATE	CUSIP	DESCRIPTION	PAR VALUE	BOOK VALUE	REALIZED GAIN/LOSS
MATURITY	02/09/2026	02/09/2026	10924JIB90	Brighthouse Financial Short Term Funding, LLC 0.0 02/09/2026	(11,100,000.00)	11,100,000.00	0.00
MATURITY TOTAL					(11,100,000.00)	11,100,000.00	0.00
BUILDING							NET
	TRADE DATE	SETTLE DATE	CUSIP	DESCRIPTION	PAR VALUE	BOOK VALUE	REALIZED GAIN/LOSS
MATURITY	01/31/2026	02/02/2026	91282CJ44	UNITED STATES TREASURY 4.25 01/31/2026	0.00	5,000,000.00	0.00
MATURITY TOTAL					0.00	5,000,000.00	0.00



Amortization Schedule

CUSIP	DESCRIPTION	PAR VALUE	PRINCIPAL COST	ORIGINAL PREMIUM OR DISCOUNT	BEGINNING BOOK VALUE	CURRENT PERIOD AMORT	ENDING BOOK VALUE	AMORTIZATION	TOTAL	UNAMORTIZED BALANCE
BUILDING										
3133ET5B9	FED FARM CR BNKS 3.500 12/22/26	10,000,000.00	9,994,780.00	(5,220.00)	9,995,353.63	401.54	9,995,755.16	975.16	975.16	(4,244.84)
9128284V9	US TREASURY 2.875 08/15/28	6,000,000.00	5,840,625.00	(159,375.00)	5,897,513.02	3,098.96	5,900,611.98	59,986.98	59,986.98	(99,388.02)
9128285M8	US TREASURY 3.125 11/15/28	5,000,000.00	4,818,750.00	(181,250.00)	4,871,240.40	3,541.52	4,874,781.93	56,031.93	56,031.93	(125,218.07)
91282CPL9	US TREASURY 3.375 11/30/27	10,000,000.00	9,975,781.25	(24,218.75)	9,977,151.48	959.16	9,978,110.63	2,329.38	2,329.38	(21,889.37)
91282CGV7	US TREASURY 3.750 04/15/26	10,000,000.00	9,975,000.00	(25,000.00)	9,995,000.00	1,917.81	9,996,917.81	21,917.81	21,917.81	(3,082.19)
91282CLG4	US TREASURY 3.750 08/15/27	4,000,000.00	4,011,406.25	11,406.25	4,005,947.39	(297.37)	4,005,650.02	(5,756.23)	(5,756.23)	5,650.02
91282CFZ9	US TREASURY 3.875 11/30/27	5,000,000.00	4,966,015.82	(33,984.38)	4,979,050.29	879.45	4,979,929.74	13,914.12	13,914.12	(20,070.26)
91282CJP7	US TREASURY 4.375 12/15/26	5,000,000.00	5,021,679.69	21,679.69	5,009,299.68	(821.42)	5,008,478.26	(13,201.44)	(13,201.44)	8,478.26
91282CKJ9	US TREASURY 4.500 04/15/27	10,000,000.00	10,117,968.75	117,968.75	10,070,781.25	(4,524.83)	10,066,256.42	(51,712.33)	(51,712.33)	66,256.42
TOTAL		65,000,000.00	64,722,006.56	(277,993.44)	64,801,337.14	5,154.81	64,806,491.95	84,485.39	84,485.39	(193,508.05)

DEBT SERVICE										
10924JJB90	Brighthouse Financial Short Term Funding, LLC 0.0 02/09/2026	11,100,000.00	10,947,541.50	(152,458.50)	11,090,084.00	9,916.00	0.00	0.00	152,458.50	0.00
TOTAL		11,100,000.00	10,947,541.50	(152,458.50)	11,090,084.00	9,916.00	0.00	0.00	152,458.50	0.00

OPERATING										
3133EP7C3	FED FARM CR BNKS 4.625 04/01/26	7,500,000.00	7,444,333.73	(55,666.27)	7,495,314.82	2,223.47	7,497,538.30	53,204.57	53,204.57	(2,461.70)
3133EN7J3	FEDERAL FARM CREDIT BANKS FUNDING CORP 3.875 02/02/2026	7,500,000.00	7,472,550.00	(27,450.00)	7,499,974.98	25.02	0.00	27,450.00	27,450.00	0.00
3130AWTQ3	FHLBANKS 4.625 09/11/26	25,000,000.00	24,759,469.25	(240,530.75)	24,950,620.92	6,227.99	24,956,848.91	197,379.66	197,379.66	(43,151.09)
3130AXU63	FHLBANKS 4.625 11/17/26	8,000,000.00	7,986,936.00	(13,064.00)	7,996,538.04	335.42	7,996,873.45	9,937.45	9,937.45	(3,126.55)
91282CEV9	US TREASURY 3.250 06/30/29	5,000,000.00	4,907,812.50	(92,187.50)	4,921,602.84	1,763.15	4,923,365.99	15,553.49	15,553.49	(76,634.01)
91282CLC3	US TREASURY 4.000 07/31/29	5,000,000.00	5,008,593.75	8,593.75	5,007,434.32	(163.14)	5,007,271.19	(1,322.56)	(1,322.56)	7,271.19
91282CKR1	US TREASURY 4.500 05/15/27	5,000,000.00	5,049,609.38	49,609.38	5,032,335.92	(1,934.63)	5,030,401.29	(19,208.09)	(19,208.09)	30,401.29
91282CGR6	US TREASURY 4.625 03/15/26	7,500,000.00	7,446,386.72	(53,613.28)	7,496,712.76	2,191.49	7,498,904.25	52,517.53	52,517.53	(1,095.75)
TOTAL		70,500,000.00	70,075,691.33	(424,308.67)	70,400,534.61	10,668.78	62,911,203.38	335,512.05	335,512.05	(88,796.62)

REVENUE BOND										



Amortization Schedule

CUSIP	DESCRIPTION	PAR VALUE	PRINCIPAL COST	ORIGINAL PREMIUM OR DISCOUNT	BEGINNING BOOK VALUE	CURRENT PERIOD AMORT	ENDING BOOK VALUE	AMORTIZATION	TOTAL	UNAMORTIZED BALANCE
06743VCL2	BARCLAYS CAPITAL 03/20/26	10,000,000.00	9,688,188.89	(311,811.11)	9,944,905.56	32,822.22	9,977,727.78	289,538.89	289,538.89	(22,272.22)
22533UFJ7	CREDIT AGRIN Y 06/18/26	5,000,000.00	4,905,808.34	(94,191.66)	4,927,504.17	14,816.67	4,942,320.84	36,512.50	36,512.50	(5,679.16)
3133ET5B9	FED FARM CR BNKS 3.500 12/22/26	29,000,000.00	28,984,862.00	(15,138.00)	28,986,525.52	1164.46	28,987,689.98	2,827.98	2,827.98	(12,310.02)
40060XG20	GTA FUNDING 07/02/26	6,500,000.00	6,377,447.92	(122,552.08)	6,397,760.42	18,958.33	6,416,718.75	39,270.83	39,270.83	(83,281.25)
63873KG19	NATIXIS NY 07/01/26	6,500,000.00	6,379,100.00	(120,900.00)	6,399,250.00	18,806.67	6,418,056.67	38,956.67	38,956.67	(81,943.33)
89119BGA8	TD 07/10/26	6,365,000.00	6,240,691.55	(124,308.45)	6,260,423.05	18,416.07	6,278,839.12	38,147.57	38,147.57	(86,160.88)
91282CHH7	US TREASURY 4.125 06/15/26	18,500,000.00	18,460,253.91	(39,746.09)	18,490,118.78	2,064.73	18,492,183.51	31,929.60	31,929.60	(7,816.49)
91282CJP7	US TREASURY 4.375 12/15/26	10,000,000.00	10,015,234.38	15,234.38	10,006,688.78	(590.81)	10,006,097.97	(9,136.41)	(9,136.41)	6,097.97
91282CHM6	US TREASURY 4.500 07/15/26	18,500,000.00	18,556,367.19	56,367.19	18,516,246.43	(2,773.78)	18,513,472.65	(42,894.54)	(42,894.54)	13,472.65
91282CKY6	US TREASURY 4.625 06/30/26	15,000,000.00	15,090,820.31	90,820.31	15,036,772.35	(6,910.24)	15,029,862.11	(60,958.20)	(60,958.20)	29,862.11
TOTAL		125,365,000.00	124,698,774.49	(666,225.51)	124,966,195.06	96,774.32	125,062,969.38	364,194.89	364,194.89	(302,030.62)

STABILIZATION

3133ET5B9	FED FARM CR BNKS 3.500 12/22/26	10,000,000.00	9,994,780.00	(5,220.00)	9,995,353.63	401.54	9,995,755.16	975.16	975.16	(4,244.84)
91282CPL9	US TREASURY 3.375 11/30/27	10,000,000.00	9,975,781.25	(24,218.75)	9,977,151.48	959.16	9,978,110.63	2,329.38	2,329.38	(21,889.37)
91282CGV7	US TREASURY 3.750 04/15/26	5,000,000.00	4,987,500.00	(12,500.00)	4,997,500.00	958.90	4,998,458.90	10,958.90	10,958.90	(1,541.10)
91282CNE7	US TREASURY 3.875 05/31/27	10,000,000.00	10,023,437.50	23,437.50	10,016,136.20	(933.50)	10,015,202.70	(8,234.80)	(8,234.80)	15,202.70
91282CFZ9	US TREASURY 3.875 11/30/27	5,000,000.00	4,966,015.62	(33,984.38)	4,979,050.29	879.45	4,979,929.74	13,914.12	13,914.12	(20,070.26)
91282CJT9	US TREASURY 4.000 01/15/27	10,000,000.00	10,046,093.80	46,093.80	10,043,707.47	(3,516.69)	10,040,190.78	(5,903.02)	(5,903.02)	40,190.78
91282CJP7	US TREASURY 4.375 12/15/26	10,000,000.00	10,043,359.37	43,359.37	10,018,599.35	(1,642.84)	10,016,956.51	(26,402.86)	(26,402.86)	16,956.51
TOTAL		60,000,000.00	60,036,967.54	36,967.54	60,027,498.42	(2,893.99)	60,024,604.43	(12,363.11)	(12,363.11)	24,604.43

GRAND TOTAL		331,965,000.00	330,480,981.42	(1,484,018.58)	331,285,649.23	119,619.92	312,805,269.15	924,287.73	924,287.73	(559,730.85)
--------------------	--	-----------------------	-----------------------	-----------------------	-----------------------	-------------------	-----------------------	-------------------	-------------------	---------------------



Accrued Interest Schedule

IDENTIFIER	DESCRIPTION	SETTLE DATE	PAR VALUE	PRINCIPAL COST	BEGINNING ACCRUED INTEREST	PURCHASED INTEREST	CURRENT PERIOD ACCRUAL	INTEREST RECEIVED	ENDING ACCRUED INTEREST
2020 BOND SERIES									
TEXPOOL	TexPool	2026-02-28	16,848,958.37	16,848,958.37	0.00	0.00	53,006.55	53,006.55	0.00
TOTAL			16,848,958.37	16,848,958.37	0.00	0.00	53,006.55	53,006.55	0.00
BUILDING									
3133ET5B9	FED FARM CR BNKS 3.500 12/22/26	2025-12-23	10,000,000.00	9,994,780.00	37,916.67	0.00	29,166.67	0.00	67,083.33
31846V567	FIRST AMER.GVT OBLG.Z	2026-02-28	17,798,730.05	17,798,730.05	38,002.65	0.00	47,891.55	38,002.65	47,891.55
TEXPOOL	TexPool	2026-02-28	7,937,206.35	7,937,206.35	0.00	0.00	22,347.30	22,347.30	0.00
TEXSTAR	TexSTAR	2026-02-28	3,390,416.08	3,390,416.08	0.00	0.00	9,535.54	9,535.54	0.00
139999988	Texas Connect	2026-02-28	36,208,988.77	36,208,988.77	0.00	0.00	106,374.01	106,374.01	0.00
91282CJV4	UNITED STATES TREASURY 4.25 01/31/2026	2025-01-13	0.00	0.00	106,250.00	0.00	0.00	106,250.00	0.00
9128284V9	US TREASURY 2.875 08/15/28	2024-09-05	6,000,000.00	5,840,625.00	79,687.50	0.00	13,233.77	86,250.00	6,671.27
9128285M8	US TREASURY 3.125 11/15/28	2024-12-13	5,000,000.00	4,818,750.00	33,667.13	0.00	12,085.64	0.00	45,752.76
91282CPL9	US TREASURY 3.375 11/30/27	2025-12-23	10,000,000.00	9,975,781.25	58,413.46	0.00	25,961.54	0.00	84,375.00
91282CGV7	US TREASURY 3.750 04/15/26	2025-04-15	10,000,000.00	9,975,000.00	112,293.96	0.00	28,846.15	0.00	141,140.11
91282CLG4	US TREASURY 3.750 08/15/27	2024-09-05	4,000,000.00	4,011,406.25	69,293.48	0.00	11,507.63	75,000.00	5,801.11
91282CFZ9	US TREASURY 3.875 11/30/27	2024-12-13	5,000,000.00	4,966,015.62	33,533.65	0.00	14,903.85	0.00	48,437.50
91282CJP7	US TREASURY 4.375 12/15/26	2024-12-06	5,000,000.00	5,021,679.69	28,846.15	0.00	16,826.92	0.00	45,673.08
91282CKJ9	US TREASURY 4.500 04/15/27	2025-04-15	10,000,000.00	10,117,968.75	134,752.75	0.00	34,615.38	0.00	169,368.13
TOTAL			130,335,341.25	130,057,347.81	732,657.39	0.00	373,295.95	443,759.50	662,193.84
DEBT SERVICE									
31846V567	FIRST AMER.GVT OBLG.Z	2026-02-28	11,356,407.13	11,356,407.13	778.11	0.00	22,373.28	778.11	22,373.28
TEXPOOL	TexPool	2026-02-28	4,103,690.39	4,103,690.39	0.00	0.00	12,934.76	12,934.76	0.00
TOTAL			15,460,097.52	15,460,097.52	778.11	0.00	35,308.04	13,712.87	22,373.28
OPERATING									
3133EP7C3	FED FARM CR BNKS 4.625 04/01/26	2024-04-30	7,500,000.00	7,444,333.73	115,625.00	0.00	28,906.25	0.00	144,531.25
3133EN7J3	FEDERAL FARM CREDIT BANKS FUND-ING CORP 3.875 02/02/2026	2023-02-02	0.00	0.00	144,505.21	0.00	807.29	145,312.50	0.00



Accrued Interest Schedule

IDENTIFIER	DESCRIPTION	SETTLE DATE	PAR VALUE	PRINCIPAL COST	BEGINNING ACCRUED INTEREST	PURCHASED INTEREST	CURRENT PERIOD ACCRUAL	INTEREST RECEIVED	ENDING ACCRUED INTEREST
3130AWTQ3	FHLBANKS 4.625 09/11/26	2023-09-25	25,000,000.00	24,759,469.25	449,652.78	0.00	96,354.17	0.00	546,006.94
3130AXU63	FHLBANKS 4.625 11/17/26	2023-11-22	8,000,000.00	7,986,936.00	76,055.56	0.00	30,833.33	0.00	106,888.89
31846V567	FIRST AMER;GVT OBLG;Z	2026-02-28	8,634,693.49	8,634,693.49	2,700.12	0.00	22,843.74	2,700.12	22,843.74
51532MEED	JPMorgan Chase Commercial Checking Account	2026-02-28	159,486.70	159,486.70	0.00	0.00	0.00	0.00	0.00
TEXPOOL	TexPool	2026-02-28	109,516,100.11	109,516,100.11	0.00	0.00	320,980.32	320,980.32	0.00
TEXSTAR	TexSTAR	2026-02-28	517,561.28	517,561.28	0.00	0.00	1,455.65	1,455.65	0.00
139999998	Texas Connect	2026-02-28	41,891,462.64	41,891,462.64	0.00	0.00	123,067.86	123,067.86	0.00
TXRANGE	Texas Range TexasDAILY Fund	2026-02-28	6,056,079.64	6,056,079.64	0.00	0.00	17,103.08	17,103.08	0.00
91282CEV9	US TREASURY 3.250 06/30/29	2025-06-27	5,000,000.00	4,907,812.50	14,364.64	0.00	12,569.06	0.00	26,933.70
91282CLC3	US TREASURY 4.000 07/31/29	2025-07-17	5,000,000.00	5,008,593.75	100,552.49	0.00	15,469.61	100,000.00	16,022.10
91282CKR1	US TREASURY 4.500 05/15/27	2025-05-27	5,000,000.00	5,049,609.38	48,480.66	0.00	17,403.31	0.00	65,883.98
91282CGR6	US TREASURY 4.625 03/15/26	2024-04-29	7,500,000.00	7,446,386.72	133,192.33	0.00	26,830.11	0.00	160,022.44
TOTAL			229,775,383.86	229,378,525.19	1,085,128.79	0.00	714,623.79	710,619.53	1,085,133.05
REVENUE BOND									
06743VCL2	BARCLAYS CPITAL 03/20/26	2025-06-27	10,000,000.00	9,688,188.89	0.00	0.00	0.00	0.00	0.00
22533JUFJ7	CREDIT AGR NY 06/18/26	2025-12-22	5,000,000.00	4,905,808.34	0.00	0.00	0.00	0.00	0.00
3133ET5B9	FED FARM CR BNKS 3.500 12/22/26	2025-12-23	29,000,000.00	28,984,862.00	109,958.33	0.00	84,583.33	0.00	194,541.67
31846V567	FIRST AMER;GVT OBLG;Z	2026-02-28	6,312,522.05	6,312,522.05	20,473.40	0.00	17,251.84	20,473.40	17,251.84
40060XG20	GTA FUNDING 07/02/26	2026-01-02	6,500,000.00	6,377,447.92	0.00	0.00	0.00	0.00	0.00
63873KG19	NATIXIS NY 07/01/26	2026-01-02	6,500,000.00	6,379,100.00	0.00	0.00	0.00	0.00	0.00
89119BGA8	TD 07/10/26	2026-01-02	6,365,000.00	6,240,691.55	0.00	0.00	0.00	0.00	0.00
139999998	Texas Connect	2026-02-28	23,319,934.64	23,319,934.64	0.00	0.00	68,508.81	68,508.81	0.00
91282CHH7	US TREASURY 4.125 06/15/26	2024-12-23	18,500,000.00	18,460,253.91	100,631.87	0.00	58,701.92	0.00	159,333.79
91282CJP7	US TREASURY 4.375 12/15/26	2024-12-23	10,000,000.00	10,015,234.38	57,692.31	0.00	33,663.85	0.00	91,346.15
91282CHM6	US TREASURY 4.500 07/15/26	2024-12-23	18,500,000.00	18,556,367.19	39,095.30	0.00	64,392.27	0.00	103,487.57
91282CKY6	US TREASURY 4.625 06/30/26	2025-06-27	15,000,000.00	15,090,820.31	61,325.97	0.00	53,660.22	0.00	114,986.19
TOTAL			154,997,456.69	154,331,231.18	389,177.18	0.00	380,752.24	88,982.21	680,947.21



Accrued Interest Schedule

IDENTIFIER	DESCRIPTION	SETTLE DATE	PAR VALUE	PRINCIPAL COST	BEGINNING ACCRUED INTEREST	PURCHASED INTEREST	CURRENT PERIOD ACCRUAL	INTEREST RECEIVED	ENDING ACCRUED INTEREST
STABILIZATION									
3133ET5B9	FED FARM CR BNKS 3.500 12/22/26	2025-12-23	10,000,000.00	9,994,780.00	37,916.67	0.00	29,166.67	0.00	67,083.33
31846V567	FIRST AMER:GVT OBLG;Z	2026-02-28	1,826,184.75	1,826,184.75	5,306.34	0.00	4,991.35	5,306.34	4,991.35
TEXPOOL	TexPool	2026-02-28	3,707,793.49	3,707,793.49	0.00	0.00	15,595.82	15,595.82	0.00
91282CPL9	US TREASURY 3.375 11/30/27	2025-12-23	10,000,000.00	9,975,781.25	58,413.46	0.00	25,961.54	0.00	84,375.00
91282CGV7	US TREASURY 3.750 04/15/26	2025-04-15	5,000,000.00	4,987,500.00	561,46.98	0.00	14,423.08	0.00	70,570.05
91282CNE7	US TREASURY 3.875 05/31/27	2025-06-27	10,000,000.00	10,023,437.50	67,067.31	0.00	29,807.69	0.00	96,875.00
91282CFZ9	US TREASURY 3.875 11/30/27	2024-12-13	5,000,000.00	4,966,015.62	33,533.65	0.00	14,903.85	0.00	48,437.50
91282CJT9	US TREASURY 4.000 01/15/27	2026-01-13	10,000,000.00	10,046,093.80	18,784.53	0.00	30,939.23	0.00	49,723.76
91282CJP7	US TREASURY 4.375 12/15/26	2024-12-06	10,000,000.00	10,043,359.37	57,692.31	0.00	33,653.85	0.00	91,346.15
TOTAL			65,533,978.24	65,570,945.78	334,861.25	0.00	199,443.06	20,902.16	513,402.15
GRAND TOTAL			612,951,215.93	611,647,105.85	2,542,602.72	0.00	1,756,429.63	1,330,982.82	2,968,049.52



Earnings by Fund

CUSIP	DESCRIPTION	ENDING PAR VALUE	BEGINNING BOOK VALUE	ENDING BOOK VALUE	FINAL MATURITY	COUPON RATE	YIELD	INTEREST EARNED	AMORTIZATION/ ACCRETION INCOME	NET REALIZED GAIN/LOSS	ADJUSTED INTEREST EARNINGS
2020 BOND SERIES											
TEXPOOL	TexPool	16,848,958.37	16,854,473.30	16,848,958.37	02/28/2026	5.34	3.69	53,006.55	0.00	0.00	53,006.55
TOTAL		16,848,958.37	16,854,473.30	16,848,958.37		5.34	3.69	53,006.55	0.00	0.00	53,006.55
BUILDING											
139999998	Texas Connect	36,208,988.77	36,102,614.76	36,208,988.77	02/28/2026	0.00	3.83	106,374.01	0.00	0.00	106,374.01
3133ET5B9	FED FARM CR BNKS 3.500 12/22/26	10,000,000.00	9,995,353.63	9,995,755.16	12/22/2026	3.50	3.55	29,166.67	401.54	0.00	29,568.21
31846V567	FIRST AMERGVT OBLG,Z	17,798,730.05	12,493,742.86	17,798,730.05	02/28/2026	3.57	3.57	47,891.55	0.00	0.00	47,891.55
9128284V9	US TREASURY 2.875 08/15/28	6,000,000.00	5,897,513.02	5,900,611.98	08/15/2028	2.88	3.60	13,233.77	3,098.96	0.00	16,332.73
9128285M8	US TREASURY 3.125 11/15/28	5,000,000.00	4,871,240.40	4,874,781.93	11/15/2028	3.13	4.14	12,085.64	3,541.52	0.00	15,627.16
91282CFZ9	US TREASURY 3.875 11/30/27	5,000,000.00	4,979,050.29	4,979,929.74	11/30/2027	3.88	4.12	14,903.85	879.45	0.00	15,783.29
91282CGV7	US TREASURY 3.750 04/15/26	10,000,000.00	9,995,000.00	9,996,917.81	04/15/2026	3.75	4.01	28,846.15	1,917.81	0.00	30,763.96
91282CJP7	US TREASURY 4.375 12/15/26	5,000,000.00	5,009,299.68	5,008,478.26	12/15/2026	4.38	4.15	16,826.92	(821.42)	0.00	16,005.50
91282CJV4	UNITED STATES TREASURY 4.25 01/31/2026	0.00	5,000,000.00	0.00	01/31/2026	4.25	4.29	0.00	0.00	0.00	0.00
91282CKJ9	US TREASURY 4.500 04/15/27	10,000,000.00	10,070,781.25	10,066,256.42	04/15/2027	4.50	3.88	34,615.38	(4,524.83)	0.00	30,090.56
91282CLG4	US TREASURY 3.750 08/15/27	4,000,000.00	4,005,947.39	4,005,650.02	08/15/2027	3.75	3.65	11,507.63	(297.37)	0.00	11,210.26
91282CPL9	US TREASURY 3.375 11/30/27	10,000,000.00	9,977,151.48	9,978,110.63	11/30/2027	3.38	3.50	25,961.54	959.16	0.00	26,920.70
TEXPOOL	TexPool	7,937,206.35	7,914,859.05	7,937,206.35	02/28/2026	5.34	3.69	22,347.30	0.00	0.00	22,347.30
TEXSTAR	TexSTAR	3,390,416.08	3,380,880.54	3,390,416.08	02/28/2026	5.30	3.68	9,535.54	0.00	0.00	9,535.54
TOTAL		130,335,341.25	129,693,434.35	130,141,833.20		2.80	3.77	373,295.95	5,154.81	0.00	378,450.76
DEBT SERVICE											
10924JJB90	BrightHouse Financial Short Term Funding, LLC 0.02/09/2026	0.00	11,090,084.00	0.00	02/09/2026	0.00	4.08	0.00	9,916.00	0.00	9,916.00
31846V567	FIRST AMERGVT OBLG,Z	11,356,407.13	255,699.83	11,356,407.13	02/28/2026	3.57	3.57	22,373.28	0.00	0.00	22,373.28
TEXPOOL	TexPool	4,103,690.39	1,269,351.16	4,103,690.39	02/28/2026	5.34	3.69	12,934.76	0.00	0.00	12,934.76
TOTAL		15,460,097.52	12,615,134.99	15,460,097.52		4.04	3.60	35,308.04	9,916.00	0.00	45,224.04



Earnings by Fund

CUSIP	DESCRIPTION	ENDING PAR VALUE	BEGINNING BOOK VALUE	ENDING BOOK VALUE	FINAL MATURITY	COUPON RATE	YIELD	INTEREST EARNED	AMORTIZATION/ACCRETION INCOME	NET REALIZED GAIN/LOSS	ADJUSTED INTEREST EARNINGS
OPERATING											
13999998	Texas Connect	41,891,462.64	41,768,394.78	41,891,462.64	02/28/2026	0.00	3.83	123,067.86	0.00	0.00	123,067.86
3130AWTQ3	FHLBANKS 4.625 09/11/26	25,000,000.00	24,950,620.92	24,956,848.91	09/11/2026	4.63	4.97	96,354.17	6,227.99	0.00	102,582.16
3130AXU63	FHLBANKS 4.625 11/17/26	8,000,000.00	7,996,538.04	7,996,873.45	11/17/2026	4.63	4.68	30,833.33	335.42	0.00	31,168.75
3133EN7J3	FEDERAL FARM CREDIT BANKS FUNDING CORP 3.875 02/02/2026	0.00	7,499,974.98	0.00	02/02/2026	3.88	4.01	807.29	25.02	0.00	832.31
3133EP7C3	FED FARM CR BNKS 4.625 04/01/26	7,500,000.00	7,495,314.82	7,497,538.30	04/01/2026	4.63	5.03	28,906.25	2,223.47	0.00	31,129.72
31846V567	FIRST AMERGVGT OBLG;Z	8,634,693.49	887,128.91	8,634,693.49	02/28/2026	3.57	3.57	22,843.74	0.00	0.00	22,843.74
51532MEED	JPMorgan Chase Commercial Checking Account	159,486.70	74,919.64	159,486.70	02/28/2026	0.00	0.00	0.00	0.00	0.00	0.00
91282CEV9	US TREASURY 3.250 06/30/29	5,000,000.00	4,921,602.84	4,923,365.99	06/30/2029	3.25	3.75	12,569.06	1,763.15	0.00	14,332.21
91282CGR6	US TREASURY 4.625 03/15/26	7,500,000.00	7,496,712.76	7,498,904.25	03/15/2026	4.63	5.03	26,830.11	2,191.49	0.00	29,021.60
91282CKR1	US TREASURY 4.500 05/15/27	5,000,000.00	5,032,335.92	5,030,401.29	05/15/2027	4.50	3.97	17,403.31	(1,934.63)	0.00	15,468.69
91282CLC3	US TREASURY 4.000 07/31/29	5,000,000.00	5,007,434.32	5,007,271.19	07/31/2029	4.00	3.95	15,469.61	(163.14)	0.00	15,306.48
TEXPOOL	TexPool	109,516,100.11	92,009,676.62	109,516,100.11	02/28/2026	5.34	3.69	320,980.32	0.00	0.00	320,980.32
TEXSTAR	TexSTAR	517,561.28	516,105.63	517,561.28	02/28/2026	5.30	3.68	1,455.65	0.00	0.00	1,455.65
TXRANGE	Texas Range TexasDaily Fund	6,056,079.64	6,038,976.56	6,056,079.64	02/28/2026	5.04	3.69	171,030.08	0.00	0.00	171,030.08
TOTAL		229,775,383.86	211,695,736.75	229,686,587.24		4.05	3.99	714,623.79	10,668.78	0.00	725,292.57

REVENUE BOND											
06743VCL2	BARCLAYS CAPITAL 03/20/26	10,000,000.00	9,944,905.56	9,977,727.78	03/20/2026	0.00	4.36	0.00	32,822.22	0.00	32,822.22
13999998	Texas Connect	23,319,934.64	23,251,425.83	23,319,934.64	02/28/2026	0.00	3.83	68,508.81	0.00	0.00	68,508.81
22533JFJ7	CREDIT AGRINY 06/18/26	5,000,000.00	4,927,504.17	4,942,320.84	06/18/2026	0.00	3.88	0.00	14,816.67	0.00	14,816.67
3133ET5B9	FED FARM CR BNKS 3.500 12/22/26	29,000,000.00	28,986,525.52	28,987,689.98	12/22/2026	3.50	3.55	84,583.33	1,164.46	0.00	85,747.79
31846V567	FIRST AMERGVGT OBLG;Z	6,312,522.05	6,292,868.83	6,312,522.05	02/28/2026	3.57	3.57	17,251.84	0.00	0.00	17,251.84
40060XG20	GTA FUNDING 07/02/26	6,500,000.00	6,397,760.42	6,416,718.75	07/02/2026	0.00	3.82	0.00	18,958.33	0.00	18,958.33
63873KG19	NATIXIS NY 07/01/26	6,500,000.00	6,399,250.00	6,418,056.67	07/01/2026	0.00	3.79	0.00	18,806.67	0.00	18,806.67
8919BGA8	TD 07/10/26	6,365,000.00	6,260,423.05	6,278,839.12	07/10/2026	0.00	3.79	0.00	18,416.07	0.00	18,416.07



Earnings by Fund

CUSIP	DESCRIPTION	ENDING PAR VALUE	BEGINNING BOOK VALUE	ENDING BOOK VALUE	FINAL MATURITY	COUPON RATE	YIELD	INTEREST EARNED	AMORTIZATION/ ACCRETION INCOME	NET REALIZED GAIN/LOSS	ADJUSTED INTEREST EARNINGS
91282CHH7	US TREASURY 4.125 06/15/26	18,500,000.00	18,490,118.78	18,492,183.51	06/15/2026	4.13	4.28	58,701.92	2,064.73	0.00	60,766.66
91282CHM6	US TREASURY 4.500 07/15/26	18,500,000.00	18,516,246.43	18,513,472.65	07/15/2026	4.50	4.29	64,392.27	(2,773.78)	0.00	61,618.48
91282CJP7	US TREASURY 4.375 12/15/26	10,000,000.00	10,006,688.78	10,006,097.97	12/15/2026	4.38	4.29	33,653.85	(590.81)	0.00	33,063.04
91282CKY6	US TREASURY 4.625 06/30/26	15,000,000.00	15,036,772.35	15,029,862.11	06/30/2026	4.63	4.01	53,660.22	(6,910.24)	0.00	46,749.98
TOTAL		154,997,456.69	154,510,489.72	154,695,426.07		2.57	3.96	380,752.24	96,774.32	0.00	477,526.56
STABILIZATION											
3133ET5B9	FED FARM CR BNKS 3.500 12/22/26	10,000,000.00	9,995,353.63	9,995,755.16	12/22/2026	3.50	3.55	29,166.67	401.54	0.00	29,568.21
31846V567	FIRST AMERGV T OBLG:Z	1,826,184.75	1,821,265.13	1,826,184.75	02/28/2026	3.57	3.57	4,991.35	0.00	0.00	4,991.35
91282CFZ9	US TREASURY 3.875 11/30/27	5,000,000.00	4,979,050.29	4,979,929.74	11/30/2027	3.88	4.12	14,903.85	879.45	0.00	15,783.29
91282CGV7	US TREASURY 3.750 04/15/26	5,000,000.00	4,997,500.00	4,998,458.90	04/15/2026	3.75	4.01	14,423.08	958.90	0.00	15,381.98
91282CJP7	US TREASURY 4.375 12/15/26	10,000,000.00	10,018,599.35	10,016,956.51	12/15/2026	4.38	4.15	33,653.85	(1,642.84)	0.00	32,011.00
91282CJT9	US TREASURY 4.000 01/15/27	10,000,000.00	10,043,707.47	10,040,190.78	01/15/2027	4.00	3.53	30,939.23	(3,516.69)	0.00	27,422.53
91282CNE7	US TREASURY 3.875 05/31/27	10,000,000.00	10,016,136.20	10,015,202.70	05/31/2027	3.88	3.75	29,807.69	(933.50)	0.00	28,874.19
91282CPL9	US TREASURY 3.375 11/30/27	10,000,000.00	9,977,151.48	9,978,110.63	11/30/2027	3.38	3.50	25,961.54	959.16	0.00	26,920.70
TEXPOOL	TexPool	3,707,793.49	7,974,861.08	3,707,793.49	02/28/2026	5.34	3.69	15,595.82	0.00	0.00	15,595.82
TOTAL		65,533,978.24	69,823,624.63	65,558,582.67		3.90	3.75	199,443.06	(2,893.99)	0.00	196,549.07
GRAND TOTAL		612,951,215.93	595,192,893.74	612,391,485.08		3.43	3.89	1,756,429.63	119,619.92	0.00	1,876,049.55

Disclosure

Meeder provides monthly statements for its investment management clients to provide information about the investment portfolio. The information should not be used for audit or confirmation purposes. Please review your custodial statements and report any inaccuracies or discrepancies.

Certain information and data has been supplied by unaffiliated third parties. Although Meeder believes the information is reliable, it cannot warrant the accuracy of information offered by third parties. Market value may reflect prices received from pricing vendors when current market quotations are not available. Prices may not reflect firm bids or offers and may differ from the value at which the security can be sold.

Statements may include positions from unmanaged accounts provided for reporting purposes. Unmanaged accounts are managed directly by the client and are not included in the accounts managed by Meeder. This information is provided as a client convenience and Meeder assumes no responsibility for performance of these accounts or the accuracy of the data reported.

Investing involves risk. Past performance is no guarantee of future results. Debt and fixed income securities are subject to credit and interest rate risk. The investment return and principal value of an investment will fluctuate so that an investors shares, when redeemed, may be worth more or less than their original cost. Current performance may be lower or higher than the performance data quoted.

Meeder Public Funds, Inc. is a registered investment adviser and affiliate of Meeder Investment Management, Inc. Investment advisory services are provided through Meeder Public Funds, Inc. Please contact us if you would like to receive a copy of our current ADV disclosure brochure or privacy policy.

© 2026 Meeder Investment Management

meederpublicfunds.com | 866.633.3371



M E E D E R

PUBLIC FUNDS