



Monthly Investment Report
February 28, 2021

PATTERSON & ASSOCIATES



INVESTMENT PROFESSIONALS

Taxiing for Take-off ??

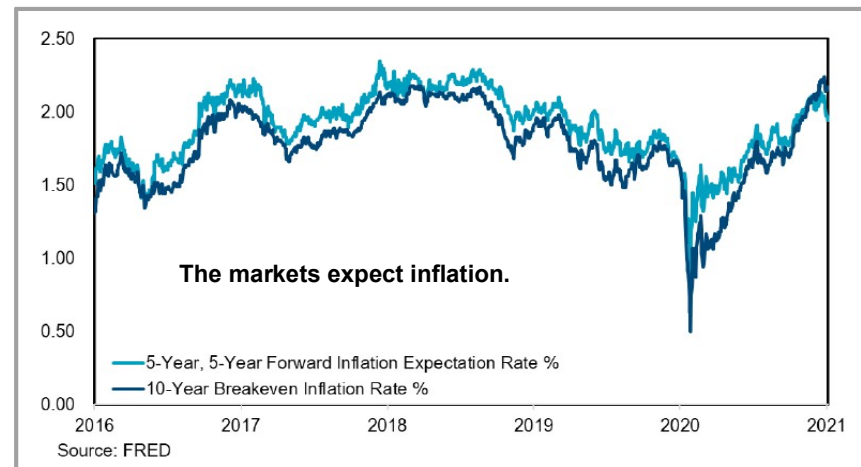
While everyone agrees further support is needed in particular areas of the economy, many are beginning to question the need for an additional near \$2 trillion in aid particularly with a rising savings rate (which won't be spent), billions in stimulus yet to be utilized from the December 2020 package, and a growing improvement in the economic data, not to mention the inclusion of many non-COVID related items. The stimulus package appears to have passed, but without the \$15 an hour minimum wage.

The bond market is strongly indicating the coming of inflation. It's not totally from the promise of growth as it is the mounting consequences of massive government spending. We are seeing massive monetary *and* fiscal support pumping funds into a slowly growing economy. The Fed sees inflation only as a long term concern. The market definitely disagrees. The Fed could once again be slow on policy adjustments. This is the import of the FAIT (flexible avg. inflation target) that the Fed can let inflation rise well above 2%.

Who is right – the *bond vigilantes* or the Fed?

Not that it will stop the spending but the US debt is now 100.1% of GDP – the highest level since WWII.

Temporary volatility aside, inflation is likely to remain modest aside from debt pressure. With the vaccine now available consumers have been more willing to spend. Consumer spending rose as did personal income(10%) in January. Durable goods (major purchases) are also up with a healthy gain, the best in six months. GDP itself is up to 4.1% and jobless claims are down. The claims numbers must however be considered in light of the fact that many people – especially women – are no longer seeking a job.



Still a Question of When

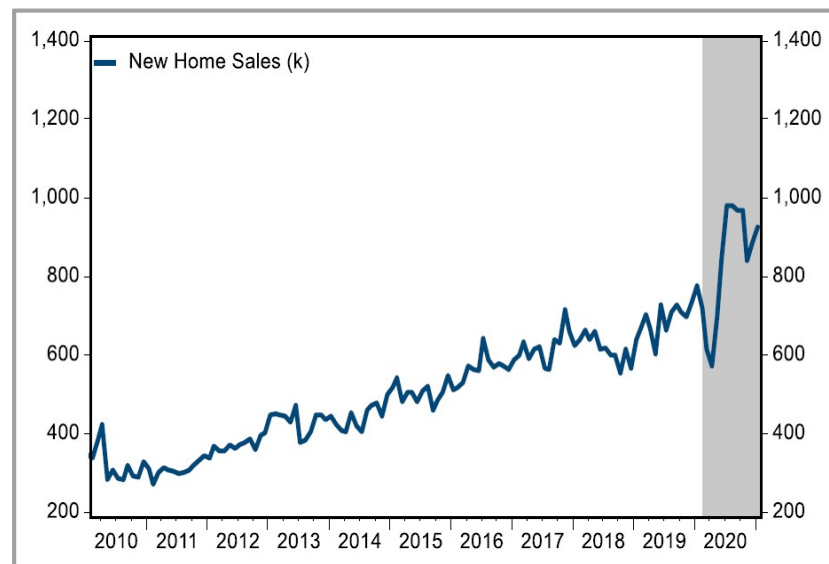
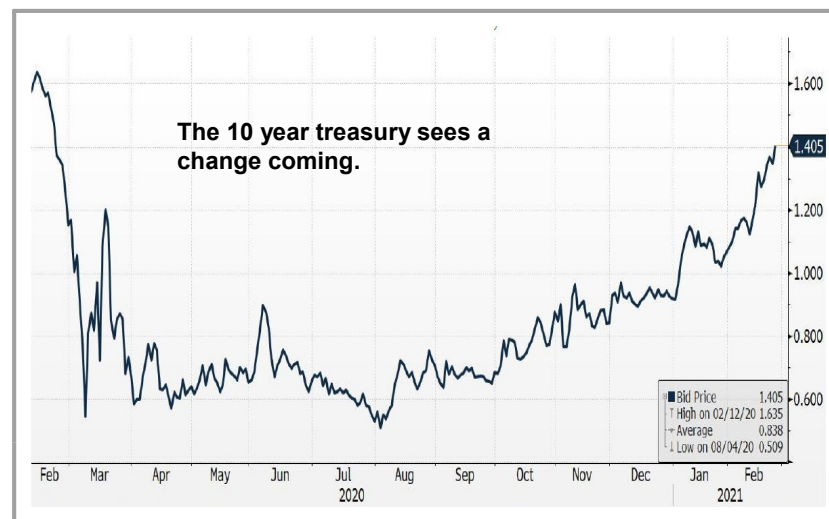
Fed Chairman Powell attributes the rise in yields as *"a statement of confidence"* in the economy which seems to have calmed the stock markets, which continue to gobble up risk assets.

He will undoubtedly be echoed by a prior Fed Chair Janet Yellen (2014-2018) who became Treasury Secretary (not Treasurer). In confirmation hearing she called for "big" stimulus action. She is expected to also somewhat surprisingly call for a stronger dollar. Surprisingly because a stronger dollar makes our products more expensive to a world also just recovering from Covid and its aftermath. Yellen is not a supporter of relaxing financial firms regulations and has called for a "new Dodd-Frank." That's quite scary!

Banks are in a precarious position now. With all the stimulus money the banking system is awash with liquidity. Although that sounds favorable, it is a problem because they are limited in efforts to loan it out. In addition, banks need a steeper curve to borrow low (on deposits) and sell high (on loans).

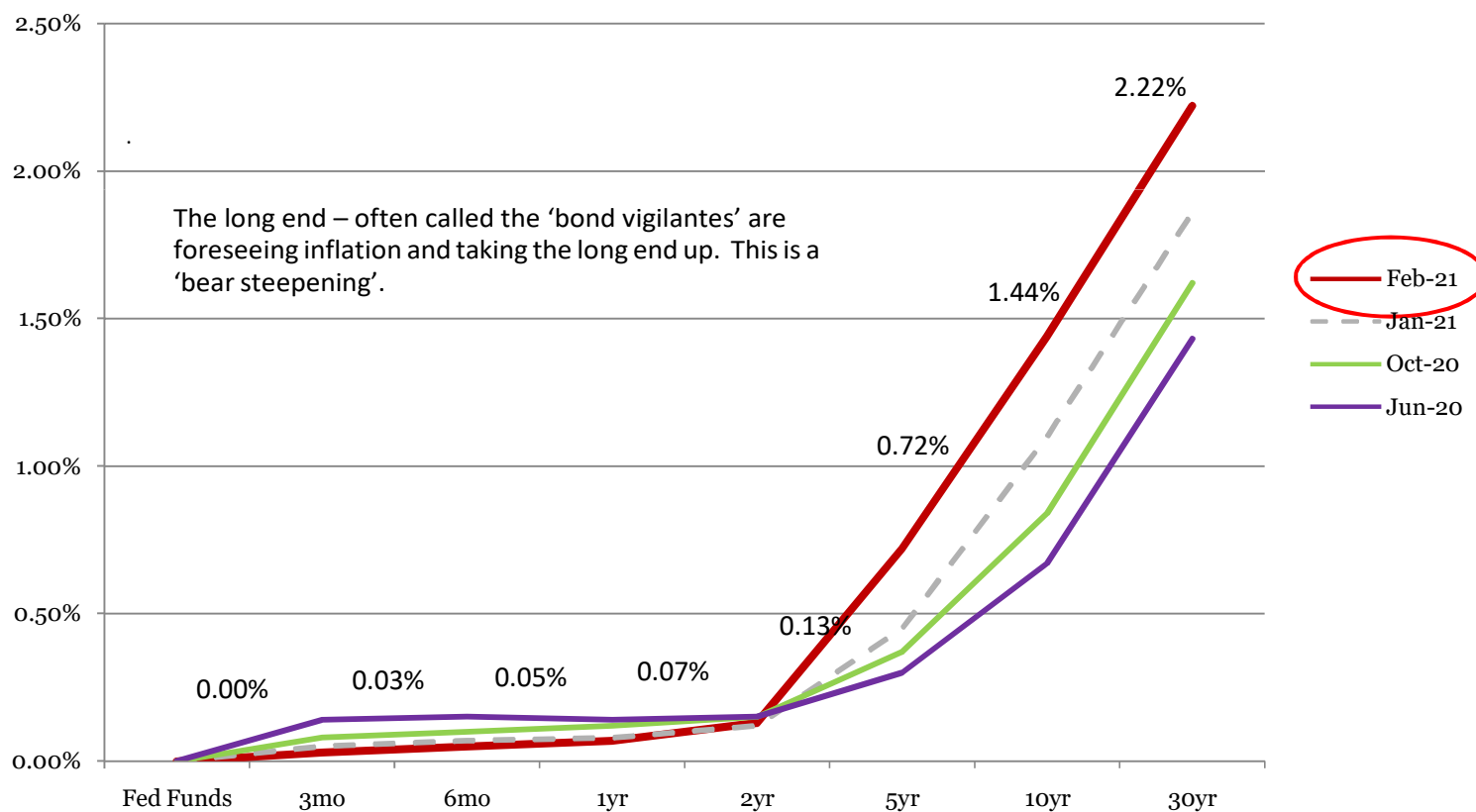
There is good news to be found indicating a building on the strong elements of the economy. Even Boeing is selling planes again as airlines look forward to an increase in air travel.

One key area that continues to boom is housing and it has a tremendous ripple affect through building supply commodities. There is already a major increase in lumber prices. The FHFA house price index is in a three month run and the 20 city home price index jumped 10.1% over last year. New and existing homes rarely stay on the market long as people grab the low interest rates and as others move out of city centers.



A Different Look

- The curve continues to fight the virus.
- The bond market is foreseeing inflation especially with a new stimulus payment passed and talk of an infrastructure stimulus package.
- The market will fight the Fed and their asset purchases on the long end. Usually the market wins.
- The various Covid vaccines have been a major boost to confidence. A more robust economic recovery may require several more months.
- The Fed has stated its intention to stay at 0.0% Fed Funds rate through 2023. Looks like the curve will do its job for it.



End of Month Rates - Full Yield Curve – Fed Funds to 30yr

Collin County Community College District
Monthly Investment Report
February 1, 2021 – February 28, 2021

Portfolio Summary Management Report

Portfolio as of 01/31/21:

Beginning Book Value	\$ 592,759,071
Beginning Market Value	\$ 592,966,856

Portfolio as of 02/28/21:

Ending Book Value	\$ 578,866,122
Ending Market Value	\$ 579,070,357

Unrealized Gain/Loss	\$ 204,235
----------------------	------------

WAM at Beginning Period Date ¹	49 days
---	---------

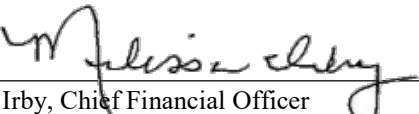
WAM at Ending Period Date ¹	46 days
--	---------

(Increase in market value is due to seasonal cash inflows)


Change in Market Value ²	\$ (13,896,499)
-------------------------------------	-----------------

Average Yield to Maturity for period	0.124%
--------------------------------------	--------

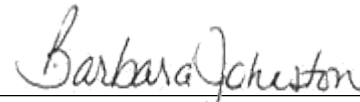
Average Yield 3 Month Treasury Bill for period	0.040%
--	--------



Melissa Irby, Chief Financial Officer
Collin County Community College District



Julie Bradley, Associate V.P. - Controller
Collin County Community College District



Barbara Johnston, Associate V.P.
Collin County Community College District

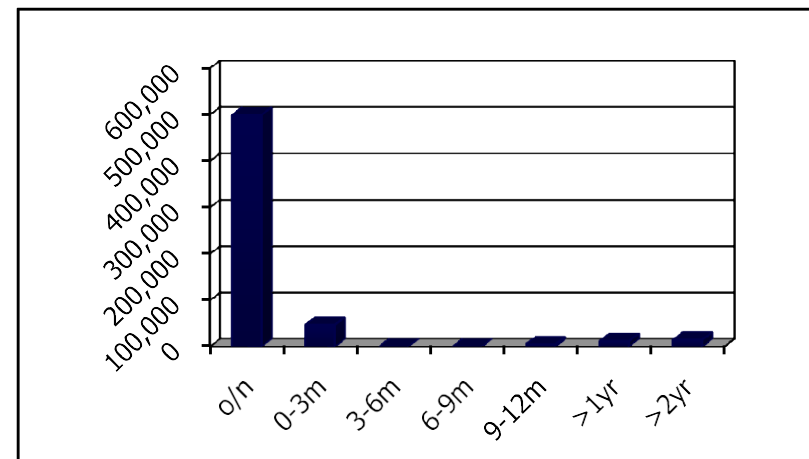
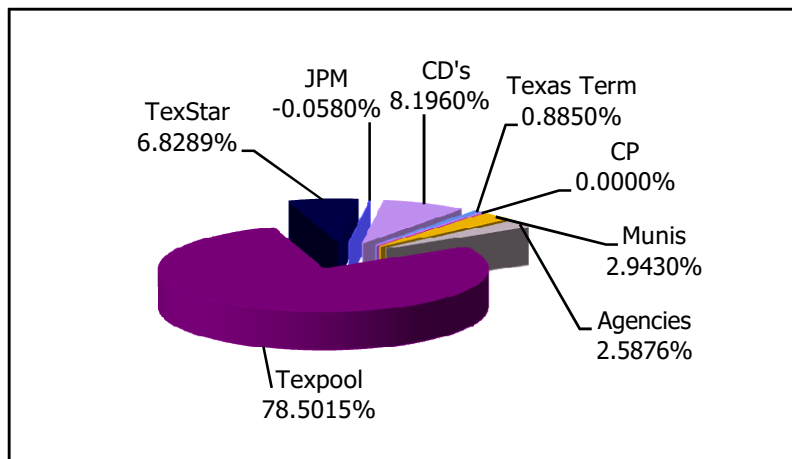
¹ WAM – weighted average maturity

² “Change in Market Value” is required data, but will primarily reflect the receipt and expenditure of the District’s funds from month to month.
Patterson & Associates has assisted in the preparation of this consolidated investment report, with additional input provided by CCCCDD.

Your Portfolio

As of February 28, 2021

- P&A constantly reviews your portfolio for optimal asset allocation and a controlled average maturity because a diversified portfolio can better adjust to volatile market conditions. These are unusual times and where extensions can be made it is important to make them to find any available safe value in the markets.
- The graphs below show asset allocations by market sector and by maturity in your portfolio. Liquidity still yields little or no value but with a flat short curve it may be the only sector available out to six months without the use of CP. Our expectation is of continuing dismally low rates but we look for value in your authorized sectors to capture the yield available as markets change.
- Fed actions will continue and additional stimulus will boost some risk-on confidence providing opportunities in the markets.
- The non-cash portion of your portfolio is yielding 0.63%.



Collin Co Comm College Dist.
Portfolio Management
Portfolio Summary
February 28, 2021

Investments	Par Value	Market Value	Book Value	% of Portfolio	Term	Days to Maturity	YTM 365 Equiv.
Federal Agency Coupon Securities	15,000,000.00	15,003,601.05	14,996,450.64	2.59	1,087	921	0.314
Municipal Bonds	16,865,000.00	17,252,915.70	17,055,831.19	2.95	706	492	0.952
TexStar	39,575,650.73	39,575,650.73	39,575,650.73	6.84	1	1	0.033
Texpool	454,947,187.92	454,947,187.92	454,947,187.92	78.59	1	1	0.043
JPMorgan Chase	-336,383.99	-336,383.99	-336,383.99	-0.06	1	1	0.000
CD's - Interest Monthly/Quarterly	47,498,865.84	47,498,865.84	47,498,865.84	8.21	365	80	0.620
Texas Term	5,128,519.55	5,128,519.55	5,128,519.55	0.89	1	1	0.050
	578,678,840.05	579,070,356.80	578,866,121.88	100.00%	80	46	0.124
Investments							

Cash and Accrued Interest							
Accrued Interest at Purchase		1,041.67	1,041.67				
Subtotal		1,041.67	1,041.67				
Total Cash and Investments	578,678,840.05	579,071,398.47	578,867,163.55		80	46	0.124

Total Earnings	February 28 Month Ending	Fiscal Year To Date
Current Year	59,165.57	540,222.42
Average Daily Balance	591,106,074.37	
Effective Rate of Return	0.13%	

..

Reporting period 02/01/2021-02/28/2021

Run Date: 03/08/2021 - 06:43

Portfolio CCCC
AP
IE (PRF_PM1) 7.3.11
Report Ver. 7.3.11



**Collin Co Comm College Dist.
Summary by Type
February 28, 2021
Grouped by Fund**

Patterson & Associates
901 S. MoPac
Suite 195
Austin, TX 78746
-

Security Type	Number of Investments	Par Value	Book Value	% of Portfolio	Average YTM 365	Average Days to Maturity
Fund: Building						
Municipal Bonds	2	8,000,000.00	8,062,428.13	1.39	0.370	389
Texpool	1	82,562,606.86	82,562,606.86	14.26	0.043	1
TexStar	1	28,258,296.54	28,258,296.54	4.88	0.033	1
Subtotal	4	118,820,903.40	118,883,331.53	20.53	0.063	27
Fund: 2018 Bond Series						
Texpool	1	0.00	0.00	0.00	0.000	0
Subtotal	1	0.00	0.00	0.00	0.000	0
Fund: 2020 Bond Series						
Texpool	1	122,119,074.01	122,119,074.01	21.10	0.043	1
Subtotal	1	122,119,074.01	122,119,074.01	21.10	0.043	1
Fund: Debt Service						
Texas Term	1	20.50	20.50	0.00	0.000	1
Texpool	1	12,084,232.55	12,084,232.55	2.09	0.043	1
Subtotal	2	12,084,253.05	12,084,253.05	2.09	0.043	1
Fund: Operating						
Municipal Bonds	2	8,865,000.00	8,993,403.06	1.55	1.474	584
CD's - Interest Monthly/Quarterly	1	47,498,865.84	47,498,865.84	8.21	0.620	80
Federal Agency Coupon Securities	3	15,000,000.00	14,996,450.64	2.59	0.314	921
JPMorgan Chase	1	-336,383.99	-336,383.99	-0.06	0.000	1
Texas Term	1	5,128,499.05	5,128,499.05	0.89	0.050	1
Texpool	1	155,789,011.95	155,789,011.95	26.91	0.043	1
TexStar	1	11,317,354.19	11,317,354.19	1.96	0.033	1
Subtotal	10	243,262,347.04	243,387,200.74	42.05	0.225	95
Fund: Stabilization						
Texpool	1	82,392,262.55	82,392,262.55	14.23	0.043	1
Subtotal	1	82,392,262.55	82,392,262.55	14.23	0.043	1

Portfolio CCCC
AP

Total and Average	19	578,678,840.05	578,866,121.88	100.00	0.124	46
-------------------	----	----------------	----------------	--------	-------	----



Collin Co Comm College Dist.
Fund BLDG - Building
Investments by Fund
February 28, 2021

Patterson & Associates
901 S. MoPac
Suite 195
Austin, TX 78746
-

CUSIP	Investment #	Issuer	Purchase Date	Book Value	Par Value	Market Value	Current Rate	YTM 360	YTM 365	Maturity Date	Days To Maturity
Municipal Bonds											
419792ZH2	10170	State of Hawaii	10/29/2020	3,000,000.00	3,000,000.00	3,010,350.00	0.429	0.422	0.428	10/01/2022	579
476576QP1	10171	Jersey City NJ	12/03/2020	5,062,428.13	5,000,000.00	5,069,550.00	2.000	0.331	0.335	12/02/2021	276
Subtotal and Average				8,062,428.13	8,000,000.00	8,079,900.00		0.365	0.370		388
TexStar											
2450	10007	TexStar	02/01/2016	28,258,296.54	28,258,296.54	28,258,296.54	0.033	0.032	0.033		1
Subtotal and Average				28,258,296.54	28,258,296.54	28,258,296.54		0.033	0.033		1
Texpool											
700001	10009	Texpool	02/01/2016	82,562,606.86	82,562,606.86	82,562,606.86	0.043	0.042	0.043		1
Subtotal and Average				82,562,606.86	82,562,606.86	82,562,606.86		0.043	0.043		1
Total Investments and Average				118,883,331.53	118,820,903.40	118,900,803.40		0.062	0.063		27

Fund BOND18 - 2018 Bond Series
Investments by Fund
February 28, 2021

Page 2

CUSIP	Investment #	Issuer	Purchase Date	Book Value	Par Value	Market Value	Current Rate	YTM 360	YTM 365	Maturity Days To Date Maturity
Texpool										
700006	10067	Texpool	04/12/2018	0.00	0.00	0.00				1
Subtotal and Average				0.00	0.00	0.00		0.000	0.000	0
Total Investments and Average				0.00	0.00	0.00		0.000	0.000	0

Fund BOND20 - 2020 Bond Series
Investments by Fund
February 28, 2021

Page 3

CUSIP	Investment #	Issuer	Purchase Date	Book Value	Par Value	Market Value	Current Rate	YTM 360	YTM 365	Maturity Days To Date Maturity
Texpool										
700006A	10164	Texpool	04/29/2020	122,119,074.01	122,119,074.01	122,119,074.01	0.043	0.042	0.043	1
Subtotal and Average				122,119,074.01	122,119,074.01	122,119,074.01		0.043	0.043	1
Total Investments and Average				122,119,074.01	122,119,074.01	122,119,074.01		0.043	0.043	1

**Fund DS - Debt Service
Investments by Fund
February 28, 2021**

Page 4

CUSIP	Investment #	Issuer	Purchase Date	Book Value	Par Value	Market Value	Current Rate	YTM 360	YTM 365	Maturity Days To Date Maturity
Texpool										
700004	10010	Texpool	02/01/2016	12,084,232.55	12,084,232.55	12,084,232.55	0.043	0.042	0.043	1
Subtotal and Average				12,084,232.55	12,084,232.55	12,084,232.55		0.043	0.043	1
Texas Term										
1291-01	10141	TexasDAILY	02/04/2019	20.50	20.50	20.50				1
Subtotal and Average				20.50	20.50	20.50		0.000	0.000	1
Total Investments and Average				12,084,253.05	12,084,253.05	12,084,253.05		0.043	0.043	1

**Fund OPER - Operating
Investments by Fund
February 28, 2021**

Page 5

CUSIP	Investment #	Issuer	Purchase Date	Book Value	Par Value	Market Value	Current Rate	YTM 360	YTM 365	Maturity Date	Days To Maturity
Federal Agency Coupon Securities											
3133EL5J9	10167	FFCB Call Note	09/16/2020	4,999,217.39	5,000,000.00	5,002,155.60	0.300	0.305	0.310	09/01/2023	914
3133EL6U3	10169	FFCB Call Note	09/16/2020	4,997,304.47	5,000,000.00	5,001,280.20	0.280	0.309	0.313	09/14/2023	927
3134GWK47	10168	FHLMC Call Note	09/16/2020	4,999,928.78	5,000,000.00	5,000,165.25	0.305	0.312	0.316	09/08/2023	921
Subtotal and Average				14,996,450.64	15,000,000.00	15,003,601.05		0.309	0.314		920
Municipal Bonds											
20772J3G5	10162	State of Connecticut	04/20/2020	5,911,743.00	5,865,000.00	6,018,545.70	2.020	1.440	1.460	08/15/2022	532
20772KAE9	10163	State of Connecticut	04/20/2020	3,081,660.06	3,000,000.00	3,154,470.00	2.990	1.479	1.500	01/15/2023	685
Subtotal and Average				8,993,403.06	8,865,000.00	9,173,015.70		1.454	1.474		584
TexStar											
5450	10008	TexStar	02/01/2016	11,317,354.19	11,317,354.19	11,317,354.19	0.033	0.032	0.033		1
Subtotal and Average				11,317,354.19	11,317,354.19	11,317,354.19		0.033	0.033		1
Texpool											
700003	10011	Texpool	02/01/2016	155,789,011.95	155,789,011.95	155,789,011.95	0.043	0.042	0.043		1
Subtotal and Average				155,789,011.95	155,789,011.95	155,789,011.95		0.043	0.043		1
JPMorgan Chase											
7828	10012	JPMorgan Chase Commercial Chkg	02/01/2016	-336,383.99	-336,383.99	-336,383.99					1
Subtotal and Average				-336,383.99	-336,383.99	-336,383.99		0.000	0.000		1
CD's - Interest Monthly/Quarterly											
172128542A	10165	East West Bank	05/20/2020	47,498,865.84	47,498,865.84	47,498,865.84	0.620	0.611	0.620	05/20/2021	80
Subtotal and Average				47,498,865.84	47,498,865.84	47,498,865.84		0.612	0.620		80
Texas Term											
1291-00	10142	TexasDAILY	02/06/2019	5,128,499.05	5,128,499.05	5,128,499.05	0.050	0.049	0.050		1
Subtotal and Average				5,128,499.05	5,128,499.05	5,128,499.05		0.049	0.050		1
Total Investments and Average				243,387,200.74	243,262,347.04	243,573,963.79		0.222	0.225		94

**Fund STABL - Stabilization
Investments by Fund
February 28, 2021**

Page 6

CUSIP	Investment #	Issuer	Purchase Date	Book Value	Par Value	Market Value	Current Rate	YTM 360	YTM 365	Maturity Days To Date Maturity
Texpool										
700005	10050	Texpool	01/24/2018	82,392,262.55	82,392,262.55	82,392,262.55	0.043	0.042	0.043	1
Subtotal and Average				82,392,262.55	82,392,262.55	82,392,262.55		0.043	0.043	1
Total Investments and Average				82,392,262.55	82,392,262.55	82,392,262.55		0.043	0.043	1



Collin Co Comm College Dist.
Cash Reconciliation Report
For the Period February 1, 2021 - February 28, 2021
Grouped by Fund

Patterson & Associates
 901 S. MoPac
 Suite 195
 Austin, TX 78746
 -

Trans. Date	Investment #	Fund	Trans. Type	Security ID	Par Value	Security Description	Maturity Date	Purchases	Interest	Redemptions	Cash
Operating											
02/15/2021	10162	OPER	Interest	20772J3G5	5,865,000.00	CONNST 5.9M 2.02% Mat.	08/15/2022	0.00	59,236.50	0.00	59,236.50
02/26/2021	10166	OPER	Maturity	06742VVE8	10,000,000.00	BARCBK 10.0M 0.00% Mat.	02/26/2021	0.00	0.00	10,000,000.00	10,000,000.00
02/28/2021	10165	OPER	Interest	172128542A	47,269,476.94	EWB 47.3M 0.62% Mat. 05/20/2021	05/20/2021	0.00	22,585.67	0.00	22,585.67
02/28/2021	10165	OPER	Interest	172128542A	47,269,476.94	EWB 47.3M 0.62% Mat. 05/20/2021	05/20/2021	-22,585.67	0.00	0.00	-22,585.67
Subtotal								-22,585.67	81,822.17	10,000,000.00	10,059,236.50
Total								-22,585.67	81,822.17	10,000,000.00	10,059,236.50



Collin Co Comm College Dist.
Maturity Report
Sorted by Maturity Date
Receipts during February 1, 2021 - February 28, 2021

Patterson & Associates
901 S. MoPac
Suite 195
Austin, TX 78746
-

CUSIP	Investment #	Fund	Sec. Type Issuer	Par Value	Maturity Date	Purchase Date	Rate at Maturity	Book Value at Maturity	Interest	Maturity Proceeds	Net Income
06742VVE8	10166	OPER	ACP BARCBK	10,000,000.00	02/26/2021	08/31/2020		10,000,000.00	0.00	10,000,000.00	0.00
Total Maturities				10,000,000.00				10,000,000.00	0.00	10,000,000.00	0.00

Collin Co Comm College Dist.
Interest Earnings
Sorted by Fund - Fund
February 1, 2021 - February 28, 2021
Yield on Average Book Value

Patterson & Associates
901 S. MoPac
Suite 195
Austin, TX 78746
-

CUSIP	Investment #	Fund	Security Type	Ending Par Value	Beginning Book Value	Average Book Value	Maturity Date	Current Rate	Adjusted Interest Earnings			
									Annualized Yield	Interest Earned	Amortization/ Accretion	Adjusted Interest Earnings
Fund: Building												
2450	10007	BLDG	RRP	28,258,296.54	28,257,572.22	28,257,649.83		0.033	0.033	724.32	0.00	724.32
700001	10009	BLDG	RR2	82,562,606.86	82,559,879.36	82,560,171.59		0.043	0.043	2,727.50	0.00	2,727.50
419792ZH2	10170	BLDG	MC1	3,000,000.00	3,000,000.00	3,000,000.00	10/01/2022	0.429	0.466	1,072.50	0.00	1,072.50
476576QP1	10171	BLDG	MC1	5,000,000.00	5,069,339.00	5,065,982.29	12/02/2021	2.000	0.366	8,333.33	-6,910.87	1,422.46
			Subtotal	118,820,903.40	118,886,790.58	118,883,803.71			0.065	12,857.65	-6,910.87	5,946.78
Fund: 2020 Bond Series												
700006A	10164	BOND20	RR2	122,119,074.01	126,913,958.70	126,396,020.49		0.043	0.043	4,186.38	0.00	4,186.38
			Subtotal	122,119,074.01	126,913,958.70	126,396,020.49			0.043	4,186.38	0.00	4,186.38
Fund: Debt Service												
700004	10010	DS	RR2	12,084,232.55	24,181,794.83	15,531,223.69		0.043	0.046	545.75	0.00	545.75
1291-01	10141	DS	RR5	20.50	20.50	20.50				0.00	0.00	0.00
			Subtotal	12,084,253.05	24,181,815.33	15,531,244.19			0.046	545.75	0.00	545.75
Fund: Operating												
5450	10008	OPER	RRP	11,317,354.19	11,317,064.12	11,317,095.20		0.033	0.033	290.07	0.00	290.07
700003	10011	OPER	RR2	155,789,011.95	143,497,270.49	151,924,155.56		0.043	0.043	4,994.90	0.00	4,994.90
7828	10012	OPER	RR3	-336,383.99	228,145.20	167,659.93				0.00	0.00	0.00
3134GWK47	10168	OPER	FAC	5,000,000.00	4,999,623.55	4,999,771.80	09/08/2023	0.305	0.411	1,270.83	305.23	1,576.06
172128542A	10165	OPER	RR4	47,498,865.84	47,476,280.17	47,477,086.80	05/20/2021	0.620	0.620	22,585.67	0.00	22,585.67
3133EL5J9	10167	OPER	FAC	5,000,000.00	4,999,086.96	4,999,150.31	09/01/2023	0.300	0.360	1,250.00	130.43	1,380.43
3133EL6U3	10169	OPER	FAC	5,000,000.00	4,996,885.47	4,997,088.99	09/14/2023	0.280	0.414	1,166.66	419.00	1,585.66
1291-00	10142	OPER	RR5	5,128,499.05	5,128,299.16	5,128,320.58		0.050	0.051	199.89	0.00	199.89
06742VVE8	10166	OPER	ACP	0.00	9,997,847.22	8,927,648.81	02/26/2021		0.314	0.00	2,152.78	2,152.78
20772KAE9	10163	OPER	MC1	3,000,000.00	3,085,294.78	3,083,529.35	01/15/2023	2.990	1.623	7,475.00	-3,634.72	3,840.28
20772J3G5	10162	OPER	MC1	5,865,000.00	5,914,419.12	5,913,119.29	08/15/2022	2.020	1.587	9,872.75	-2,676.12	7,196.63
			Subtotal	243,262,347.04	241,640,216.24	248,934,626.61			0.240	49,105.77	-3,303.40	45,802.37
Fund: Stabilization												
700005	10050	STABL	RR2	82,392,262.55	81,136,290.35	81,360,379.37		0.043	0.043	2,684.29	0.00	2,684.29

Collin Co Comm College Dist.
Interest Earnings
February 1, 2021 - February 28, 2021

CUSIP	Investment #	Fund	Security Type	Ending Par Value	Beginning Book Value	Average Book Value	Maturity Date	Current Rate	Adjusted Interest Earnings			
									Annualized Yield	Interest Earned	Amortization/ Accretion	Adjusted Interest Earnings
			Subtotal	82,392,262.55	81,136,290.35	81,360,379.36			0.043	2,684.29	0.00	2,684.29
			Total	578,678,840.05	592,759,071.20	591,106,074.37			0.130	69,379.84	-10,214.27	59,165.57

Collin Co Comm College Dist.
Amortization Schedule
February 1, 2021 - February 8, 2021
Sorted By Fund - Fund

Patterson & Associates
901 S. MoPac
Suite 195
Austin, TX 78746
-

Investment #		Maturity Date	Beginning Par Value				Amounts Amortized			
Issuer	Fund	Amort. Date	Current Rate	Purchase Principal	Original Premium or Discount	Ending Book Value	And Unamortized As of 02/01/2021	Amount Amortized This Period Through 02/08/2021	Amt Amortized Through 02/08/2021	Amount Unamortized Through 02/08/2021
Building										
10171 Jersey City NJ	BLDG	12/02/2021	5,000,000.00 2.000	5,082,700.00	82,700.00	5,067,496.10	-13,361.00 69,339.00	-1,842.90	-15,203.90	67,496.10
Subtotal				5,082,700.00	82,700.00	5,067,496.10	-13,361.00 69,339.00	-1,842.90	-15,203.90	67,496.10
Operating										
10166 Barclays Bank CP	OPER	02/26/2021	10,000,000.00	9,984,586.11	-15,413.89	9,998,536.11	13,261.11 -2,152.78	688.89	13,950.00	-1,463.89
10162 State of Connecticut	OPER	08/15/2022	5,865,000.00 2.020	5,939,485.50	74,485.50	5,913,705.49	-25,066.38 49,419.12	-713.63	-25,780.01	48,705.49
10163 State of Connecticut	OPER	01/15/2023	3,000,000.00 2.990	3,119,340.00	119,340.00	3,084,325.52	-34,045.22 85,294.78	-969.26	-35,014.48	84,325.52
10167 FFCB Call Note	OPER	09/01/2023 09/01/2021	5,000,000.00 0.300	4,998,500.00	-1,500.00	4,999,121.74	586.96 -913.04	34.78	621.74	-878.26
10169 FFCB Call Note	OPER	09/14/2023 09/14/2021	5,000,000.00 0.280	4,995,000.00	-5,000.00	4,996,997.21	1,885.47 -3,114.53	111.74	1,997.21	-3,002.79
10168 FHLMC Call Note	OPER	09/08/2023 03/08/2021	5,000,000.00 0.305	4,998,250.00	-1,750.00	4,999,704.94	1,373.55 -376.45	81.39	1,454.94	-295.06
Subtotal				34,035,161.61	170,161.61	33,992,391.01	-42,004.51 128,157.10	-766.09	-42,770.60	127,391.01
Total				39,117,861.61	252,861.61	39,059,887.11	-55,365.51 197,496.10	-2,608.99	-57,974.50	194,887.11



Collin Co Comm College Dist.
Projected Cashflow Report
Sorted by Fund
For the Period March 1, 2021 - September 30, 2021

Patterson & Associates
901 S. MoPac
Suite 195
Austin, TX 78746
-

Projected Trans. Date	Investment #	Fund	Security ID	Transaction Type	Issuer	Par Value	Original Cost	Principal	Interest	Total
Operating										
03/01/2021	10167	OPER	3133EL5J9	Interest	FFCB Call Note	0.00	0.00	0.00	7,500.00	7,500.00
03/08/2021	10168	OPER	3134GWK47	Interest	FHLMC Call Note	0.00	0.00	0.00	7,625.00	7,625.00
03/08/2021	10168	OPER	3134GWK47	Call	FHLMC Call Note	5,000,000.00	4,998,250.00	5,000,000.00	0.00	5,000,000.00
03/14/2021	10169	OPER	3133EL6U3	Interest	FFCB Call Note	0.00	0.00	0.00	7,000.00	7,000.00
07/15/2021	10163	OPER	20772KAE9	Interest	State of Connecticut	0.00	0.00	0.00	44,850.00	44,850.00
08/15/2021	10162	OPER	20772J3G5	Interest	State of Connecticut	0.00	0.00	0.00	59,236.50	59,236.50
09/01/2021	10167	OPER	3133EL5J9	Interest	FFCB Call Note	0.00	0.00	0.00	7,500.00	7,500.00
09/01/2021	10167	OPER	3133EL5J9	Call	FFCB Call Note	5,000,000.00	4,998,500.00	5,000,000.00	0.00	5,000,000.00
09/08/2021	10168	OPER	3134GWK47	Interest	FHLMC Call Note	0.00	0.00	0.00	7,625.00	7,625.00
09/14/2021	10169	OPER	3133EL6U3	Interest	FFCB Call Note	0.00	0.00	0.00	7,000.00	7,000.00
09/14/2021	10169	OPER	3133EL6U3	Call	FFCB Call Note	5,000,000.00	4,995,000.00	5,000,000.00	0.00	5,000,000.00
Total for Operating						15,000,000.00	14,991,750.00	15,000,000.00	148,336.50	15,148,336.50
GRAND TOTALS:						15,000,000.00	14,991,750.00	15,000,000.00	148,336.50	15,148,336.50