






1. Which school does your child attend?

		Response Percent	Response Count
Wylie Early Childhood Center		3.8%	4
Wylie Elementary School		16.2%	17
Wylie Intermediate School		20.0%	21
Wylie Junior High School		34.3%	36
Wylie High School		25.7%	27
answered question			105
skipped question			0

2. The office staff at my child's school are friendly and helpful when I visit the school.

	Strongly Agree	Agree Somewhat	Neutral	Disagree Somewhat	Strongly Disagree	Rating Average	Rating Count
	78.1% (82)	8.6% (9)	5.7% (6)	5.7% (6)	1.9% (2)	1.45	105
answered question							105
skipped question							0

3. The principal at my child's school is friendly and helpful when I visit the school.

	Strongly Agree	Agree Somewhat	Neutral	Disagree Somewhat	Strongly Disagree	Rating Average	Rating Count
	61.0% (64)	16.2% (17)	12.4% (13)	3.8% (4)	6.7% (7)	1.79	105
answered question							105
skipped question							0

4. The assistant principal(s) at my child's school is/are friendly and helpful when I visit the school.

	Strongly Agree	Agree Somewhat	Neutral	Disagree Somewhat	Strongly Disagree	Not Applicable	Rating Average
	47.6% (50)	11.4% (12)	15.2% (16)	1.9% (2)	6.7% (7)	17.1% (18)	2.60
	answered question						
	skipped question						

5. My child's campus provides a safe and secure environment.

	Strongly Agree	Agree Somewhat	Neutral	Disagree Somewhat	Strongly Disagree	Rating Average	Rating Count
	55.2% (58)	25.7% (27)	7.6% (8)	10.5% (11)	1.0% (1)	1.76	105
	answered question						105
	skipped question						0

6. Communication with my child's teacher(s) is available when it is needed.

	Strongly Agree	Agree Somewhat	Neutral	Disagree Somewhat	Strongly Disagree	Rating Average	Rating Count
	67.6% (71)	21.0% (22)	4.8% (5)	3.8% (4)	2.9% (3)	1.53	105
	answered question						105
	skipped question						0

7. COMMENT: If you have trouble communicating with your child's teacher(s), what could we do to improve the communication process?

	Response Count
	22
answered question	22
skipped question	83




8. I get information about my child's school and/or Wylie I.S.D. from the following sources. Please rank them 1 through 8 with 1 being the most commonly used source and 8 being the least..

	1	2	3	4	5	6	7	8	Rating Average	Response Count
Abilene Reporter News	6.7% (7)	5.8% (6)	10.6% (11)	15.4% (16)	8.7% (9)	11.5% (12)	12.5% (13)	28.8% (30)	5.42	
Classroom Newsletter	29.8% (31)	18.3% (19)	5.8% (6)	8.7% (9)	7.7% (8)	9.6% (10)	8.7% (9)	11.5% (12)	3.67	
Class Web Site	1.9% (2)	8.7% (9)	20.2% (21)	12.5% (13)	13.5% (14)	18.3% (19)	13.5% (14)	11.5% (12)	4.93	
E-Mail	16.3% (17)	21.2% (22)	21.2% (22)	12.5% (13)	9.6% (10)	7.7% (8)	5.8% (6)	5.8% (6)	3.53	
Local Television Stations	1.0% (1)	3.8% (4)	6.7% (7)	9.6% (10)	14.4% (15)	23.1% (24)	25.0% (26)	16.3% (17)	5.84	
School Newletters	1.9% (2)	5.8% (6)	18.3% (19)	16.3% (17)	19.2% (20)	16.3% (17)	13.5% (14)	8.7% (9)	4.91	
Wylie Web Site	35.6% (37)	17.3% (18)	8.7% (9)	12.5% (13)	11.5% (12)	3.8% (4)	6.7% (7)	3.8% (4)	3.05	
Wylie Weekly	6.7% (7)	19.2% (20)	8.7% (9)	12.5% (13)	15.4% (16)	9.6% (10)	14.4% (15)	13.5% (14)	4.64	
										answered question
										skipped question

9. My child receives Title I Services at Wylie Elementary School or Wylie Intermediate School.

	Yes	No	Rating Average	Rating Count
	10.2% (10)	89.8% (88)	1.90	98
answered question				98
skipped question				7

10. I have been pleased with the Title I Services my child has received.

		Response Percent	Response Count
Yes		10.5%	10
No		3.2%	3
N/A		86.3%	82
Comments:			5
answered question			95
skipped question			10

11. Suggestions for improving this campus:

	Response Count
	31
answered question	31
skipped question	74




12. Suggestions for improving Wylie I.S.D.:

	Response Count
	28
answered question	28
skipped question	77

13. Additional Comments:

	Response Count
	22
answered question	22
skipped question	83

14. Contact Information: (Please provide if you would like to be contacted regarding your survey.)

		Response Percent	Response Count
Name		100.0%	16
Phone:		81.3%	13
Email Address		100.0%	16
	answered question		16
	skipped question		89