






WEST CHIC
ELEMENTARY SC
Together for Excellence ★ 1933

Summative Designation & School Report Card 2024

Presented to the Board of Education

November 7, 2024

District Academic Goals - Spring 2024

SMART Goal including Baseline	Spring 2023 Results	Fall 2023 Results	Winter 2024 Results	Spring 2024 Results
Literacy By Spring 2024, 43% of students will be at or above the 50th percentile in <i>MAP English Reading</i> , an increase from the Spring 2023 result of 31%.	31%	31.3%	32.9% +1.9%	Goal 43% Results 34.4% 
Literacy By Spring 2024, 28.5% of students will be meeting/exceeding standards on the <i>Illinois Assessment of Readiness in Literacy</i> , an increase from the Spring 2023 preliminary results of 15.8%.	Actual 16.0%	n/a	n/a	Goal 28.5% Preliminary Results 24.1% 
English Language Development By spring 2024, 6.4% of students who are English Learners will attain English proficiency on the ACCESS test, an increase from the Spring 2023 results of 5.4%	Actual 5.4%	n/a	n/a	Goal 6.4% Results 9.3% 
Mathematics By Spring 2024, 41% of students will be at or above the 50th percentile in <i>MAP Math</i> , an increase from the Spring 2023 result of 35%.	35%	30.8%	37.3% +2.3%	Goal 41% Results 44.2% 
Mathematics By Spring 2024, 24.7% of students will be meeting/exceeding standards on the <i>Illinois Assessment of Readiness in Math</i> , an increase from the Spring 2023 preliminary results of 15.5%.	Actual 15.6%	n/a	n/a	Goal 24.7% Preliminary Results 15.7% 



**WEST CHICAGO
ELEMENTARY SCHOOLS**

Together for Excellence ★ ¡Juntos por la Excelencia!

Summative Designation 2024

Growth versus Proficiency

Growth	Proficiency
Measures a student's change in knowledge or skills over time. Growth is not penalized for a student's starting point, and it recognizes that students of all backgrounds can grow.	Measures whether a student has mastered a common standard.

Illinois assessments use both growth and proficiency to calculate summative designations, which describe how well a school is meeting its students' needs.

Components of Summative Designation

Component	Percentage of Score	Data Source
ELA Growth	25%	IAR Growth Percentiles
Math Growth	25%	IAR Growth Percentiles
Chronic Absenteeism	20%	District Reported Attendance
ELA Proficiency	7.5%	IAR Proficiency Targets
Math Proficiency	7.5%	IAR Proficiency Targets
Science Proficiency	7.5%	Illinois Science Assessment
EL PtP (Progress to Proficiency)	5%	ACCESS & EL Progress to Proficiency Report
Climate Survey	5%	5 Essentials Student Survey

Illinois Summative Designation

Elementary & Middle Schools

75%

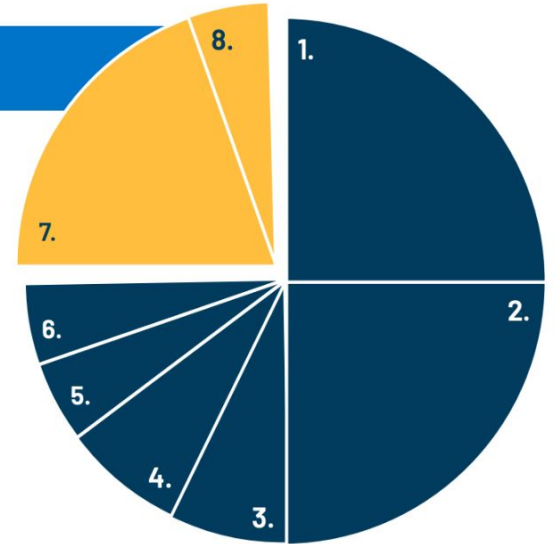
Academic Indicators

1. English Language Arts Growth: 25%
2. Math Growth: 25%
3. English Language Arts Proficiency: 7.5%
4. Math Proficiency: 7.5%
5. Science Proficiency: 5%
6. English Learner Progress to Proficiency: 5%

25%

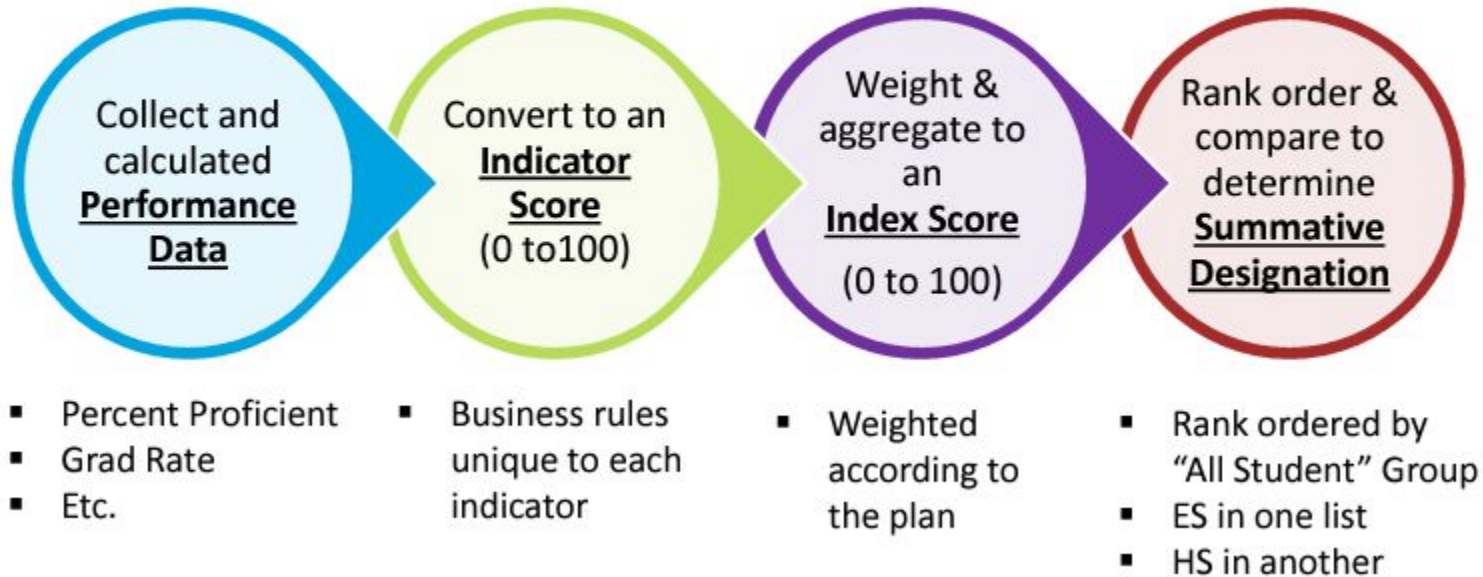
School Quality & Student Success Indicators

7. Chronic Absenteeism: 20%
8. Climate Survey: 5%



Calculation

4 Step Process





WEST CHICAGO
ELEMENTARY SCHOOLS

Together for Excellence ★ ¡Juntos por la Excelencia!

D33 Summative Designation

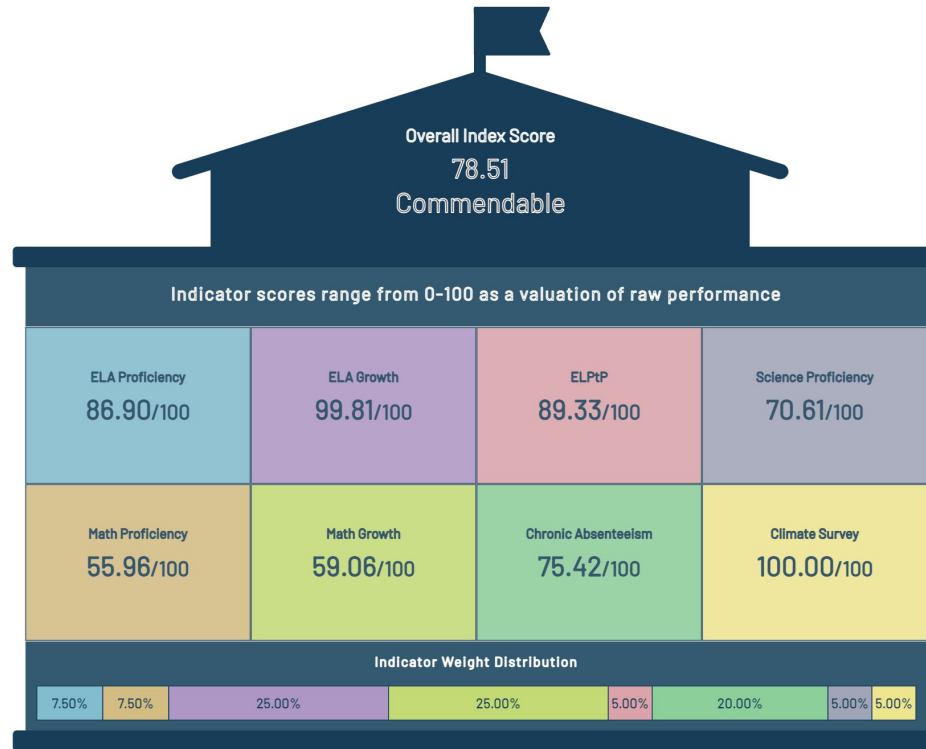
Levels of Designation

Summative Designation 2024	School	Definition
Exemplary		<ul style="list-style-type: none"> • Performance in top 10% of schools statewide • No underperforming subgroups
Commendable	Currier Indian Knoll Turner Pioneer Elem Gary Wegner Leman	<ul style="list-style-type: none"> • Performance is <u>not</u> in top 10% of schools statewide • No underperforming subgroups
Targeted Support		<ul style="list-style-type: none"> • School's "All Students" score above the lowest performing 5% of IL schools • One or more student groups performed at/below the level of the lowest-performing 5% of IL schools
Comprehensive Support		<ul style="list-style-type: none"> • School is one of the lowest-performing 5 percent of schools in IL
Intensive Support		<ul style="list-style-type: none"> • After 4-year cycle at Comprehensive still in lowest 5% of schools in IL

2024 Ranked Weighted **Index Score** “ALL”

School/Thresholds	2024 Overall Scores
Exemplary Threshold	84.04
Gary	78.51
Turner	69.42
Leman Middle	67.13
Currier	59.94
Wegner	57.95
Indian Knoll	53.10
Pioneer Elementary	48.87
Targeted/ Comprehensive Threshold	40.00

Gary Elementary - Summative Designation 2024

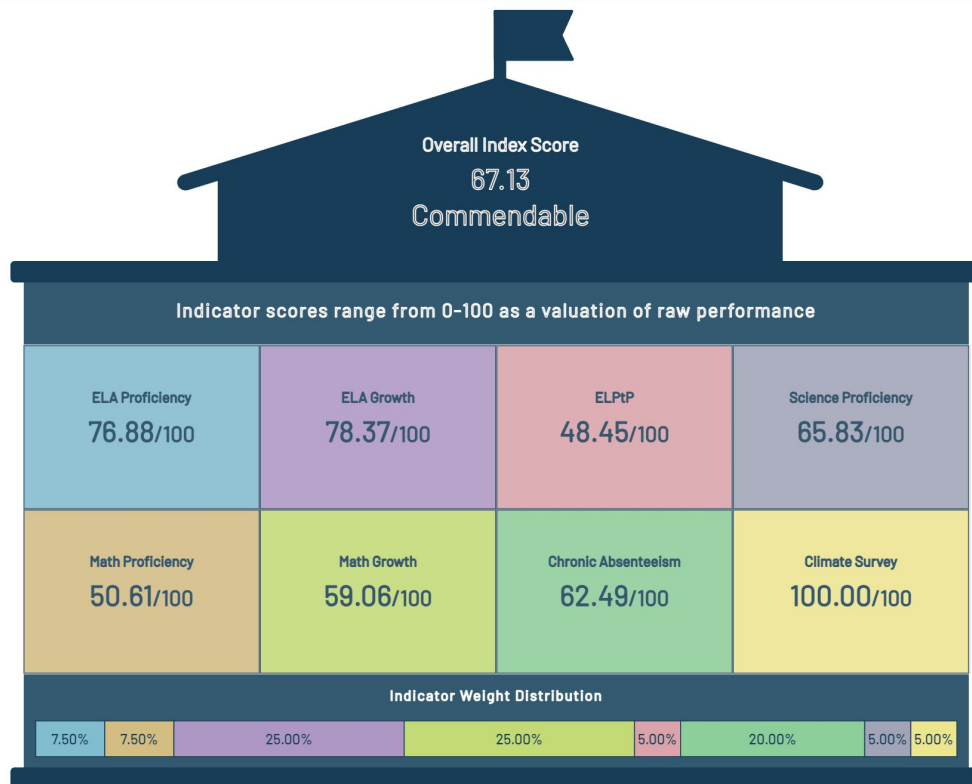


Gary Elementary - Summative Designation

Indicator	2023 (Indicator Score)	2024 (Indicator Score)
Summative Designation	81.53 (81.45)	78.51 (84.04)
ELA Growth - 25%	89.23	99.81
Math Growth - 25%	77.58	59.06
ELA Proficiency - 7.5%	90.67	86.96
Math Proficiency - 7.5%	87.35	55.96
Science Proficiency - 5%	86.21	70.61
Chronic Absenteeism - 20%	63.78	75.42
EL PtP (Progress to Proficiency) - 5%	88.25	89.33
Climate Survey - 5%	100.00	100.00

Key:
Green=
 increase
 from year
 before
Yellow=
 decrease
 from year
 before

Leman Middle - Summative Designation 2024



Leman Middle - Summative Designation

Indicator	2023 (Indicator Score)	2024 (Indicator Score)
Summative Designation	53.39 (81.45)	67.13 (84.04)
ELA Growth - 25%	49.64	78.37
Math Growth - 25%	52.98	59.06
ELA Proficiency - 7.5%	48.84	76.88
Math Proficiency - 7.5%	46.97	50.61
Science Proficiency - 5%	60.12	65.83
Chronic Absenteeism - 20%	55.28	62.49
EL PtP (Progress to Proficiency) - 5%	32.82	48.45
Climate Survey - 5%	100	100

Key:
Green=
 increase
 from year
 before
Yellow=
 decrease
 from year
 before

Improvement Planning Next Steps

- **District wide action plan**
 - Each building follows their local School Improvement Plan
 - Monitor changes in data for evidence of curricula improvement
- **Continued steps at Lemman**
 - IL-Empower Partner assistance grant funded
 - Continue the Board & State approved School Improvement Plan (SIP) for the Targeted Student Group as written through this year - Year 2 Implementation Plan

Thank you!

Cathy Park

Director of Assessment and Accountability



**WEST CHICAGO
ELEMENTARY SCHOOLS**

Together for Excellence ★ ¡Juntos por la Excelencia!