

Elementary  
870-797-2321 (p)  
870-797-7633 (f)

**STRONG-HUTTIG SCHOOLS**  
**PO BOX 735**  
**STRONG, AR 71765**  
**870-797-3040 (p) 870-797-3012 (f)**

High School  
870-797-7322 (p)  
870-797-2257 (f)

Tuesday, September 28, 2021

To the Arkansas State Board of Education

The Strong-Huttig School District has received notice that our Average Daily Membership is below 350 students. The district would like to apply for the waiver that is available under Act 377.

Our current enrollment is 300 for the 2021-22 school year. We are working diligently to provide a safe teaching and learning environment for all students, teachers, faculty, and staff.

The preliminary budget has been submitted for this year, and we will work closely with the Fiscal Support Team throughout the year. As a district, we are confident that we will meet the guidelines for financial, facilities, and academic approval. With our last audit we did not have any reportable findings, and we intend to monitor our finances carefully.

Please accept this letter as our statement of assurance that: The Strong-Huttig School District is not in academic, facility, or fiscal distress. Our buildings are older, but they are well maintained. We are making the necessary additions to safely operate during the Covid-19 pandemic and beyond. We work with Jo Anne Woolridge to keep our facilities master plan updated. All of our facilities are safe, warm, dry, and secure for students and staff.

Included in this request you will find letters of support from our local community leaders, plans for upcoming programs of study, and a resolution from the Strong - Huttig School Board. We would greatly appreciate your consideration for this waiver. If you have any questions please contact Superintendent Kimberly Thomas, at 870-797-7322 or by email at [kimberly.thomas@strong.scsc.k12.ar.us](mailto:kimberly.thomas@strong.scsc.k12.ar.us).

Sincerely,



Kimberly Thomas

Superintendent

Strong - Huttig School District  
Supporting Waiver Request Documentation Included

1. Waiver Request Letter
2. School Board Resolution
3. Coordinator of Fiscal Support Letter
4. Budget Summary
5. Legal Balance
6. Preliminary State Aid Notice
7. Enrollment Report
8. Proof of Publication
9. Annual Statistical Report
10. Legislative Audit
11. District Wide Facilities Master Plan
12. Facilities Statement of Assurance
13. 2018-2019 Accountability At-A-Glance
14. Letters of Support
15. Upcoming Projects
16. District Information
17. Powerpoint

Elementary  
870-797-2321 (p)  
870-797-7633 (f)

**STRONG-HUTTIG SCHOOLS**  
PO BOX 735  
STRONG, AR 71765  
870-797-3040 (p) 870-797-3012 (f)

High School  
870-797-7322 (p)  
870-797-2257 (f)

September 27, 2021

Resolution of Approval to Apply for  
Waiver Authorized by Act 377 of 2015


It is in the best interest of the students in the school district that the Strong-Huttig School Board support any and all efforts by the administration and staff to apply for the Under 350 Waiver for the 2022-2023 school year.

It is in the best interest of the students in Strong-Huttig School District to keep the school district open due to the length of potential time spent on the bus by a student traveling to and from school should the school district be administratively reorganized, as assured by the Board of Directors of the Strong-Huttig School District requesting the waiver.

Cindy Smith, Board President:



Fredrick Baker, Board Vice President:



Carrie McHenry, Board Secretary:



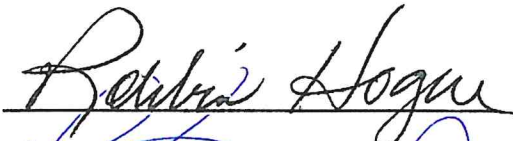
Edwin Boswell, Member:




Terri Dollar, Member:

Absent

Robbin Hogue, Member:



LaKenya Taylor, Member:



Equal Opportunity Employer



## Arkansas Department of Education

Four Capitol Mall • Little Rock, Arkansas • 72201-1030 • (501) 682-4475 • Fax (501) 682-1079

Asa Hutchinson  
Governor

Johnny Key  
Secretary

September 13, 2021

Ms. Kimberly Thomas, Superintendent  
Strong-Huttig School District  
P.O. Box 735  
Strong, AR 71765

Dear Ms. Thomas:

During the 2020-2021 school year, the Strong-Huttig School District was part of the DESE Fiscal Services and Support fiscal monitoring program due to having an Average Daily Membership (ADM) of less than 350 students during the previous year. The district is currently in good financial standing and in compliance with all financial reporting. Fund balance reports are included for review. Please let me know if additional information is needed.

Thank you,

A handwritten signature in blue ink that reads "Tracy Webb". The signature is written in a cursive, flowing style.

Tracy Webb  
Coordinator of Fiscal Services and Support  
501-683-0737



## Budget Summary

**STRONG-HUTTIG SCHOOL DISTRICT(7009000)**

Period: 3

FY22 as of 2021-09-13

FY22 as of 2021-09-13			
<b>Beginning Balance</b> <u>7/1/2021</u>			<b>Ending Balance</b> <u>9/30/2021</u>
	Revenue	Expenditures	
635,890.99	342,062.81	223,030.97	754,922.83
FY22 Budget			
<b>Beginning Balance</b> <u>7/1/2021</u>			<b>Projected Balance</b> <u>9/30/2021</u>
	Revenue	Expenditures	
669,251.2	0	0	669,251.2
FY21			
<b>Beginning Balance</b> <u>7/1/2020</u>			<b>Ending Balance</b> <u>9/30/2020</u>
	Revenue	Expenditures	
631,565.75	505,656.94	501,331.7	635,890.99
FY20			
<b>Beginning Balance</b> <u>7/1/2019</u>			<b>Ending Balance</b> <u>9/30/2019</u>
	Revenue	Expenditures	
568,859.84	408,732.98	509,207.55	468,385.27
FY19			
<b>Beginning Balance</b> <u>7/1/2018</u>			<b>Ending Balance</b> <u>9/30/2018</u>
	Revenue	Expenditures	
610,479.8	464,159.59	495,511.17	579,128.22

(Does not include Building, Categorical, Federal, Activity and Food Service Funds)

**Revenue**  
**STRONG PUBLIC SCHOOL DISTRICT #83**  
**Period 13**

**Unrestricted Funds**

Fund/SOF 1000-1200|1204|1206:1211|1213:1222|1224:1274|1277:1280|1282:1292|1294:1319|1321:1322|1324:1390|1392:1400|1405:1999  
Fund/SOF 2000-2200|2204|2206:2211|2213:2222|2224:2274|2277:2280|2282:2292|2294:2319|2321:2322|2324:2390|2392:2400|2405:2999  
Fund/SOF 4000:4999

Object Detail for Account  
10000:51999|52300-52399|52500:59999

Account	Account Description	FY19	FY20	FY21	FY22 YTD as of 2021-09-13	FY22 Budget	Variance in FY22 Budget and FY22
11110	PROPERTY TAXES-CURRENT	1,127,378.72	1,093,261.48	1,059,441.09	12,006.96	0.00	12,006.96
11120	PROPERTY TAX-40% BY 6/30	344,416.42	332,458.73	476,337.97	17,669.29	0.00	17,669.29
11140	PROPERTY TAX-DELINQUEST	157,247.71	116,007.38	260,140.26	15,509.06	0.00	15,509.06
11150	EXCESS COMMISSION	46,975.75	49,381.32	48,237.15	458.98	0.00	458.98
15100	INTEREST ON INVESTMENTS	1,502.87	1,471.40	1,516.03	243.18	0.00	243.18
19120	OTHER RENT-LAND OWNED LEA	14,650.00	15,500.00	15,200.00	1,500.00	0.00	1,500.00
19800	REFUNDS OF PRIOR YR EXPEN	724.15	0.00	0.00	0.96	0.00	0.96
19900	MISC REV FR LOCAL SOURCES	8,583.16	14,966.08	15,999.05	0.00	0.00	0.00
21200	SEVERANCE TAX	21,135.69	20,333.56	11,782.86	0.00	0.00	0.00
31101	STATE FOUNDATION FUNDING	896,655.00	866,711.00	937,051.00	147,262.00	0.00	147,262.00
31103	98% TAX GUARANTEE	1,988.00	5,116.00	95,513.00	0.00	0.00	0.00
31400	TRANSPORTATION AID	30,959.00	101,177.00	101,177.00	41,069.00	0.00	41,069.00
31450	STUDENT GROWTH FUNDING	0.00	44,602.00	22,493.00	0.00	0.00	0.00
32219	ED COMP FEFORM PROG	0.00	48,337.90	48,337.90	106,343.38	0.00	106,343.38
32226	RECRUITMENT/RETENTION	62,478.98	72,571.48	53,603.53	0.00	0.00	0.00
32249	ISOLATED SPEC NEED SM SCH	98,416.00	97,983.00	102,642.00	0.00	0.00	0.00
32310	HAND CHILD-SUPV/EXTEND YR	1,258.63	1,238.88	1,569.97	0.00	0.00	0.00
32350	EARLY CHLD/MEDICAID MATCH	0.00	0.00	20,521.19	0.00	0.00	0.00
32352	SPED EIDT	0.00	0.00	7,286.53	0.00	0.00	0.00
32355	EARLY CHILD PILOT PARENT	26,424.78	12,972.29	3,759.63	0.00	0.00	0.00
32361	AP EXAMS	565.56	0.00	0.00	0.00	0.00	0.00
32382	NSL MATCHING GRANT	29,407.16	50,701.52	41,425.13	0.00	0.00	0.00
32990	OTHER GRANTS & STATE AID	0.00	50.65	0.00	0.00	0.00	0.00
41300	REV IN LIEU OF TAXES	45,152.49	39,148.41	36,790.91	0.00	0.00	0.00
52300	TRANS FROM BUILDING FUND	0.00	106,000.00	0.00	0.00	0.00	0.00
<b>Total Revenue</b>		<b>2,915,920.07</b>	<b>3,089,990.08</b>	<b>3,360,825.20</b>	<b>342,062.81</b>	<b>0.00</b>	<b>342,062.81</b>

(Excluding transfers from 52000-52299 and 52400-52499)



**EXPENDITURES**  
**STRONG PUBLIC SCHOOL DISTRICT #83**  
**Period 13**

**Unrestricted Funds**

Fund/SOF 1000-1200|1204|1206:1211|1213:1222|1224:1274|1277:1280|1282:1292|1294:1319|1321:1322|1324:1390|1392:1400|1405:1999  
Fund/SOF 2000-2200|2204|2206:2211|2213:2222|2224:2274|2277:2280|2282:2292|2294:2319|2321:2322|2324:2390|2392:2400|2405:2999  
Fund/SOF 4000:4999

**Object Detail for Account**

61000:69299|69330:69339|69350:69999

			FY19	FY20	FY21	FY22 YTD as of 2021-09-13	FY22 Budget	Variance in FY22 Budget and FY22 YTD
Account	Account Description							
Salaries & Benefits Totals	61110 CERT SALARY		1,274,821.39	1,312,601.02	1,290,620.63	44,864.25	0.00	44,864.25
	61120 CLS SALARY		364,096.42	359,567.32	343,370.20	29,372.42	0.00	29,372.42
	61510 CERTIFIED BONUS		62,387.13	72,571.48	53,603.53	0.00	0.00	0.00
	61710 CERT SUBSTITUTES		5,837.60	0.00	20,093.64	0.00	0.00	0.00
	61720 CLS SUBSTITUTES		24,710.42	26,275.91	49,601.47	1,892.00	0.00	1,892.00
	61810 CERT UNUSED SICK		0.00	0.00	125.00	0.00	0.00	0.00
	61819 CERT USL SEPARAT EMP		10,830.00	0.00	120.00	0.00	0.00	0.00
	61820 CLS UNUSED SICK		1,950.00	2,750.00	7,600.00	0.00	0.00	0.00
	61829 CLASS USL SEPARAT EMP		120.00	0.00	6,120.00	0.00	0.00	0.00
	62110 CERT GROUP INS		8,724.75	8,807.77	6,989.19	185.48	0.00	185.48
	62120 CLS GROUP INS		5,160.72	4,436.52	4,212.23	296.12	0.00	296.12
	62210 CERT SOC SEC		76,307.77	77,444.36	77,579.82	2,689.74	0.00	2,689.74
	62220 CLS SOC SEC		23,135.54	22,790.88	24,038.35	1,875.82	0.00	1,875.82
	62260 CERT MEDICARE		17,846.21	18,111.92	18,143.60	629.07	0.00	629.07
	62270 CLS MEDICARE		5,410.75	5,330.06	5,621.87	438.70	0.00	438.70
	62310 CERT TCH RET-CONT		180,921.57	191,812.04	190,158.03	6,617.48	0.00	6,617.48
	62320 CLS TCH RET - CONT		54,610.80	55,356.89	58,952.45	4,611.53	0.00	4,611.53
	62321 ATR BENEFIT CLS		945.90	1,849.84	3,060.69	150.00	0.00	150.00
	62520 CLS UNEMPLOY COMP		1,682.00	9,839.00	3,108.00	0.00	0.00	0.00
	62610 CERT WKR'S COMP		6,535.88	7,637.76	8,989.20	0.00	0.00	0.00
	62620 CLS WKR'S COMP		6,033.12	7,050.24	7,354.80	0.00	0.00	0.00
	62710 CERT HEALTH BENEFITS		43,141.87	42,848.08	38,592.64	991.26	0.00	991.26
	62711 CRT PREM ASSISTANCE EBD		4,097.35	4,303.39	3,910.78	73.04	0.00	73.04
	62720 CLS HEALTH BENEFITS		16,287.84	13,638.10	12,996.10	1,330.48	0.00	1,330.48
	62721 CLS PREM ASSISTANCE EBD		992.87	1,064.76	896.04	61.28	0.00	61.28
	<b>Salaries &amp; Benefits Totals</b>		<b>2,196,587.90</b>	<b>2,246,087.34</b>	<b>2,235,858.26</b>	<b>96,078.67</b>	<b>0.00</b>	<b>96,078.67</b>
Other Expenditure Totals	63210 INSTRUCTIONAL		3,325.00	0.00	0.00	0.00	0.00	0.00
	63220 SUBTEACH-SUB PAY FOR CERT		35,999.32	43,505.83	35,465.99	3,773.37	0.00	3,773.37
	63221 SUBTEACH-SUB PAY FOR CLSF		31,549.92	20,608.73	41,259.99	1,809.24	0.00	1,809.24
	63445 LEGAL-RESEARCH/OPINIONS		0.00	0.00	0.00	75.00	0.00	75.00
	63450 MEDICAL		2,397.20	14,000.00	230.02	0.00	0.00	0.00
	63900 OTHER PURC PROF/TECH SVS		304,519.70	284,373.44	210,668.31	39,002.95	0.00	39,002.95
	64110 WATER/SEWER		2,819.25	3,284.74	2,888.53	178.08	0.00	178.08
	64200 CLEANING SERVICES		0.00	0.00	0.00	0.00	0.00	0.00
	64210 DISPOSAL/SANATATION		0.00	0.00	10,204.52	1,150.82	0.00	1,150.82
	64230 CUSTODIAL		0.00	0.00	129,722.47	4,584.52	0.00	4,584.52
	64310 BLDG & GROUNDS		0.00	0.00	5,208.00	868.00	0.00	868.00
	64320 EQUIPMENT & VEHICLES		12,953.24	0.00	0.00	0.00	0.00	0.00
	64420 EQUIP & VEHICLE LEASE/REN		6,687.23	6,701.31	6,108.96	870.88	0.00	870.88
	65210 PROPERTY INSURANCE		0.00	32,567.11	70,596.41	0.00	0.00	0.00
	65220 LIABILITY INSURANCE		6,670.00	6,943.50	7,424.00	0.00	0.00	0.00
	65240 FLEET INSURANCE		0.00	3,961.46	8,341.81	0.00	0.00	0.00
	65250 ACCIDENT INS FOR STUDENTS		6,181.00	6,181.00	6,181.00	6,181.00	0.00	6,181.00
	65310 TELEPHONE		25,222.54	23,225.50	24,587.70	6,691.27	0.00	6,691.27
	65320 POSTAGE		2,663.75	954.10	1,932.30	0.00	0.00	0.00
	65400 ADVERTISING		2,231.64	1,144.76	461.00	0.00	0.00	0.00
	65810 TRVL-CERT-IN DISTRICT		3,828.02	6,387.56	4,582.01	346.56	0.00	346.56
	65820 TRVL-CLS IN DISTRICT		0.00	122.86	0.00	0.00	0.00	0.00
	65910 SVS PURCHASED LOCALLY		21,843.17	19,161.39	40,673.67	4,759.37	0.00	4,759.37
	66100 GEN SUPPLIES		78,665.33	100,108.74	105,062.33	24,577.41	0.00	24,577.41
	66210 NAT.GAS		20,862.71	19,572.23	18,375.71	731.46	0.00	731.46
	66220 ELECTRICITY		52,389.61	62,981.96	51,606.18	17,848.45	0.00	17,848.45

66260	GASOLINE/DIESEL	28,558.08	2,507.39	2,995.98	632.19	0.00	632.19
66265	DIESEL FUEL	0.00	24,394.16	14,169.37	0.00	0.00	0.00
66266	DIESEL FUEL ADDITIVES	0.00	0.00	0.00	0.00	0.00	0.00
66410	TEXTBOOKS	6,543.81	8,304.80	2,952.74	0.00	0.00	0.00
68100	DUES AND FEES	2,669.76	6,781.76	3,419.99	2,420.48	0.00	2,420.48
68300	INTEREST	24,592.50	23,422.50	22,162.50	10,451.25	0.00	10,451.25
69100	REDEMPTION OF PRINCIPAL	65,000.00	60,000.00	60,000.00	0.00	0.00	0.00
69330	TO BUILDING FUND	4,499.09	0.00	100,000.00	0.00	0.00	0.00
69380	TO FOOD SERVICE FUND	0.00	0.00	100,000.00	0.00	0.00	0.00
69400	PROGRAM FUNDING RETURN	8,280.26	0.00	0.00	0.00	0.00	0.00
Other Expenditure Totals		760,952.13	781,196.83	1,087,281.49	126,952.30	0.00	126,952.30
Overall Expenditure Totals		2,957,540.03	3,027,284.17	3,323,139.75	223,030.97	0.00	223,030.97

(Excluding transfers to funds 1, 2 and 4 which is 69310-69329 abd 69340-69349)

**Annual Financial Report (AFRB) Legal Balance**  
**(Teacher Salary, Operating and Debt Service Funds)**

LEA: 7009000

COUNTY: UNION

DISTRICT: STRONG-HUTTIG SCHOOL DISTRICT

SCHOOL:

SCHOOL YEAR: 2021 - 2022

PAGE: 1

RPT520 - SIS UNCERTIFIED

CYCLE: 1

RUN: 9/22/2021 12:53:22 PM

	Actual FY 2020 - 2021	Budget FY 2021 - 2022
BEGINNING BALANCE	691,798.13	713,686.67
PLUS Total Operating & Debt Service Funds Revenues*	3,813,368.70	3,563,900.87
PLUS Operating & Debt Service Funds Transfers 'in' from other Funds	0.00	200,000.00
PLUS Operating & Debt Service Funds Other Revenue ( Indirect Cost & Other)	0.00	0.00
LESS Teacher Salary Fund Expenditures	1,568,615.73	1,757,889.66
LESS Operating Fund Expenditures	1,940,265.93	2,136,653.73
LESS Operating Transfers 'Out' (To Funds 3,5,6,7,8)	200,000.00	0.00
LESS Total Debt Service Fund Expenditures	82,598.50	86,353.00
LEGAL BALANCE	\$713,686.67	\$496,691.15
	=====	=====
*Accrued Revenue included in this total	\$0.00	\$0.00

Legal Balance includes restricted categorical balances as shown on the Categorical Fund Report. However, the categorical balances will be deducted from the Legal Balance reports for ADE and Legislature.



# Annual Financial Report (AFRB) Legal Balance

LEA: 7009000

(Teacher Salary, Operating and Debt Service Funds)

PAGE: 1

COUNTY: UNION

SCHOOL YEAR: 2020 - 2021

RPT520 - SIS UNCERTIFIED

DISTRICT: STRONG-HUTTIG SCHOOL DISTRICT

CYCLE: 1

SCHOOL:

RUN: 9/17/2020 9:21:52 AM

	Actual FY 2019 - 2020	Budget FY 2020 - 2021
BEGINNING BALANCE	646,227.13	691,798.13
PLUS Total Operating & Debt Service Funds Revenues*	3,430,909.60	3,318,838.77
PLUS Operating & Debt Service Funds Transfers 'in' from other Funds	106,000.00	279,250.00
PLUS Operating & Debt Service Funds Other Revenue ( Indirect Cost & Other)	0.00	0.00
LESS Teacher Salary Fund Expenditures	1,586,543.73	1,605,552.81
LESS Operating Fund Expenditures	1,820,936.37	1,990,533.12
LESS Operating Transfers 'Out' (To Funds 3,5,6,7,8)	0.00	0.00
LESS Total Debt Service Fund Expenditures	83,858.50	82,613.00
LEGAL BALANCE	\$691,798.13	\$611,187.97
	=====	=====
*Accrued Revenue included in this total	\$0.00	\$0.00

Legal Balance includes restricted categorical balances as shown on the Categorical Fund Report. However, the categorical balances will be deducted from the Legal Balance reports for ADE and Legislature.

Annual Financial Report (AFRB) Legal Balance  
(Teacher Salary, Operating and Debt Service Funds)

LEA: 7009000

COUNTY: UNION

DISTRICT: STRONG-HUTTIG SCHOOL DISTRICT

SCHOOL:

SCHOOL YEAR: 2019 - 2020

PAGE: 1

RPT520 - SIS UNCERTIFIED

CYCLE: 1

RUN: 9/16/2019 10:34:44 AM

	Actual FY 2018 - 2019	Budget FY 2019 - 2020
BEGINNING BALANCE	704,011.69	646,227.13
PLUS Total Operating & Debt Service Funds Revenues*	3,384,036.59	3,342,960.90
PLUS Operating & Debt Service Funds Transfers 'in' from other Funds	0.00	0.00
PLUS Operating & Debt Service Funds Other Revenue ( Indirect Cost & Other)	0.00	0.00
LESS Teacher Salary Fund Expenditures	1,553,344.73	1,594,424.27
LESS Operating Fund Expenditures	1,793,945.83	1,883,707.17
LESS Operating Transfers 'Out' (To Funds 3,5,6,7,8)	4,499.09	0.00
LESS Total Debt Service Fund Expenditures	90,031.50	83,872.50
LEGAL BALANCE	\$646,227.13	\$427,184.09
*Accrued Revenue included in this total	\$45,152.49	\$0.00

Legal Balance includes restricted categorical balances as shown on the Categorical Fund Report. However, the categorical balances will be deducted from the Legal Balance reports for ADE and Legislature.

LEA: 7009000  
COUNTY: UNION  
DISTRICT: STRONG-HUTTIG SCHOOL DISTRICT  
SCHOOL:

Annual Financial Report (AFRB) Level I  
SCHOOL YEAR: 2021 - 2022

PAGE: 1  
RPT510 - SIS CERTIFIED  
CYCLE: 1  
RUN: 9/28/2021 12:12:45 PM

	Actual FY 2020 - 2021	Budget FY 2021 - 2022
	-----	-----
<b>FUND 1 - Teacher Salary</b>		
Beginning Balance	\$0.00	\$0.00
Total Revenues	\$0.00	\$0.00
Total Expenditures	\$1,568,615.73	\$1,757,889.66
Total Transfers	\$1,568,615.73	\$1,757,889.66
	-----	-----
Ending Balance	\$0.00	\$0.00
<b>FUND 2 - Operating</b>		
Beginning Balance	\$691,798.13	\$713,686.67
Total Revenues	\$3,813,368.70	\$3,563,900.87
Total Expenditures	\$1,940,265.93	\$2,136,653.73
Total Transfers	-\$1,851,214.23	-\$1,644,242.66
	-----	-----
Ending Balance	\$713,686.67	\$496,691.15
<b>FUND 3 - Building</b>		
Beginning Balance	\$477,857.93	\$533,096.67
Total Revenues	\$0.00	\$0.00
Total Expenditures	\$44,761.26	\$50,000.00
Total Transfers	\$100,000.00	-\$200,000.00
	-----	-----
Ending Balance	\$533,096.67	\$283,096.67
<b>FUND 4 - Debt Service</b>		
Beginning Balance	\$0.00	\$0.00
Total Revenues	\$0.00	\$0.00
Total Expenditures	\$82,598.50	\$86,353.00
Total Transfers	\$82,598.50	\$86,353.00
	-----	-----
Ending Balance	\$0.00	\$0.00

LEA: 7009000  
COUNTY: UNION  
DISTRICT: STRONG-HUTTIG SCHOOL DISTRICT  
SCHOOL:

Annual Financial Report (AFRB) Level I  
SCHOOL YEAR: 2021 - 2022

PAGE: 2  
RPT510 - SIS CERTIFIED  
CYCLE: 1  
RUN: 9/28/2021 12:12:45 PM

	Actual FY 2020 - 2021	Budget FY 2021 - 2022
	-----	-----
<b>FUND 5 - Capital Outlay</b>		
Beginning Balance	\$0.00	\$0.00
Total Revenues	\$0.00	\$0.00
Total Expenditures	\$0.00	\$0.00
Total Transfers	\$0.00	\$0.00
	-----	-----
Ending Balance	\$0.00	\$0.00
<b>FUND 6 - Federal Grants</b>		
Beginning Balance	\$51,457.90	\$29,283.42
Total Revenues	\$719,836.89	\$1,937,076.67
Total Expenditures	\$742,011.37	\$1,966,360.09
Total Transfers	\$0.00	\$0.00
	-----	-----
Ending Balance	\$29,283.42	\$0.00
<b>FUND 7 - Activity</b>		
Beginning Balance	\$17,059.98	\$35,235.16
Total Revenues	\$42,373.42	\$0.00
Total Expenditures	\$24,198.24	\$0.00
Total Transfers	\$0.00	\$0.00
	-----	-----
Ending Balance	\$35,235.16	\$35,235.16
<b>FUND 8 - Food Service</b>		
Beginning Balance	\$20,478.21	\$72,179.04
Total Revenues	\$189,566.46	\$194,955.22
Total Expenditures	\$237,865.63	\$225,975.98
Total Transfers	\$100,000.00	\$0.00
	-----	-----
Ending Balance	\$72,179.04	\$41,158.28

County :UNION

	Actual FY 19-20	Budget FY 20-21
<b>FUND 1 - Teacher Salary</b>		
Beginning Balance	0.00	0.00
Total Revenues	0.00	0.00
Total Expenditures	1,586,543.73	1,605,552.81
Total Transfers	1,586,543.73	1,605,552.81
Ending Balance	0.00	0.00
<b>FUND 2 - Operating</b>		
Beginning Balance	646,227.13	691,798.13
Total Revenues	3,430,909.60	3,318,838.31
Total Expenditures	1,820,936.37	1,990,533.12
Total Transfers	-1,564,402.23	-1,408,915.81
Ending Balance	691,798.13	611,187.51
<b>FUND 3 - Building</b>		
Beginning Balance	615,389.99	477,857.93
Total Revenues	3,130.68	0.00
Total Expenditures	34,662.74	100,000.00
Total Transfers	-106,000.00	-279,250.00
Ending Balance	477,857.93	98,607.93
<b>FUND 4 - Debt Service</b>		
Beginning Balance	0.00	0.00
Total Revenues	0.00	0.00
Total Expenditures	83,858.50	82,613.00
Total Transfers	83,858.50	82,613.00
Ending Balance	0.00	0.00
<b>FUND 5 - Capital Outlay</b>		
Beginning Balance	0.00	0.00
Total Revenues	0.00	0.00



County : UNION

		Actual FY 19-20	Budget FY 20-21
<b>FUND 5 - Capital Outlay</b>	Total Expenditures	0.00	0.00
	Total Transfers	0.00	0.00
	Ending Balance	0.00	0.00
<b>FUND 6 - Federal Grants</b>			
	Beginning Balance	0.00	51,457.90
	Total Revenues	370,571.42	764,804.26
	Total Expenditures	319,113.52	816,262.16
	Total Transfers	0.00	0.00
	Ending Balance	51,457.90	0.00
<b>FUND 7 - Activity</b>			
	Beginning Balance	13,496.08	17,059.98
	Total Revenues	46,491.21	0.00
	Total Expenditures	42,927.31	0.00
	Total Transfers	0.00	0.00
	Ending Balance	17,059.98	17,059.98
<b>FUND 8 - Food Service</b>			
	Beginning Balance	38,462.84	20,478.21
	Total Revenues	256,394.01	267,500.00
	Total Expenditures	274,378.64	287,824.70
	Total Transfers	0.00	0.00
	Ending Balance	20,478.21	153.51
<b>FUND 9 - Fixed Asset</b>			
	Beginning Balance	0.00	0.00
	Total Revenues	0.00	0.00
	Total Expenditures	0.00	0.00
	Total Transfers	0.00	0.00
	Ending Balance	0.00	0.00

LEA: 7009

County: UNION

District: STRONG-HUTTIG

Preliminary  
State Aid Notice 2021-2022  
July 28, 2021Refer to corresponding Commissioner's  
Memo for additional information.

		DATA	
1.	2020 Real Assessment		
2.	2020 Personal Assessment	\$ 24,690,715	15. Initial Per-Student Revenue
3.	2020 Utility Assessment	\$ 16,095,200	16. Initial Per-Student Foundation Funding Amount
4.	2020 Total Assessment	\$ 5,052,103	17. Initial Per-Student State Foundation Funding Aid
5.	98% of URT X Assessment	\$ 45,838,018	18. PY ALE FTEs (Qtrs. 1-4)
6.	Net Revenues	\$ 1,123,031.44	19. CY English Language Learner Students
7.	2020 Calendar Year Calc. Misc. Funds <sup>1</sup> - R		20. PY ESA Students (NSL Free and Reduced)
8.	2021 Calendar Year Calc. Misc. Funds <sup>1</sup> - R	\$ 35,243	21. Adjusted 1/1/05 Scheduled Debt Payment
9.	2019-20 ADM (Qtrs. 1-3 Avg.)		22. State Wealth Index for Bonded Debt Assistance
10.	2020-21 ADM (Qtrs. 1-3 Avg.)	\$ 292.51	23. PY ADM of Isolated School Area
11.	2020-21 ADM (Qtr. 4) for SGF	\$ 284.30	24. Isolated Funding Amount Per Student 6-20-603
12.	2021-22 ADM (Qtr. 1) for SGF	\$ 291.11	25. District Square Miles
13.	2021-22 ADM (Qtr. 2) for SGF		26. District Total Millage Rate in effect as of 1/1/20
14.	2021-22 ADM (Qtr. 3) for SGF		27. District Total Millage Rate in effect as of 1/1/21

FUNDING	
Funding Category	Amount
28. State Foundation Funding Aid (\$7,182)	\$ 883,568.00
29. 98% of URT X Assessment less Net Revenues <sup>2</sup>	\$
30. Educational Excellence Trust Fund <sup>3</sup> - R	\$ 147,311.00
31. Alternative Learning Environment (\$4,794) - R	\$ 0.00
32. English Language Learners (\$359) - R	\$
33. ESA Funding <sup>4</sup> (\$532/\$1,063/\$1,594) - R	\$ 436,756.00
34. ESA Transitional Funding <sup>4</sup> (Rate Varies) - R	\$ 0.00
35. ESA Funding Withholding <sup>4</sup>	\$
36. ESA Growth Funding <sup>4</sup> - R	\$ 0.00
37. Professional Development (\$36.00) - R	\$ 10,235.00
38. Bonded Debt Assistance (\$18.03) - R	\$
39. Isolated Funding	\$ 0.00
40. Special Needs Isolated Funding <sup>5</sup>	\$
41. Special Needs Small District Funding <sup>5</sup>	\$
42. Special Needs Isolated Transportation <sup>5</sup>	\$
43. Declining Enrollment Funding <sup>5</sup> - R	\$
44. Declining Enrollment Adequacy	\$ 29,482.00
45. Student Growth - PYQtr. 4 + CYQtrs. 1,2 & 3 <sup>5</sup> - R	\$
46. Enhanced Transportation Funding	\$ 41,069.00
47. Teacher Salary Equalization Funding (\$185)	\$ 0.00

ACA-Arkansas code annotated, ADM-average daily membership, ALE-alternative learning environment, Avg.-average, Calc.-calculated, CY-current year, ESA-enhanced student achievement, FTE-full-time equivalent, FY-fiscal year, LEA-local education agency, Misc.-miscellaneous, NSL-national school lunch, PY-prior year, Qtr.-quarter, R-state board rule, SFFA-state foundation funding aid, SGF-student growth funding, SOF-source of fund, URT-uniform rate of tax

1) Miscellaneous funds are defined and calculated as per ACA § 6-20-2303 (12), ACA § 6-20-2308, and ACA § 6-20-2503 (a) (3).

2) Negative funding amounts for 98% of URT X assessment less net revenues indicate funds owed to the state. For those districts receiving SFFA, the negative amount is deducted from SFFA.

3) Educational excellence trust funds are included in foundation funding and are restricted pursuant to ACA § 6-5-307.

4) The combination of ESA (plus), ESA transitional (plus or minus), ESA withholding (minus), and ESA growth funding (plus) equals the total net ESA funding received by a school district.

5) Eligible school districts shall receive the higher of student growth funding or declining enrollment funding. No school district shall receive both declining enrollment funding and student growth funding. The initial state aid notice provides declining enrollment funding that has not been compared to student growth funding.

Funding Category	FUNDING				
	Amount	Statutory Code/Acts	Restricted	Revenue Code	Fund/SOF Code
28. State Foundation Funding Aid (\$7,018)	\$ 937,051	6-20-2303, 6-20-2305, 6-20-2308			
29. 98% of URT X Assessment less Net Revenues <sup>2</sup>	\$ 95,513	6-20-2303, 6-20-2305	No	31101	2001
30. Educational Excellence Trust Fund <sup>3</sup> - R	\$ 147,346	6-5-301 et seq.	No	31103	2001
31. Alternative Learning Environment (\$4,700) - R	\$ 0	6-20-2303, 6-20-2305	Yes		
32. English Language Learners (\$352) - R	\$ 1,056	6-20-2303, 6-20-2305	Yes	32370	2275
33. ESA Funding <sup>4</sup> (\$526/\$1,051/\$1,576) - R	\$ 425,520	6-20-2303, 6-20-2305	Yes	32371	2276
34. ESA Transitional Funding <sup>4</sup> (Rate Varies) - R	\$ 0	6-20-2303, 6-20-2305	Yes	32381	2281
35. ESA Funding Withholding <sup>4</sup>	\$ 0	6-20-2305	Yes	32381	2281
36. ESA Growth Funding <sup>4</sup> - R	\$ 0	6-20-2305			
37. Professional Development (\$36.00) - R	\$ 10,530	6-20-2303, 6-20-2305	Yes	32381	2281
38. Bonded Debt Assistance (\$18.03) - R	\$ 0	6-20-2303, 6-20-2305	Yes	32256	2223
39. Isolated Funding	\$ 0	6-20-2503	Yes	32915	2001
40. Special Needs Isolated Funding <sup>5</sup>	\$ 0	6-20-601, 6-20-603	Yes	31500	2212
41. Special Needs Small District Funding <sup>5</sup>	\$ 0	6-20-604 (c), (d) & (e)	Yes	31500	2212
42. Special Needs Isolated Transportation <sup>5</sup>	\$ 102,642	6-20-604 (f)	Yes	31500	2212
43. Declining Enrollment Funding <sup>5</sup> - R	\$ 0	6-20-604 (h)	No	32249	2920
44. Declining Enrollment Adequacy	\$ 0	6-20-2305	Yes	32248	2228
45. Student Growth - PYQtr 4 + CYQtrs 1,2 & 3 <sup>5</sup> - R	\$ 22,493	6-20-2305	No	31460	2218
46. Enhanced Transportation Funding	\$ 101,177	6-20-2303 & 2305	No	31450	2217
ACA-Arkansas code annotated, ADM-average daily membership, ALE-alternative learning environment, Avg.-average, Calc.-calculated, CY-current year, ESA-enhanced student achievement, FTE-full-time equivalent, FY-fiscal year, LEA-local education agency, Misc.-miscellaneous, NSL-national school lunch, PY-prior year, Qtr-quarter, R-state board rule, SFFA-state foundation funding aid, SGF-student growth funding, SOF-source of fund, URT-uniform rate of tax		6-20-2309	No	31400	2222

receive both declining enrollment funding and student growth funding or special needs (isolated/small district/transportation) funding or declining enrollment funding that has not been compared to student growth funding and/or special needs (isolated/small district/transportation) funding. The initial state aid notice provides declining enrollment funding that has not been compared to student growth funding and/or special needs (isolated/small district/transportation) funding.

LEA: 7009

County: UNION

District: STRONG-HUTTIG

Final  
State Aid Notice 2019-20  
July 13, 2020Refer to corresponding Commissioner's  
Memo for additional information.

## DATA

1. 2018 Real Assessment	\$ 23,252,914	15. Initial Per-Student Revenue	\$ 3,837.70
2. 2018 Personal Assessment	15,108,166	16. Initial Per-Student Foundation Funding Amount	\$ 6,899.00
3. 2018 Utility Assessment	4,552,792	17. Initial Per-Student State Foundation Funding Aid	\$ 3,061.30
4. 2018 Total Assessment	42,913,872	18. PY ALE FTEs (Qtrs. 1-4)	0.000000
5. 98% of URT X Assessment	1,051,389.86	19. CY English Language Learner Students	4
6. Net Revenues	1,046,274.04	20. PY ESA Students (NSL Free and Reduced)	269
7. 2018 Calendar Year Calc. Misc. Funds <sup>1</sup> - R	38,708	21. Adjusted 1/1/05 Scheduled Debt Payment	\$ 108,720.00
8. 2019 Calendar Year Calc. Misc. Funds <sup>1</sup> - R	41,560	22. State Wealth Index for Bonded Debt Assistance	0.00000
9. 2017-18 ADM (Qtrs. 1-3 Avg.)	290.27	23. PY ADM of Isolated School Area	0.00
10. 2018-19 ADM (Qtrs. 1-3 Avg.)	284.05	24. Isolated Funding Amount Per Student 6-20-603	\$ 668
11. 2018-19 ADM (Qtr. 4) for SGF	289.49	25. District Square Miles	303.29
12. 2019-20 ADM (Qtr. 1) for SGF	284.94	26. District Total Millage Rate in effect as of 1/1/18	39.00
13. 2019-20 ADM (Qtr. 2) for SGF	295.44	27. District Total Millage Rate in effect as of 1/1/19	39.00
14. 2019-20 ADM (Qtr. 3) for SGF	297.63		

## FUNDING

Funding Category	Amount	Statutory Code/Acts of 2019	Restricted	Revenue Code	Fund/SOF Code
28. State Foundation Funding Aid (\$6,899)	866,711	6-20-2303, 6-20-2305, 6-20-2308, Act 667	No	31101	2001
29. 98% of URT X Assessment less Net Revenues <sup>2</sup>	5,116	6-20-2303, 6-20-2305	No	31103	2001
30. Educational Excellence Trust Fund <sup>3</sup> - R	141,107	6-5-301 et seq., Act 170	Yes		
31. Alternative Learning Environment (\$4,700) - R	0	6-20-2303, 6-20-2305, Act 667	Yes	32370	2275
32. English Language Learners (\$345) - R	1,380	6-20-2303, 6-20-2305, Act 667	Yes	32371	2276
33. ESA Funding <sup>4</sup> (\$526/\$1,051/\$1,576) - R	423,944	6-20-2303, 6-20-2305, Act 1083	Yes	32381	2281
34. ESA Transitional Funding <sup>4</sup> (Rate Varies) - R	0	6-20-2305, Act 1083	Yes	32381	2281
35. ESA Funding Withholding <sup>4</sup>	0	6-20-2305, Act 1083			
36. ESA Growth Funding <sup>4</sup> - R	0	6-20-2305, Act 1083	Yes	32381	2281
37. Professional Development (\$27.40) - R	7,783	6-20-2303, 6-20-2305, Act 667	Yes	32256	2223
38. Bonded Debt Assistance (\$18.03) - R	0	6-20-2303, 6-20-2305, Act 667	Yes	32915	2001
39. Isolated Funding	0	6-20-2503	Yes	31500	2212
40. Special Needs Isolated Funding <sup>5</sup>	0	6-20-601, 6-20-603	Yes	31500	2212
41. Special Needs Small District Funding <sup>5</sup>	0	6-20-604 (c), (d) & (e)	Yes	31500	2212
42. Special Needs Isolated Transportation <sup>5</sup>	97,983	6-20-604 (f)	No	32249	2920
43. Declining Enrollment Funding <sup>5</sup> - R	0	6-20-604 (h)	Yes	32248	2228
44. Declining Enrollment Adequacy	0	6-20-2305	No	31460	2218
45. Student Growth-PYQtr. 4 + CYQtrs. 1, 2, & 3 <sup>5</sup> - R	0	6-20-2305	No	31460	2218
46. Enhanced Transportation Funding	44,602	6-20-2303 & 2305	No	31450	2217
	101,177	6-20-2309, Act 667	No	31400	2222

ACA-Arkansas code annotated, ADM-average daily membership, ALE-alternative learning environment, Avg.-average, Calc.-calculated, CY-current year, ESA-enhanced student achievement funding, FTE-full-time equivalent, FY-fiscal year, LEA-local education agency, Misc.-miscellaneous, NSL-national school lunch, PY-prior year, Qtr.-quarter, R-state board rule, SGF-student growth funding, SOF-source of fund, URT-uniform rate of tax

1) Miscellaneous funds are defined and calculated as per ACA § 6-20-2303 (12), ACA § 6-20-2308, and ACA § 6-20-2503 (a) (3).  
2) Negative amounts for 98% of URT X assessment less net revenues indicate funds owed to the state. For those districts receiving SFFA, the negative amount is deducted from SFFA.  
3) Educational excellence trust funds are included in foundation funding and are restricted pursuant to ACA § 6-5-307, as amended by Act 170 of 2019. Rules effective January 1, 2020, in part, provide an exemption to the requirement to increase salaries as a result of a school district's trust fund allocation for the 2019-20 school year.

4) The combination of ESA (plus), ESA transitional (plus or minus), ESA withholding (minus), and ESA growth funding (plus) equals the total net ESA funding received by a school district.

5) Eligible school districts shall receive the higher of student growth funding plus special needs (isolated/small district/transportation) funding or declining enrollment funding. No school district shall receive both declining enrollment funding and student growth funding or special needs (isolated/small district/transportation) funding. The initial FY20 state aid notice provides declining enrollment funding that has not been compared to student growth funding and/or special needs (isolated/small district/transportation) funding. Final funding amounts are provided on the final FY20 state aid notice in July 2020 following the FY20 cycle 7 submission of ADM.

# Strong-Huttig School District ENROLLMENT REPORT Enrollment Date: Sep 28, 2021

Enrollment Count		Black			Hispanic			Native American			Two or More			White			Grade Totals
		Females	Males	Race Totals	Females	Males	Race Totals	Females	Males	Race Totals	Females	Males	Race Totals	Females	Males	Race Totals	
Gardner-Strong Elementary	01	8	15	23										9	4	13	36
	02	9	11	20							1		1	1	2	3	24
	03	10	7	17		1	1							1	2	3	21
	04	13	10	23		1	1								2	2	26
	05	5	8	13										1	1	2	15
	06	8	10	18										2	1	3	21
	KF	6	9	15							1		1	1	4	5	21
	Building Totals	59	70	129							1		1	15	16	31	164
	07	10	7	17		1	1		1	1							19
	08	6	11	17											1	1	18
Strong High School	09	9	9	18		1	1							3	6	9	28
	10	8	14	22										2	2	4	26
	11	5	8	13										3	3	6	19
	12	10	11	21		1	1							3	1	4	26
	Building Totals	48	60	108										11	13	24	136
Total		107	130	237	1	4	5	1	1	1	1	1	2	26	29	55	300



# ENROLLMENT BY DISTRICT ON OCT. 1

LEA: 7009000

COUNTY: UNION

DISTRICT: STRONG-HUTTIG SCHOOL DISTRICT

SCHOOL YEAR: 2020 - 2021

PAGE: 1  
RPT304 - SIS UNCERTIFIED  
CYCLE: 2  
RUN: 10/5/2020 1:40:21 PM

		GRADE TOTAL	WHITE		BLACK		HISPANIC		ASIAN		NATIVE AM/ ALASKAN NTV		HAWAIIAN/PAC ISLANDER		TWO OR MORE	
			M	F	M	F	M	F	M	F	M	F	M	F	M	F
K	ENROLL	36	5	7	14	10	0	0	0	0	0	0	0	0	0	0
01	ENROLL	24	2	1	10	10	0	0	0	0	0	0	0	0	1	0
02	ENROLL	22	3	2	7	9	1	0	0	0	0	0	0	0	0	0
03	ENROLL	24	3	0	10	10	1	0	0	0	0	0	0	0	0	0
04	ENROLL	15	2	1	8	4	0	0	0	0	0	0	0	0	0	0
05	ENROLL	21	1	3	9	8	0	0	0	0	0	0	0	0	0	0
06	ENROLL	21	0	0	8	11	0	1	0	0	1	0	0	0	0	0
07	ENROLL	19	1	1	10	7	0	0	0	0	0	0	0	0	0	0
08	ENROLL	31	7	3	11	8	1	1	0	0	0	0	0	0	0	0
09	ENROLL	22	1	2	10	8	1	0	0	0	0	0	0	0	0	0
10	ENROLL	18	2	5	8	3	0	0	0	0	0	0	0	0	0	0
11	ENROLL	27	2	3	11	10	1	0	0	0	0	0	0	0	0	0
12	ENROLL	14	1	3	5	5	0	0	0	0	0	0	0	0	0	0
13	ENROLL	0	0	0	0	0	0	0	0	0	0	0	0	0	0	0
EE	ENROLL	0	0	0	0	0	0	0	0	0	0	0	0	0	0	0
SM	ENROLL	0	0	0	0	0	0	0	0	0	0	0	0	0	0	0
SS	ENROLL	0	0	0	0	0	0	0	0	0	0	0	0	0	0	0
TOT	ENROLL	294	30	31	121	103	5	2	0	0	1	0	0	0	1	0

# ENROLLMENT BY DISTRICT ON OCT. 1

LEA: 7009000

COUNTY: UNION

DISTRICT: STRONG-HUTTIG SCHOOL DISTRICT

SCHOOL YEAR: 2019 - 2020

PAGE: 1

RPT304 - SIS UNCERTIFIED

CYCLE: 2

RUN: 10/7/2019 10:18:56 AM

		GRADE TOTAL	WHITE		BLACK		HISPANIC		ASIAN		NATIVE AM/ ALASKAN NTV		HAWAIIAN/PAC ISLANDER		TWO OR MORE	
			M	F	M	F	M	F	M	F	M	F	M	F	M	F
K	ENROLL	20	1	0	10	7	0	0	0	0	0	0	0	0	2	0
01	ENROLL	23	2	3	7	10	1	0	0	0	0	0	0	0	0	0
02	ENROLL	24	3	0	9	11	1	0	0	0	0	0	0	0	0	0
03	ENROLL	18	2	3	9	4	0	0	0	0	0	0	0	0	0	0
04	ENROLL	24	2	3	9	10	0	0	0	0	0	0	0	0	0	0
05	ENROLL	25	2	1	8	12	0	1	0	0	1	0	0	0	0	0
06	ENROLL	21	2	1	11	7	0	0	0	0	0	0	0	0	0	0
07	ENROLL	29	7	3	10	7	1	1	0	0	0	0	0	0	0	0
08	ENROLL	22	2	2	9	8	1	0	0	0	0	0	0	0	0	0
09	ENROLL	19	3	4	7	5	0	0	0	0	0	0	0	0	0	0
10	ENROLL	26	2	3	10	10	1	0	0	0	0	0	0	0	0	0
11	ENROLL	16	1	4	6	5	0	0	0	0	0	0	0	0	0	0
12	ENROLL	22	6	1	6	7	1	1	0	0	0	0	0	0	0	0
13	ENROLL	0	0	0	0	0	0	0	0	0	0	0	0	0	0	0
EE	ENROLL	0	0	0	0	0	0	0	0	0	0	0	0	0	0	0
SM	ENROLL	0	0	0	0	0	0	0	0	0	0	0	0	0	0	0
SS	ENROLL	0	0	0	0	0	0	0	0	0	0	0	0	0	0	0
TOT	ENROLL	289	35	28	111	103	6	3	0	0	1	0	0	0	2	0

PROPOSED BUDGET OF  
EXPENDITURES WITH TAX LEVY  
FOR FISCAL YEAR BEGINNING  
JULY 1, 2022 TO AND  
INCLUDING JUNE 30, 2023

The Board of Directors of Strong-Huttig School District No. 83 of Union County, Arkansas, in compliance with the requirements of No. 40 and No. 74 to the Constitution of the State of Arkansas and of Ark. code Ann § 6-13-622 has prepared, approved and hereby makes public the proposed budget of expenditures, together with the tax rate, as follows:

1. Salary Fund Expenditures  
\$3,381,000

2. Instructional Expense  
\$1,527,000

3. Maintenance & Operation  
Expense \$741,000

4. Dedicated M & O Expense  
\$0

5. Pupil Transportation Expense  
\$431,000

6. Other Operating Expense  
\$402,000

7. Non-Bonded Debt Payment  
\$0

8. Bonded Debt Payment  
\$84,538

To provide for the foregoing proposed budget of expenditures, the Board of Directors proposes a total school tax rate (state and local) of 39.0 mills on the dollar of the assessed value of taxable property located in this School District. The proposed tax includes the uniform rate of tax (the "Statewide Uniform Rate") to be collected on all taxable property in the State and remitted to the State Treasurer pursuant to Amended No. 74 to the Arkansas Constitution to be used solely for maintenance and operation of schools in the State. As provided in Amendment No. 74, the Statewide Uniform Rate replaces a portion of the existing rate of tax levied by this School

District and available for maintenance and operation of schools in this District. The total proposed school tax levy of 39.0 mills includes 25.7 mills specifically voted for general maintenance and operation and 13.3 mills voted for debt service previously voted as a continuing levy pledged for the retirement of existing bonded indebtedness. The surplus revenues produced each year by debt service millage may be used by the District for other school purposes.

The total proposed school tax levy of 39.0 mills represents the same rate presently being levied.

GIVEN this 8th day of February, 2021

BOARD OF DIRECTORS OF  
STRONG-HUTTIG SCHOOL  
DISTRICT NO. 83 OF UNION  
COUNTY, ARKANSAS

/s/ Cindy C. Smith  
President of Board

/s/ Carle McHenry  
Secretary of Board

## News-Times Publishing Company

El Dorado, Arkansas

### Affidavit For Proof of Publication

NO. 19536


State of Arkansas


County of Union

I, Martha Benton, do swear that I am the Legals Clerk of the El Dorado News-Times, a daily newspaper printed and published in Union County, State of Arkansas, having a bona fide circulation in said county, and authorized by law to publish. STRONG-HUTTIG SCHOOL DISTRICT PROPOSED BUDGET was published in said newspaper ONE time with the insertion being on the 7TH day of MARCH, 2021.

  
LEGALS CLERK

Subscribed and sworn to before me this 29TH  
day of MARCH, 2021.

  
Notary Public



PROPOSED BUDGET OF EXPENDITURES  
WITH TAX LEVY FOR FISCAL YEAR  
BEGINNING JULY 1, 2022 TO AND INCLUDING JUNE 30, 2023

The Board of Directors of Strong-Huttig School District No. 83 of Union County, Arkansas, in compliance with the requirements of Amendments No. 40 and No. 74 to the Constitution of the State of Arkansas and of Ark. Code Ann. § 6-13-622 has prepared, approved and hereby makes public the proposed budget of expenditures, together with the tax rate, as follows:

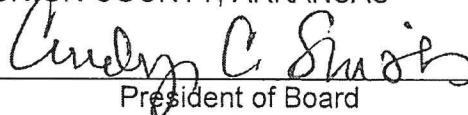
1. Salary Fund Expenditures	\$	3,381,000
2. Instructional Expense	\$	1,527,000
3. Maintenance & Operation Expense	\$	741,000
4. Dedicated M & O Expense	\$	0
5. Pupil Transportation Expense	\$	431,000
6. Other Operating Expense	\$	402,000
7. Non-Bonded Debt Payment	\$	0
8. Bonded Debt Payment	\$	84,538


To provide for the foregoing proposed budget of expenditures, the Board of Directors proposes a total school tax rate (state and local) of 39.0 mills on the dollar of the assessed value of taxable property located in this School District. The proposed tax includes the uniform rate of tax (the "Statewide Uniform Rate") to be collected on all taxable property in the State and remitted to the State Treasurer pursuant to Amendment No. 74 to the Arkansas Constitution to be used solely for maintenance and operation of schools in the State. As provided in Amendment No. 74, the Statewide Uniform Rate replaces a portion of the existing rate of tax levied by this School District and available for maintenance and operation of schools in this District. The total proposed school tax levy of 39.0 mills includes 25.7 mills specifically voted for general maintenance and operation and 13.3 mills voted for debt service previously voted as a continuing levy pledged for the retirement of existing bonded indebtedness. The surplus revenues produced each year by debt service millage may be used by the District for other school purposes.

The total proposed school tax levy of 39.0 mills represents the same rate presently being levied.

GIVEN this 8<sup>th</sup> day of FEBRUARY 2021.

BOARD OF DIRECTORS OF STRONG-  
HUTTIG SCHOOL DISTRICT NO. 83 OF  
UNION COUNTY, ARKANSAS

  
\_\_\_\_\_  
President of Board

  
\_\_\_\_\_  
Secretary of Board

**INSTRUCTIONS:** After its adoption, publish budget one time in a newspaper published in or has a bona fide circulation in the county or counties in which the school district is administered, not later than sixty days prior to the election date.

# News-Times Publishing Company

El Dorado, Arkansas

## Affidavit For Proof of Publication


NO. 19177


State of Arkansas  
County of Union

I, Melanie Brown, do swear that I am Advertising Coordinator of the El Dorado News- Times, a daily newspaper printed and published in Union County, State of Arkansas, having a bona fide circulation in said county, and authorized by law to publish. STRONG-HUTTIG SCHOOL DISTRICT PROPOSED BUDGET 2021-2022 was published in said newspaper ONE time with the insertion being on the 21ST day of DECEMBER, 2019.

  
Advertising Coordinator

Subscribed and sworn to before me this 27TH  
day of DECEMBER, 2019.

  
Notary Public



### PROPOSED BUDGET OF EXPENDITURES WITH TAX LEVY FOR FISCAL YEAR BEGINNING JULY 1, 2021 TO AND INCLUDING JUNE 30, 2022

The Board of Directors of Strong-Huttig School District No. 83 of Union County, Arkansas, in compliance with the requirements of Amendments No. 40 and No. 74 to the Constitution of the State of Arkansas and of Ark. Code Ann. § 6-13-622 has prepared, approved and hereby makes public the proposed budget of expenditures, together with the tax rate, as follows:

1. Salary Fund Expenditures	\$ 3,381,000
2. Instructional Expense	\$ 1,527,000
3. Maintenance & Operation Expense	\$ 741,000
4. Dedicated M & O Expense	\$ 0
5. Pupil Transportation Expense	\$ 431,000
3. Other Operating Expense	\$ 402,000
7. Non-Bonded Debt Payment	\$ 0
3. Bonded Debt Payment	\$ 85,903

I provide for the foregoing proposed budget of expenditures, the Board of Directors proposes a total school tax rate (state and local) of 39.0 mills on the dollar of the assessed value of taxable property located in this School District. The proposed tax includes the uniform rate of tax (the "Statewide Uniform Rate") to be collected on all taxable property in the State and remitted to the State Treasurer pursuant to Amendment No. 74 to the Arkansas Constitution to be used solely for maintenance and operation of schools in the State. As provided in Amendment No. 74, the Statewide Uniform Rate replaces a portion of the existing rate of tax levied by this School District and available for maintenance and operation of schools in this District. The total proposed school tax levy of 39.0 mills includes 25.7 mills specifically voted for general maintenance and operation and 13.3 mills voted for debt service previously voted as a continuing levy pledged for the retirement of existing bonded indebtedness. The plus revenues produced each year by debt service millage may be used by the District for other school purposes.

The total proposed school tax levy of 39.0 mills represents the same as presently being levied.

WITNESS my hand and seal this 9th day of December, 2019.

BOARD OF DIRECTORS OF STRONG-  
HUTTIG SCHOOL DISTRICT NO. 83 OF  
UNION COUNTY, ARKANSAS

/s/ Cindy Smith  
President of Board

/s/ Carrie McHenry  
Secretary of Board



PROPOSED BUDGET OF EXPENDITURES  
WITH TAX LEVY FOR FISCAL YEAR  
BEGINNING JULY 1, 2021 TO AND INCLUDING JUNE 30, 2022

The Board of Directors of Strong-Huttig School District No. 83 of Union County, Arkansas, in compliance with the requirements of Amendments No. 40 and No. 74 to the Constitution of the State of Arkansas and of Ark. Code Ann. § 6-13-622 has prepared, approved and hereby makes public the proposed budget of expenditures, together with the tax rate, as follows:

1. Salary Fund Expenditures	\$	3,381,000
2. Instructional Expense	\$	1,527,000
3. Maintenance & Operation Expense	\$	741,000
4. Dedicated M & O Expense	\$	0
5. Pupil Transportation Expense	\$	431,000
6. Other Operating Expense	\$	402,000
7. Non-Bonded Debt Payment	\$	0
8. Bonded Debt Payment	\$	85,903

To provide for the foregoing proposed budget of expenditures, the Board of Directors proposes a total school tax rate (state and local) of 39.0 mills on the dollar of the assessed value of taxable property located in this School District. The proposed tax includes the uniform rate of tax (the "Statewide Uniform Rate") to be collected on all taxable property in the State and remitted to the State Treasurer pursuant to Amendment No. 74 to the Arkansas Constitution to be used solely for maintenance and operation of schools in the State. As provided in Amendment No. 74, the Statewide Uniform Rate replaces a portion of the existing rate of tax levied by this School District and available for maintenance and operation of schools in this District. The total proposed school tax levy of 39.0 mills includes 25.7 mills specifically voted for general maintenance and operation and 13.3 mills voted for debt service previously voted as a continuing levy pledged for the retirement of existing bonded indebtedness. The surplus revenues produced each year by debt service millage may be used by the District for other school purposes.


The total proposed school tax levy of 39.0 mills represents the same rate presently being levied.

GIVEN this 9<sup>th</sup> day of December, 2019.

BOARD OF DIRECTORS OF STRONG-  
HUTTIG SCHOOL DISTRICT NO. 83 OF  
UNION COUNTY, ARKANSAS



\_\_\_\_\_  
President of Board



\_\_\_\_\_  
Secretary of Board

INSTRUCTIONS: After its adoption, publish budget one time in a newspaper published in or has a bona fide circulation in the county or counties in which the school district is administered, not later than sixty days prior to the election date.

**News-Times Publishing Company**  
El Dorado, Arkansas

**Affidavit For Proof of Publication**

NO. 18826

State of Arkansas  
County of Union

I, Melanie Brown, do swear that I am Advertising Coordinator of the El Dorado News- Times, a daily newspaper printed and published in Union County, State of Arkansas, having a bona fide circulation in said county, and authorized by law to publish. STRONG-HUTTIG SCHOOLS PROPOSED BUDGET 2020-2021 was published in said newspaper ONE time with the insertion being on the 25th day of FEBRUARY, 2019.

PROPOSED BUDGET OF EXPENDITURES  
WITH TAX LEVY FOR FISCAL YEAR  
BEGINNING JULY 1, 2020 TO AND  
INCLUDING JUNE 30, 2021

The Board of Directors of Strong-Huttig School District No. 83 of Union County, Arkansas, in compliance with the requirements of Amendments No. 40 and No. 74 to the Constitution of the State of Arkansas and of Ark. Code Ann. § 6-13-622 has prepared, approved and hereby makes public the proposed budget of expenditures, together with the tax rate, as follows:

1. Salary Fund Expenditures	\$ 3,381,000
2. Instructional Expense	\$ 1,527,000
3. Maintenance & Operation Expense	\$ 741,000
4. Dedicated M & O Expense	\$ 0
5. Pupil Transportation Expense	\$ 431,000
6. Other Operating Expense	\$ 402,000
7. Non-Bonded Debt Payment	\$ 0
8. Bonded Debt Payment	\$ 82,163

To provide for the foregoing proposed budget of expenditures, the Board of Directors proposes a total school tax rate (state and local) of 39.0 mills on the dollar of the assessed value of taxable property located property located in the School District. The proposed tax includes the uniform rate of tax (the "Statewide Uniform Rate") to be collected on all taxable property in the State and remitted to the State Treasurer pursuant to Amendment No. 74 to the Arkansas Constitution to be used solely for maintenance and operation of schools in the State. As provided in Amendment No. 74, the Statewide Uniform Rate replaces a portion of the existing rate of tax levied by this School District and available for maintenance and operation of schools in this District. The total proposed school tax levy of 39.0 mills includes 25.7 mills specifically voted for general maintenance and operation and 13.3 mills voted for debt service previously voted as a continuing levy pledged for the retirement of existing bonded indebtedness. The surplus revenues produced each year by debt service millage may be used by the District for other school purposes.


The total proposed school tax levy of 39.0 mills represents the same rate presently being levied.

GIVEN this 11th day of February, 2019.


BOARD OF DIRECTORS OF STRONG-HUTTIG  
SCHOOL DISTRICT NO. 83 OF  
UNION COUNTY, ARKANSAS


/s/ Cindy C. Smith  
President of Board

/s/ Carrie McHenry  
Secretary of Board

  
Advertising Coordinator

Subscribed and sworn to before me this 6th  
day of MARCH, 2019.

  
Notary Public



PROPOSED BUDGET OF EXPENDITURES  
WITH TAX LEVY FOR FISCAL YEAR  
BEGINNING JULY 1, 2020 TO AND INCLUDING JUNE 30, 2021

The Board of Directors of Strong-Huttig School District No. 83 of Union County, Arkansas, in compliance with the requirements of Amendments No. 40 and No. 74 to the Constitution of the State of Arkansas and of Ark. Code Ann. § 6-13-622 has prepared, approved and hereby makes public the proposed budget of expenditures, together with the tax rate, as follows:

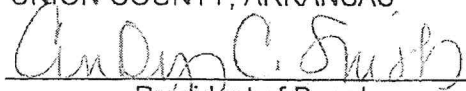
1. Salary Fund Expenditures	\$	3,381,000
2. Instructional Expense	\$	1,527,000
3. Maintenance & Operation Expense	\$	741,000
4. Dedicated M & O Expense	\$	0
5. Pupil Transportation Expense	\$	431,000
6. Other Operating Expense	\$	402,000
7. Non-Bonded Debt Payment	\$	0
8. Bonded Debt Payment	\$	82,163

To provide for the foregoing proposed budget of expenditures, the Board of Directors proposes a total school tax rate (state and local) of 39.0 mills on the dollar of the assessed value of taxable property located in this School District. The proposed tax includes the uniform rate of tax (the "Statewide Uniform Rate") to be collected on all taxable property in the State and remitted to the State Treasurer pursuant to Amendment No. 74 to the Arkansas Constitution to be used solely for maintenance and operation of schools in the State. As provided in Amendment No. 74, the Statewide Uniform Rate replaces a portion of the existing rate of tax levied by this School District and available for maintenance and operation of schools in this District. The total proposed school tax levy of 39.0 mills includes 25.7 mills specifically voted for general maintenance and operation and 13.3 mills voted for debt service previously voted as a continuing levy pledged for the retirement of existing bonded indebtedness. The surplus revenues produced each year by debt service millage may be used by the District for other school purposes.

The total proposed school tax levy of 39.0 mills represents the same rate presently being levied.

GIVEN this 11<sup>th</sup> day of February 2019.

BOARD OF DIRECTORS OF STRONG-  
HUTTIG SCHOOL DISTRICT NO. 83 OF  
UNION COUNTY, ARKANSAS

  
\_\_\_\_\_  
President of Board

  
\_\_\_\_\_  
Secretary of Board

---

INSTRUCTIONS: After its adoption, publish budget one time in a newspaper published in Union County, not later than sixty days prior to the election date.

LEA: 7009000

## ANNUAL STATISTICAL REPORT

PAGE: 1

COUNTY: UNION

SCHOOL YEAR: 2021 - 2022

RPT580 - SIS UNCERTIFIED

DISTRICT: STRONG-HUTTIG SCHOOL DISTRICT

CYCLE: 1

SCHOOL:

RUN: 9/22/2021 12:52:07 PM

		Actual FY 2020 - 2021	Budget FY 2021 - 2022
01	Area In Square Miles	303	303
02	ADA	0	0
03	ADA Pct Change Over 5 Yrs.	0.00%	0.00%
04	4 QTR ADM	0	0
05	Prior Year 3 QTR ADM	0	0
06	Assessment	0	0
07	M&O Mills	0.000	0.000
08	URT Mills	25.000	25.000
09	M&O Mills In Excess Of URT	0.000	0.000
10	Dedicated M&O Mills	0.000	0.000
11	Debt Service Mills	0.000	0.000
12	Totals Mills	0.000	0.000
13	Total Debt Bond/Non Bond	\$0.00	\$0.00
14	Property Tax Receipts (Incl URT)	\$1,844,156.47	\$1,843,000.00
15	Other Local Receipts	\$113,049.81	\$69,500.00
16	Revenue From Interm Srcs	\$11,782.86	\$12,000.00
17a	Foundation Funding (Excl URT)	\$937,051.00	\$883,568.00
17b	Enhanced Educational Funding	\$0.00	\$0.00
17c	98% Tax Collection Rate Guarantee	\$95,513.00	\$0.00
18	Student Growth Funding	\$22,493.00	\$0.00
19	Declining Enrollment Funding	\$0.00	\$29,482.00
20	Consolidation Incentive/Assistance	\$0.00	\$0.00
21	Isolated Funding	\$0.00	\$0.00
22	Supplemental Millage Incent. Funds	\$0.00	\$0.00
23	Other Unrestricted State Funding	\$101,177.00	\$41,069.00
24	Total Unrst Rev State & Local Srcs	\$3,125,223.14	\$2,878,619.00
25	Adult Education	\$0.00	\$0.00
26	Professional Development	\$10,530.00	\$10,235.00
27	Other Regular Education	\$204,583.43	\$159,343.38
28	Gifted And Talented	\$0.00	\$0.00
29	Alt. Learning Environment (ALE)	\$0.00	\$0.00
30	English Language Learner (ELL)	\$1,056.00	\$0.00
31	Enhanced Student Achievement (ESA)	\$466,945.13	\$476,756.00
32	Other Special Education	\$33,137.32	\$39,947.49
33	Workforce Education	\$15,437.50	\$0.00
34	School Food Service	\$1,419.56	\$1,400.00
35	Educational Service Cooperatives	\$0.00	\$0.00
36	Early Childhood Programs	\$0.00	\$0.00
37	Magnet School Programs	\$0.00	\$0.00
38	Other Non-Instructional Program Aid	\$0.00	\$0.00
39	Tot Restricted Rev From State Srcs	\$733,108.94	\$687,681.87
40	Tot Restricted Rev From Fed Srcs	\$906,813.39	\$2,129,631.89

LEA: 7009000

## ANNUAL STATISTICAL REPORT

PAGE: 2

COUNTY: UNION

SCHOOL YEAR: 2021 - 2022

RPT580 - SIS UNCERTIFIED

DISTRICT: STRONG-HUTTIG SCHOOL DISTRICT

CYCLE: 1

SCHOOL:

RUN: 9/22/2021 12:52:07 PM

		Actual FY 2020 - 2021	Budget FY 2021 - 2022
41	Financing Sources	\$0.00	\$0.00
42	Balances Consol/Annexed District	\$0.00	\$0.00
43	Indirect Cost Reimbursement	\$0.00	\$0.00
44	Gains & Losses - Sale Fixed Assets	\$0.00	\$0.00
45	Compensation - Loss Of Fixed Assets	\$0.00	\$0.00
46	Other	\$0.00	\$0.00
47	Total Other Sources Of Revenue	\$0.00	\$0.00
48	Total Revenue All Sources	\$4,765,145.47	\$5,695,932.76
49	Regular Instruction	\$1,871,808.67	\$2,827,879.99
50	Special Education	\$198,276.69	\$348,970.20
51	Workforce Education	\$0.00	\$0.00
52	Adult Education	\$0.00	\$0.00
53	Compensatory Education	\$425,632.48	\$652,607.57
54	Other	\$20,866.51	\$25,527.00
55	Total Instruction	\$2,516,584.35	\$3,854,984.76
56	General Administration	\$151,127.71	\$153,098.76
57	Central Services	\$144,492.54	\$149,992.56
58	Maintenance & Operations Of Plant	\$560,312.09	\$488,788.14
59	Student Transportation	\$228,073.91	\$293,479.24
60	Othr District Level Support Service	\$11,757.61	\$12,000.00
61	Tot District Level Support Services	\$1,095,763.86	\$1,097,358.70
62	Student Support Services	\$280,418.62	\$295,929.33
63	Instructional Staff Support Service	\$310,537.07	\$560,743.33
64	School Administration	\$90,786.09	\$99,887.36
65	Total School Level Support Services	\$681,741.78	\$956,560.02
66	Food Service Operations	\$263,628.17	\$225,975.98
67	Other Enterprise Operations	\$0.00	\$0.00
68	Community Operations	\$0.00	\$2,000.00
69	Other Non-Instructional Services	\$0.00	\$0.00
70	Total Non-Instructional Services	\$263,628.17	\$227,975.98
71	Facilities Acquisition And Const.	\$0.00	\$0.00
72	Debt Service	\$82,598.50	\$86,353.00
75	Other Non-Programmed Costs	\$0.00	\$0.00
76	Total Expenditures	\$4,640,316.66	\$6,223,232.46
77	Less: Capital Expenditures	\$9,294.98	\$0.00
78	Less: Debt Service	\$82,598.50	\$86,353.00
79	Total Current Expenditures	\$4,548,423.18	\$6,136,879.46
80a	Tuition From Individuals	\$0.00	\$0.00
80b	Tuition From Other LEAs In The St	\$0.00	\$0.00
80c	Transport Fees From Individuals	\$0.00	\$0.00
80d	Trans. Fees From Other LEAs In St	\$0.00	\$0.00
80e	Serv Provid LEA (Not Tuition/Trans)	\$0.00	\$0.00

LEA: 7009000

## ANNUAL STATISTICAL REPORT

PAGE: 3

COUNTY: UNION

SCHOOL YEAR: 2021 - 2022

RPT580 - SIS UNCERTIFIED

DISTRICT: STRONG-HUTTIG SCHOOL DISTRICT

CYCLE: 1

SCHOOL:

RUN: 9/22/2021 12:52:07 PM

		Actual FY 2020 - 2021	Budget FY 2021 - 2022
80f	Food Service Revenue	\$37,244.31	\$37,000.00
80g	Student Activity Revenue	\$42,335.94	\$0.00
80h	Textbook Revenue	\$0.00	\$0.00
80m	Adult Education Expenditures	\$0.00	\$0.00
80n	Preschool Expenditures	\$9,150.00	\$73,986.73
80o	Community Operation	\$0.00	\$2,000.00
80p	Othr Non-Prg Cost	\$0.00	\$0.00
81	Net Current Expenditures	\$4,459,692.93	\$6,023,892.73
82	Per Pupil Expenditures	\$0.00	\$0.00
83	Persnl-Non-Fed Certified Clsrm FTEs	31.140	31.140
84	Ave Sal-Non-Fed Cert Clsrm FTEs	\$45,551.40	\$45,551.40
85	Persnl-Non-Fed Certified FTEs	32.980	32.980
86	Ave Salary-Non-Fed Certified FTEs	\$46,953.08	\$46,953.08
87a	Legal Balance (Funds 1 & 2 & 4)	\$713,686.67	\$496,691.15
87b	Total Categorical Fund Balances	\$44,435.47	\$0.00
87c	Deposits With Paying Agents (QZAB & QSCB)	\$0.00	\$0.00
87d	Net Legal Bal (Excl Cat & QZAB & QSCB)	\$669,251.20	\$496,691.15
88	Building Fund Balance	\$533,096.67	\$283,096.67
89	Capital Outlay Fund Balance	\$0.00	\$0.00

LEA: 7009000

## ANNUAL STATISTICAL REPORT

PAGE: 1

COUNTY: UNION

SCHOOL YEAR: 2020 - 2021

RPT580 - SIS UNCERTIFIED

DISTRICT: STRONG-HUTTIG SCHOOL DISTRICT

CYCLE: 9

SCHOOL:

RUN: 8/30/2021 8:06:21 AM

## Actual FY 2020 - 2021

01	Area In Square Miles	303
02	ADA	0
03	ADA Pct Change Over 5 Yrs.	0.00%
04	4 QTR ADM	0
05	Prior Year 3 QTR ADM	0
06	Assessment	0
07	M&O Mills	0.000
08	URT Mills	25.000
09	M&O Mills In Excess Of URT	0.000
10	Dedicated M&O Mills	0.000
11	Debt Service Mills	0.000
12	Totals Mills	0.000
13	Total Debt Bond/Non Bond	\$0.00
14	Property Tax Receipts (Incl URT)	\$1,844,156.47
15	Other Local Receipts	\$113,049.81
16	Revenue From Interm Srcs	\$11,782.86
17a	Foundation Funding (Excl URT)	\$937,051.00
17b	Enhanced Educational Funding	\$0.00
17c	98% Tax Collection Rate Guarantee	\$95,513.00
18	Student Growth Funding	\$22,493.00
19	Declining Enrollment Funding	\$0.00
20	Consolidation Incentive/Assistance	\$0.00
21	Isolated Funding	\$0.00
22	Supplemental Millage Incent. Funds	\$0.00
23	Other Unrestricted State Funding	\$101,177.00
24	Total Unrst Rev State & Local Srcs	\$3,125,223.14
25	Adult Education	\$0.00
26	Professional Development	\$10,530.00
27	Other Regular Education	\$204,583.43
28	Gifted And Talented	\$0.00
29	Alt. Learning Environment (ALE)	\$0.00
30	English Language Learner (ELL)	\$1,056.00
31	Enhanced Student Achievement (ESA)	\$466,945.13
32	Other Special Education	\$33,137.32
33	Workforce Education	\$15,437.50
34	School Food Service	\$1,419.56
35	Educational Service Cooperatives	\$0.00
36	Early Childhood Programs	\$0.00
37	Magnet School Programs	\$0.00
38	Other Non-Instructional Program Aid	\$0.00
39	Tot Restricted Rev From State Srcs	\$733,108.94
40	Tot Restricted Rev From Fed Srcs	\$906,813.39

LEA: 7009000

## ANNUAL STATISTICAL REPORT

PAGE: 2

COUNTY: UNION

SCHOOL YEAR: 2020 - 2021

RPT580 - SIS UNCERTIFIED

DISTRICT: STRONG-HUTTIG SCHOOL DISTRICT

CYCLE: 9

SCHOOL:

RUN: 8/30/2021 8:06:21 AM

## Actual FY 2020 - 2021

41	Financing Sources	\$0.00
42	Balances Consol/Annexed District	\$0.00
43	Indirect Cost Reimbursement	\$0.00
44	Gains & Losses - Sale Fixed Assets	\$0.00
45	Compensation - Loss Of Fixed Assets	\$0.00
46	Other	\$0.00
47	Total Other Sources Of Revenue	\$0.00
48	Total Revenue All Sources	\$4,765,145.47
49	Regular Instruction	\$1,871,808.67
50	Special Education	\$198,276.69
51	Workforce Education	\$0.00
52	Adult Education	\$0.00
53	Compensatory Education	\$425,632.48
54	Other	\$20,866.51
55	Total Instruction	\$2,516,584.35
56	General Administration	\$151,127.71
57	Central Services	\$144,492.54
58	Maintenance & Operations Of Plant	\$560,312.09
59	Student Transportation	\$228,073.91
60	Othr District Level Support Service	\$11,757.61
61	Tot District Level Support Services	\$1,095,763.86
62	Student Support Services	\$280,418.62
63	Instructional Staff Support Service	\$310,537.07
64	School Administration	\$90,786.09
65	Total School Level Support Services	\$681,741.78
66	Food Service Operations	\$263,628.17
67	Other Enterprise Operations	\$0.00
68	Community Operations	\$0.00
69	Other Non-Instructional Services	\$0.00
70	Total Non-Instructional Services	\$263,628.17
71	Facilities Acquisition And Const.	\$0.00
72	Debt Service	\$82,598.50
75	Other Non-Programmed Costs	\$0.00
76	Total Expenditures	\$4,640,316.66
77	Less: Capital Expenditures	\$9,294.98
78	Less: Debt Service	\$82,598.50
79	Total Current Expenditures	\$4,548,423.18
80a	Tuition From Individuals	\$0.00
80b	Tuition From Other LEAs In The St	\$0.00
80c	Transport Fees From Individuals	\$0.00
80d	Trans. Fees From Other LEAs In St	\$0.00
80e	Serv Provid LEA (Not Tuition/Trans)	\$0.00



LEA: 7009000

## ANNUAL STATISTICAL REPORT

PAGE: 3

COUNTY: UNION

SCHOOL YEAR: 2020 - 2021

RPT580 - SIS UNCERTIFIED

DISTRICT: STRONG-HUTTIG SCHOOL DISTRICT

CYCLE: 9

SCHOOL:

RUN: 8/30/2021 8:06:21 AM

## Actual FY 2020 - 2021

80f	Food Service Revenue	\$37,244.31
80g	Student Activity Revenue	\$42,335.94
80h	Textbook Revenue	\$0.00
80m	Adult Education Expenditures	\$0.00
80n	Preschool Expenditures	\$9,150.00
80o	Community Operation	\$0.00
80p	Othr Non-Prg Cost	\$0.00
81	Net Current Expenditures	\$4,459,692.93
82	Per Pupil Expenditures	\$0.00
83	Persnl-Non-Fed Certified Clsrm FTEs	31.140
84	Ave Sal-Non-Fed Cert Clsrm FTEs	\$45,551.40
85	Persnl-Non-Fed Certified FTEs	32.980
86	Ave Salary-Non-Fed Certified FTEs	\$46,953.08
87a	Legal Balance (Funds 1 & 2 & 4)	\$713,686.67
87b	Total Categorical Fund Balances	\$44,435.47
87c	Deposits With Paying Agents (QZAB & QSCB)	\$0.00
87d	Net Legal Bal (Excl Cat & QZAB & QSCB)	\$669,251.20
88	Building Fund Balance	\$533,096.67
89	Capital Outlay Fund Balance	\$0.00

# **Strong-Huttig School District No. 83**

**Union County, Arkansas**

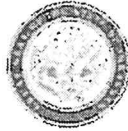
## **Regulatory Basis Financial Statements And Other Reports**

**June 30, 2020**



# Arkansas

Sen. Ronald Caldwell  
Senate Chair  
Sen. Gary Stubblefield  
Senate Vice Chair



Rep. Richard Womack  
House Chair  
Rep. Nelda Speaks  
House Vice Chair

Roger A. Norman, JD, CPA, CFE, CFF  
Legislative Auditor

## LEGISLATIVE JOINT AUDITING COMMITTEE ARKANSAS LEGISLATIVE AUDIT

### INDEPENDENT AUDITOR'S REPORT

Strong-Huttig School District No. 83 and School Board Members  
Legislative Joint Auditing Committee

#### **Report on the Financial Statements**

We have audited the accompanying financial statements of each major governmental fund and the aggregate remaining fund information of the Strong-Huttig School District No. 83 (the "District"), as of and for the year ended June 30, 2020, and the related notes to the financial statements, which collectively comprise the District's regulatory basis financial statements as listed in the table of contents.

#### ***Management's Responsibility for the Financial Statements***

Management is responsible for the preparation and fair presentation of these financial statements in accordance with the financial reporting provisions of Ark. Code Ann. § 10-4-413(c) as provided in Act 2201 of 2005, as described in Note 1, to meet the requirements of the State of Arkansas. Management is also responsible for the design, implementation and maintenance of internal control relevant to the preparation and fair presentation of financial statements that are free from material misstatement, whether due to fraud or error.

#### ***Auditor's Responsibility***

Our responsibility is to express opinions on these financial statements based on our audit. We conducted our audit in accordance with auditing standards generally accepted in the United States of America and the standards applicable to financial audits contained in *Government Auditing Standards*, issued by the Comptroller General of the United States. Those standards require that we plan and perform the audit to obtain reasonable assurance about whether the financial statements are free from material misstatement.

An audit involves performing procedures to obtain audit evidence about the amounts and disclosures in the financial statements. The procedures selected depend on the auditor's judgment, including the assessment of the risks of material misstatement of the financial statements, whether due to fraud or error. In making those risk assessments, the auditor considers internal control relevant to the District's preparation and fair presentation of the financial statements in order to design audit procedures that are appropriate in the circumstances, but not for the purpose of expressing an opinion on the effectiveness of the District's internal control. Accordingly, we express no such opinion. An audit also includes evaluating the appropriateness of accounting policies used and the reasonableness of significant accounting estimates made by management, as well as evaluating the overall presentation of the financial statements.

We believe that the audit evidence we have obtained is sufficient and appropriate to provide a basis for our audit opinions.

#### ***Basis for Adverse Opinion on U.S. Generally Accepted Accounting Principles***

As described in Note 1 to the financial statements, to meet the financial reporting requirements of the State of Arkansas, the financial statements are prepared by the District on the basis of the financial reporting provisions of Ark. Code Ann. § 10-4-413(c) as provided in Act 2201 of 2005, which is a basis of accounting other than accounting principles generally accepted in the United States of America.

The effects on the financial statements of the variances between the regulatory basis of accounting described in Note 1 and accounting principles generally accepted in the United States of America, although not reasonably determinable, are presumed to be material.

### ***Adverse Opinion on U.S. Generally Accepted Accounting Principles***

In our opinion, because of the significance of the matter discussed in the Basis for Adverse Opinion on U.S. Generally Accepted Accounting Principles paragraphs, the financial statements referred to above do not present fairly, in accordance with accounting principles generally accepted in the United States of America, the financial position of the District as of June 30, 2020, or the changes in financial position for the year then ended.

### ***Unmodified Opinions on Regulatory Basis of Accounting***

In our opinion, the financial statements referred to above present fairly, in all material respects, the respective regulatory basis financial position of each major governmental fund and the aggregate remaining fund information of the District as of June 30, 2020, and the respective regulatory basis changes in financial position thereof and the respective regulatory basis budgetary comparison for the general and special revenue funds for the year then ended in accordance with the financial reporting provisions of Ark. Code Ann. § 10-4-413(c) as provided in Act 2201 of 2005 described in Note 1.

### ***Other Matters***

#### ***Other Information***

Our audit was conducted for the purpose of forming opinions on the financial statements that collectively comprise the District's regulatory basis financial statements. The Schedule of Capital Assets and the Schedule of Selected Information for the Last Five Years – Regulatory Basis are presented for the purpose of additional analysis and are not a required part of the regulatory basis financial statements.

The Schedule of Capital Assets and the Schedule of Selected Information for the Last Five Years – Regulatory Basis have not been subjected to the auditing procedures applied in the audit of the regulatory basis financial statements, and accordingly, we do not express an opinion or provide any assurance on them.

### ***Other Reporting Required by Government Auditing Standards***

In accordance with *Government Auditing Standards*, we have also issued our report dated April 26, 2021 on our consideration of the District's internal control over financial reporting and on our tests of its compliance with certain provisions of laws, regulations, contracts, and grant agreements and other matters. The purpose of that report is solely to describe that scope or our testing of internal control over financial reporting and compliance and the results of that testing, and not to provide an opinion on the effectiveness of the District's internal control over financial reporting or on compliance. That report is an integral part of an audit performed in accordance with *Government Auditing Standards* in considering the District's internal control over financial reporting and compliance.

ARKANSAS LEGISLATIVE AUDIT

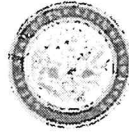


Roger A. Norman, JD, CPA, CFE, CFF  
Legislative Auditor

Little Rock, Arkansas  
April 26, 2021  
EDSD43120

# Arkansas

Sen. Ronald Caldwell  
Senate Chair  
Sen. Gary Stubblefield  
Senate Vice Chair



Rep. Richard Womack  
House Chair  
Rep. Nelda Speaks  
House Vice Chair

Roger A. Norman, JD, CPA, CFE, CFF  
Legislative Auditor

## LEGISLATIVE JOINT AUDITING COMMITTEE ARKANSAS LEGISLATIVE AUDIT

REPORT ON INTERNAL CONTROL OVER FINANCIAL REPORTING AND ON COMPLIANCE AND OTHER MATTERS  
BASED ON AN AUDIT OF FINANCIAL STATEMENTS PERFORMED IN ACCORDANCE WITH *GOVERNMENT AUDITING  
STANDARDS*

### INDEPENDENT AUDITOR'S REPORT

Strong-Huttig School District No. 83 and School Board Members  
Legislative Joint Auditing Committee

We have audited, in accordance with the auditing standards generally accepted in the United States of America and the standards applicable to financial audits contained in *Government Auditing Standards* issued by the Comptroller General of the United States, the financial statements of each major governmental fund and the aggregate remaining fund information of the Strong-Huttig School District No. 83 (the "District"), as of and for the year ended June 30, 2020, and the related notes to financial statements, which collectively comprise the District's regulatory basis financial statements, and have issued our report thereon dated April 26, 2021. We have issued an adverse opinion because the District prepared the financial statements on the basis of the financial reporting provisions of Arkansas Code, which is a basis of accounting other than accounting principles generally accepted in the United States of America. The effects on the financial statements of the variances between the regulatory basis of accounting and accounting principles generally accepted in the United States of America, although not reasonably determinable, are presumed to be material. However, the financial statements present fairly, in all material respects, the respective regulatory basis financial position of each major governmental fund and the aggregate remaining fund information of the District as of June 30, 2020, and the respective regulatory basis changes in financial position thereof and the respective regulatory basis budgetary comparison for the general and special revenue funds for the year then ended, on the basis of accounting described in Note 1.

#### **Internal Control Over Financial Reporting**

In planning and performing our audit of the regulatory basis financial statements, we consider the District's internal control over financial reporting (internal control) as a basis for designing audit procedures that are appropriate in the circumstances for the purpose of expressing our opinions on the regulatory basis financial statements, but not for the purpose of expressing an opinion on the effectiveness of the District's internal control. Accordingly, we do not express an opinion on the effectiveness of the District's internal control.

A *deficiency in internal control* exists when the design or operation of a control does not allow management or employees, in the normal course of performing their assigned functions, to prevent, or detect and correct, misstatements on a timely basis. A *material weakness* is a deficiency, or a combination of deficiencies, in internal control, such that there is a reasonable possibility that there is a reasonable possibility that a material misstatement of the District's regulatory basis financial statements will not be prevented, or detected and corrected, on a timely basis. A *significant deficiency* is a deficiency, or a combination of deficiencies, in internal control that is less severe than a material weakness, yet important enough to merit attention by those charged with governance.

Our consideration of internal control was for the limited purpose described in the first paragraph of this section and was not designed to identify all deficiencies in internal control that might be material weaknesses or significant deficiencies. Given these limitations, during our audit we did not identify any deficiencies in internal control that we consider to be material weaknesses. However, material weaknesses may exist that have not been identified.


#### **Compliance and Other Matters**

As part of obtaining reasonable assurance about whether the District's regulatory basis financial statements are free from material misstatement, we performed tests of its compliance with certain provisions of the state constitution, state laws and regulations, contracts, and grant agreements, noncompliance with which could have a direct and material effect on the financial statements. However, providing an opinion on compliance with those provisions was not an objective of our audit, and accordingly, we do not express such an opinion. The results of our tests disclosed no instances of noncompliance or other matters that are required to be reported under *Government Auditing Standards*.

### Purpose of this Report

The purpose of this report is solely to describe the scope of our testing of internal control and compliance and the results of that testing, and not to provide an opinion on the effectiveness of the District's internal control or on compliance. This report is an integral part of an audit performed in accordance with *Government Auditing Standards* in considering the District's internal control and compliance. Accordingly, this communication is not suitable for any other purpose.

ARKANSAS LEGISLATIVE AUDIT

A handwritten signature in black ink, appearing to read "Roger A. Norman".

Roger A. Norman, JD, CPA, CFA, CFF  
Legislative Auditor

Little Rock, Arkansas  
April 26, 2021

STRONG-HUTTIG SCHOOL DISTRICT NO. 83  
UNION COUNTY, ARKANSAS  
BALANCE SHEET - REGULATORY BASIS  
JUNE 30, 2020

Exhibit A

	Governmental Funds			
	Major			Fiduciary
	General	Special Revenue	Other Aggregate	Fund Types
ASSETS				
Cash	\$ 702,106	\$ 54,571	\$ 477,858	\$ 989
Investments				5,763
Accounts receivable		19,641		
 TOTAL ASSETS	 \$ 702,106	 \$ 74,212	 \$ 477,858	 \$ 6,752
LIABILITIES AND FUND BALANCES				
Liabilities:				
Accounts payable	\$ 13,892	\$ 2,726		
Due student groups				\$ 989
Total Liabilities	13,892	2,726		989
Fund Balances:				
Restricted	99,016	71,486		5,763
Assigned	10,308		\$ 477,858	
Unassigned	578,890			
Total Fund Balances	688,214	71,486	477,858	5,763
 TOTAL LIABILITIES AND FUND BALANCES	 \$ 702,106	 \$ 74,212	 \$ 477,858	 \$ 6,752

The accompanying notes are an integral part of these financial statements.

STRONG-HUTTIG SCHOOL DISTRICT NO. 83  
UNION COUNTY, ARKANSAS  
STATEMENT OF REVENUES, EXPENDITURES, AND CHANGES IN FUND BALANCES -  
GOVERNMENTAL FUNDS - REGULATORY BASIS  
FOR THE YEAR ENDED JUNE 30, 2020

Exhibit B

	Major		Other
	General	Special Revenue	Aggregate
REVENUES			
Property taxes (including property tax relief trust distribution)	\$ 1,591,109		
State assistance	1,748,381	\$ 1,370	
Federal assistance	39,148	583,631	
Activity revenues	38,377		
Meal sales		41,579	
Investment income	1,471		
Other revenues	50,800		
<b>TOTAL REVENUES</b>	<b>3,469,286</b>	<b>626,580</b>	
EXPENDITURES			
Regular programs	1,577,067	6,952	
Special education	184,126	25,467	
Career education programs	15,437		
Compensatory education programs	385,641	67,420	
Other instructional programs	19,049		
Student support services	116,463	130,790	
Instructional staff support services	128,625	79,194	
General administration support services	150,365	8,905	
School administration support services	100,298		
Central services support services	92,368		
Operation and maintenance of plant services	412,761		\$ 34,662
Student transportation services	212,716		
Other support services	14,666		
Food services operations		274,379	
Activity expenditures	34,210		
Debt Service:			
Principal retirement			60,000
Interest and fiscal charges			23,859
<b>TOTAL EXPENDITURES</b>	<b>3,443,792</b>	<b>593,107</b>	<b>118,521</b>
<b>EXCESS OF REVENUES OVER (UNDER) EXPENDITURES</b>	<b>25,494</b>	<b>33,473</b>	<b>(118,521)</b>
OTHER FINANCING SOURCES (USES)			
Transfers in	106,000		83,859
Transfers out	(83,859)		(106,000)
<b>TOTAL OTHER FINANCING SOURCES (USES)</b>	<b>22,141</b>		<b>(22,141)</b>
<b>EXCESS OF REVENUES AND OTHER SOURCES OVER (UNDER) EXPENDITURES AND OTHER USES</b>	<b>47,635</b>	<b>33,473</b>	<b>(140,662)</b>
<b>FUND BALANCES - JULY 1</b>	<b>640,579</b>	<b>38,013</b>	<b>618,520</b>
<b>FUND BALANCES - JUNE 30</b>	<b>\$ 688,214</b>	<b>\$ 71,486</b>	<b>\$ 477,858</b>

The accompanying notes are an integral part of these financial statements.



STRONG-HUTTIG SCHOOL DISTRICT NO. 83

UNION COUNTY, ARKANSAS

STATEMENT OF REVENUES, EXPENDITURES, AND CHANGES IN FUND BALANCES -  
BUDGET AND ACTUAL - GENERAL AND SPECIAL REVENUE FUNDS - REGULATORY BASIS  
FOR THE YEAR ENDED JUNE 30, 2020

Exhibit C

	General			Special Revenue		
	Budget	Actual	Variance Favorable (Unfavorable)	Budget	Actual	Variance Favorable (Unfavorable)
<b>REVENUES</b>						
Property taxes (including property tax relief trust distribution)	\$ 1,677,000	\$ 1,591,109	\$ (85,891)			
State assistance	1,574,461	1,748,381	173,920	\$ 1,000	\$ 1,370	\$ 370
Federal assistance	45,000	39,148	(5,852)	676,670	583,631	(93,039)
Activity revenues		38,377	38,377			
Meal sales						
Investment income	1,500	1,471	(29)	50,000	41,579	(8,421)
Other revenues	45,000	50,800	5,800			
<b>TOTAL REVENUES</b>	<b>3,342,961</b>	<b>3,469,286</b>	<b>126,325</b>	<b>727,670</b>	<b>626,580</b>	<b>(101,090)</b>
<b>EXPENDITURES</b>						
Regular programs	1,588,741	1,577,067	11,674			
Special education	183,548	184,126	(578)	16,372	6,952	9,420
Career education programs	38,813	15,437	23,376	26,689	25,467	1,222
Compensatory education programs	376,128	385,641	(9,513)			
Other instructional programs	19,087	19,049	38	67,733	67,420	313
Student support services	117,543	116,463	1,080			
Instructional staff support services	164,077	128,625	35,452	167,855	130,790	37,065
General administration support services	143,401	150,365	(6,964)	170,568	79,194	91,374
School administration support services	99,740	100,298	(558)	8,953	8,905	48
Central services support services	81,050	92,368	(11,318)			
Operation and maintenance of plant services	377,883	412,761	(34,878)			
Student transportation services	266,120	212,716	53,404			
Other support services	22,000	14,666	7,334			
Food services operations				283,820	274,379	9,441
Community services operations				2,000		2,000
Activity expenditures						
<b>TOTAL EXPENDITURES</b>	<b>3,478,131</b>	<b>3,443,792</b>	<b>34,339</b>	<b>743,990</b>	<b>593,107</b>	<b>150,883</b>

STRONG-HUTTIG SCHOOL DISTRICT NO. 83

Exhibit C

UNION COUNTY, ARKANSAS

STATEMENT OF REVENUES, EXPENDITURES, AND CHANGES IN FUND BALANCES -  
BUDGET AND ACTUAL - GENERAL AND SPECIAL REVENUE FUNDS - REGULATORY BASIS  
FOR THE YEAR ENDED JUNE 30, 2020

	General		Variance Favorable (Unfavorable)	Special Revenue		Variance Favorable (Unfavorable)
	Budget	Actual		Budget	Actual	
EXCESS OF REVENUES OVER (UNDER) EXPENDITURES	\$ (135,170)	\$ 25,494	\$ 160,664	\$ (16,320)	\$ 33,473	\$ 49,793
OTHER FINANCING SOURCES (USES)						
Transfers in	4,267,146	106,000	(4,161,146)			
Transfers out	(4,351,019)	(83,859)	4,267,160			
TOTAL OTHER FINANCING SOURCES (USES)	(83,873)	22,141	106,014			
EXCESS OF REVENUES AND OTHER SOURCES OVER (UNDER) EXPENDITURES AND OTHER USES	(219,043)	47,635	266,678	(16,320)	33,473	49,793
FUND BALANCES - JULY 1	659,723	640,579	(19,144)	38,462	38,013	(449)
FUND BALANCES - JUNE 30	\$ 440,680	\$ 688,214	\$ 247,534	\$ 22,142	\$ 71,486	\$ 49,344

The accompanying notes are an integral part of these financial statements.

# Strong-Huttig School District

635 S Concord, Strong, Ar 71765

LEA: 7009000

September 02, 2021

## Districtwide Facilities

District Totals						Current Master Plan Enrollment	Permanent Buildings	Temporary Buildings	Gross Square Feet	
						294	24	11	147,294	
LEA	School	Grades Served	Utilization	Current Master Plan Enrollment	Permanent Buildings	Temporary Buildings	Gross Square Feet	School Depreciated Value**		
7009048	7009 - Gardner-Strong ES 635 S. Concord, Strong, AR 71765	K-06	Utilized as Designated	160	1	6	42,343	18.00%		
	Building Number & Name		Building Use		Academic	Utilization	Type	Built Date	Gross Sq Ft	Depreciated Building Value
	700904801	Elementary or Primary	Combination of Uses		Yes	Utilized	Permanent	1981	36,607	18%
	700904802	ABC Classroom	Pre-K		No	Utilized	Portable	1995	960	46%
	700904803	Storage	Storage		No	Utilized	Portable	1992	768	40%
	700904804	Storage	Storage		No	Utilized	Portable	1995	960	46%
	700904805	Storage	Storage		No	Utilized	Portable	1988	960	46%
	700904806	Storage	Storage		No	Utilized	Portable	2007	1,128	70%
	7009048007	Headstart	Pre-K		No	Utilized	Portable	2007	960	70%

# Strong-Huttig School District

## Districtwide Facilities

				Current Master Plan Enrollment	Permanent Buildings	Temporary Buildings	Gross Square Feet
<b>District Totals</b>				294	24	11	147,294

LEA	School	Grades Served	Building Use	Academic	Utilization	Current Master Plan Enrollment	Permanent Buildings	Temporary Buildings	Gross Square Feet	School Depreciated Value**
7009049	7009 - Strong HS 635 S. Concord, Strong, AR 71765	07-12	Utilized as Designated			134	10	3	91,831	17.10%
<b>Building Number &amp; Name</b>										
	700904902	Auditorium	Auditorium / Assembly	Yes	Utilized		Permanent		Gross Sq Ft	Depreciated Building Value
	700904903	Old Gymnasium	Athletic	No	Utilized		Permanent		5,350	-66%
	700904904	Math/Science/Cafeteria	Combination of Uses	Yes	Utilized		Permanent		11,972	-64%
	700904905	STORAGE	Storage	No	Utilized		Permanent		13,567	-20%
	700904906	Storage/Bus Shop	Storage	No	Utilized		Permanent		4,960	6%
	700904907	Field House	Athletic	No	Utilized		Permanent		1,891	26%
	700904908	Strong High School	Combination of Uses	Yes	Utilized		Permanent		7,260	12%
	700904909	New Gymnasium	Combination of Uses	Yes	Utilized		Permanent		19,779	28%
	700904910	New Band/Agri	Combination of Uses	Yes	Utilized		Permanent		16,094	38%
	7009049013	Storage	Storage	No	Utilized		Portable		7,502	64%
	7009049014	Special Education	Instructional	Yes	Utilized		Permanent		864	68%
	7009049016	Storage	Storage	No	Utilized		Portable		864	68%
	7009049015	7009 - Storage	Instructional	Yes	Utilized		Portable		864	68%

LEA	School	Grades Served	Building Use	Academic	Utilization	Current Master Plan Enrollment	Permanent Buildings	Temporary Buildings	Gross Square Feet	School Depreciated Value**
7009000	7009 - Old Huttig Administration , Huttig, AR 71747		Closed				1	2	3,178	0.00%
<b>Building Number &amp; Name</b>										
	7009000003	Storage	Storage	No	Utilized		Portable		Gross Sq Ft	Depreciated Building Value
	7009000004	Superintendent's Dwelling	Administration	No	Utilized		Permanent		168	46%
	7009000005	Teacherage-leased out	Administration	No	Underutilized		Portable		1,768	-4%
									1,242	-4%

# Strong-Huttig School District

## Districtwide Facilities

				Current Master Plan Enrollment	Permanent Buildings	Temporary Buildings	Gross Square Feet
<b>District Totals</b>				294	24	11	147,294

LEA	School	Grades Served	Utilization	Current Master Plan Enrollment	Permanent Buildings	Temporary Buildings	Gross Square Feet	School Depreciated Value**
7009000	7009 - Administration 635 S. Concord, Strong, AR 71765		Utilized as Designated		8	0	9,440	0.00%
Building Number & Name		Building Use	Academic	Utilization	Type	Built Date	Gross Sq Ft	Depreciated Building Value
700901002	Dwelling	Administration	No	Utilized	Permanent	1945	1,134	-34%
700901003	Dwelling	Administration	No	Utilized	Permanent	1955	1,368	-34%
700901006	Dwelling	Administration	No	Utilized	Permanent	1945	1,134	-54%
700901007	Dwelling	Administration	No	Utilized	Permanent	1945	1,020	-54%
700901008	Dwelling	Administration	No	Utilized	Permanent	1970	1,104	-4%
700901010	Dwelling-Super	Administration	No	Utilized	Permanent	1978	1,959	-64%
700901011	Dwelling	Administration	No	Utilized	Permanent	1950	1,337	-64%
700901012	Storage (attached to carport)	Storage	No	Utilized	Permanent	1960	384	-24%

LEA	School	Grades Served	Utilization	Current Master Plan Enrollment	Permanent Buildings	Temporary Buildings	Gross Square Feet	School Depreciated Value**
7009000	Athletics	7-12	Utilized as Designated		4	0	502	0.00%
Building Number & Name		Building Use	Academic	Utilization	Type	Built Date	Gross Sq Ft	Depreciated Building Value
7009000006	Baseball Concession	Athletic	No	Utilized	Permanent	2004	130	64%
7009000007	Baseball Restrooms	Athletic	No	Utilized	Permanent	1995	130	46%
700900008	Football Concession	Athletic	No	Utilized	Permanent	2000	128	56%
700900009	Football Pressbox	Athletic	No	Utilized	Permanent	1995	114	46%

\*\*School Depreciated Value is a composite of all academic buildings under their respective schools.

# Strong-Huttig School District

## Enrollment Projection Summary

	2020-21	Year 1	Year 2	Year 3	Year 4	Year 5	Year 6	Year 7	Year 8	Year 9	Year 10
Grade	Enrollment	2021-22	2022-23	2023-24	2024-25	2025-26	2026-27	2027-28	2028-29	2029-30	2030-31
Kindergarten	20	25	24	22	22	23	23	23	23	23	23
Grade 1	23	43	30	29	26	26	27	27	27	27	27
Grade 2	24	23	41	28	28	25	25	26	26	26	26
Grade 3	18	23	23	42	29	28	26	25	26	26	26
Grade 4	24	23	22	23	40	28	27	25	25	26	26
Grade 5	25	15	23	22	22	40	28	27	24	24	25
Grade 6	21	21	15	22	21	22	39	27	26	24	24
Grade 7	29	20	19	14	21	20	21	37	25	25	22
Grade 8	22	20	21	20	14	22	21	22	39	27	26
Grade 9	19	32	21	21	21	15	23	22	22	40	28
Grade 10	26	23	33	21	22	21	15	23	22	23	41
Grade 11	16	19	23	34	22	23	22	16	24	23	24
Grade 12	22	24	17	21	30	20	20	20	14	22	21
Other	0	0	0	0	0	0	0	0	0	0	0
<b>Totals</b>	<b>289</b>	<b>311</b>	<b>312</b>	<b>319</b>	<b>318</b>	<b>313</b>	<b>317</b>	<b>320</b>	<b>323</b>	<b>336</b>	<b>339</b>

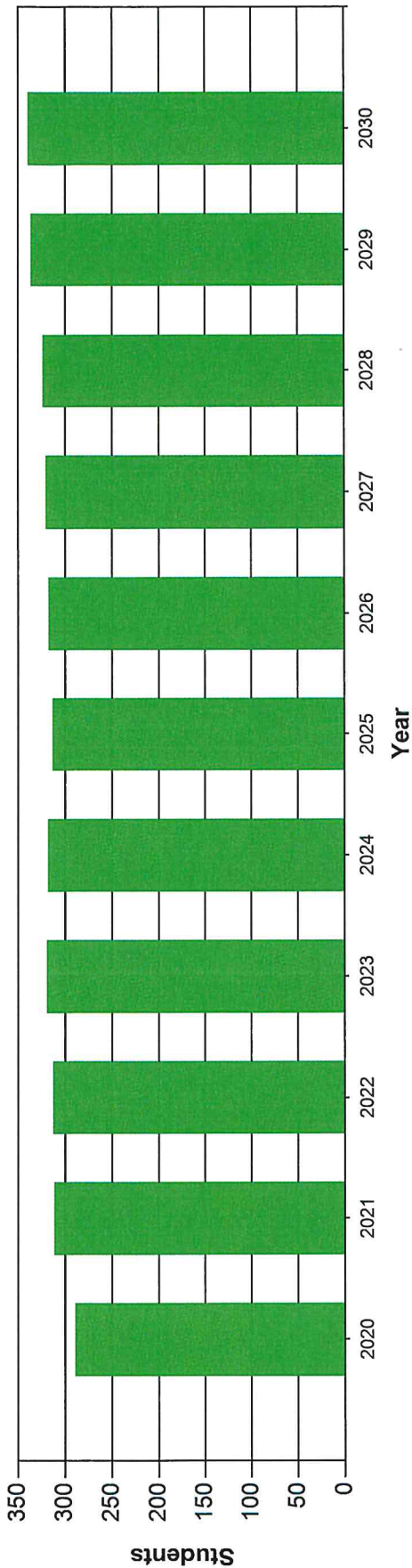


# Strong-Huttig School District

5 Year Enrollment Growth	
2020-21 Enrollment	289
2025-26 Enrollment	313
Difference	24

10 Year Enrollment Growth	
2020-21 Enrollment	289
2030-31 Enrollment	339
Difference	50

Projected Enrollment



## STATEMENT OF ASSURANCE

School districts are required to participate in the state-level computerized maintenance management system designed to track work orders and preventative maintenance work established by the division at no cost to the school district. (Arkansas Code Annotated §6-21-808 (c)(2)(B)(ii)(a)).

Commissioner's Memo COM-11-054 dated May 12, 2011 provided the following information regarding school districts' participation in the state-level computerized maintenance management system.

Maintenance Plan (Tab 10):

- Does the district have a work-request system that allows school district personnel to inform the maintenance department of needs and allows the responsible person to prioritize responses?
- Does the district's SchoolDude Maintenance Direct module reflect the approved work orders entered by the designated work categories? (The number of work orders will be district and building specific and is dependent on numbers, sizes, ages and uses of buildings.)
- Has the district documented completing approved work orders?

Preventative Maintenance Plan (Tab 11):

- Does the district have the correct preventative maintenance schedules for its buildings and systems entered into the Preventative Maintenance Direct (PMD) module?
- Does the district have its state mandated inspections entered into PMD?
- Has the district documented completing its PMD work orders?

\*\*\*\*\*

School District Name: Strong Huttig

I, the undersigned Superintendent for the above named school district, assure the Division of Public School Academic Facilities and Transportation that the district

(mark one)

☒ is in compliance

☐ is NOT in compliance

with Arkansas Code Annotated § 6-21-808 (c)(2)(B)(ii)(a) by its participation in the state-level computerized maintenance management system to track work orders and preventative maintenance work.

Superintendent Signature: Kimberly Thomas

Date Signed: 9/27/2021

Kimberly Thomas  
(Typed Superintendent Name)



## 2018 - 2019 • Accountability At-a-Glance • Strong-Huttig Schools

### Contact Information

**Strong-Huttig Schools | Strong-Huttig School District**  
Principal: Kimberly Thomas | Superintendent: Kimberly Thomas  
PO Box 735 Strong, AR 71765-  
<http://strong.k12.ar.us> | (870) 797-7322

### Student Information

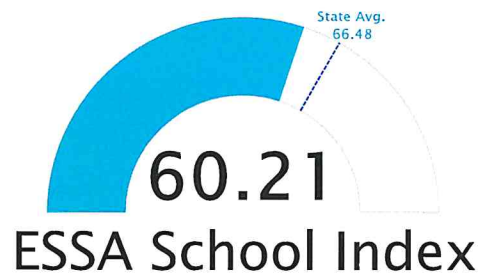
<b>Grades</b>	<b>K - 12</b>	<b>Total Enrollment</b>	<b>286</b>
Black	72.73%	English Learners	0.00%
Hispanic	4.20%	Low-Income	94.06%
White	22.73%	Special Education	14.34%

## Public School Rating Score (State Accountability: A-F Letter Grade)



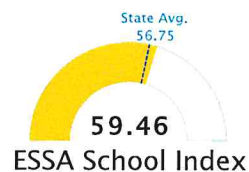
## School Performance on the ESSA School Index Score (Federal Accountability)

**All Students**



Graph represents where scores fall in comparison to state averages. For more information about the Every Student Succeeds Act and the ESSA School Index, visit [arkansased.gov](https://arkansased.gov).

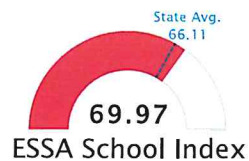
**Black/African American**



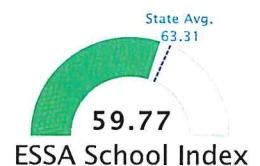
**English Learners**

**RV\***

**Hispanic/Latino**



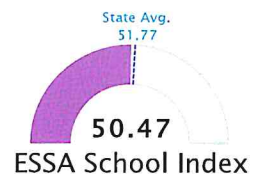
**Low-Income**



**White**



**Special Education**



Note: Full color represents score

Prepared by the Arkansas Department of Education



*Mayor:*

*Linda J. Newbury*

*Recorder/Treasurer:*

*Shirley Gilmore*

*Public Works Supt.:*

*David Culp*

## **TOWN OF FELSENTHAL**

*1000 3<sup>rd</sup> Street*

*Huttig, AR 71747*

*Phone: 870-943-2454 FAX: 870-943-2447*

*tofelsenthal@bayoucable.com*

*<http://www.felsenthal-ar.com>*

*September 27, 2021*

*Lori Freno*

*General Counsel*

*Arkansas Department of Education*

*Division of Elementary and Secondary Education*

*Four Capitol Mall*

*Little Rock, AR*

*The Mayor and Town Council of the Town of Felsenthal, Arkansas, Union County, with to support the Town of Strong in requesting a waiver to Arkansas Code Ann. 6-13-1603. It is our belief that the students who live in our area would not be better served than currently by having to travel long distances to the school district(s) to which they would be assigned.*

*The nearest schools are in Eldorado, Crossett, or Hermitage, Arkansas—either of which would be at least a 45-minute drive for parents or much longer for bus drivers. Having students' days extended to accommodate the law would not be in their best interests, we believe.*

*Therefore, we would add our support to the Strong School District to request a waiver.*

*Regards,*



*Linda J. Newbury*

*Mayor, Town of Felsenthal, Arkansas*

**Council Members:**

*James Holland*

*Mary Seymore*

*Amy Linder*

*Jack Newbury*

*Joyce Jones*

**CITY OF STRONG**  
210 Pine St.  
Strong, Ar 71765  
870-797-7343  
[strong.cityhall@yahoo.com](mailto:strong.cityhall@yahoo.com)

Arkansas Department of Education  
Division of Elementary and Secondary Education  
Four Capitol Mall  
Little Rock, Ar 72209

The Aldermen and Mayor of Strong, Arkansas, Union County, strongly supports the Strong-Huttig School District in requesting a waiver to Arkansas Code Ann. 6-13-1603. We believe that the students will greatly benefit and perform at a higher level by not having to travel over 20 miles to another school district.

The daily drive to the nearest school districts such as El Dorado, Crossett or Hermitage, Arkansas would result in nearly 2 hours of travel daily for students.

Therefore, we would offer our support to the Strong-Huttig School District to request a waiver.

Regards,

A handwritten signature in black ink, appearing to read "Daryell Howell". The signature is fluid and cursive, with the first name "Daryell" and last name "Howell" clearly distinguishable.

Daryell Howell, Mayor of Strong

## ***City of Huttig***

*Tony Cole*  
*Mayor*

***P.O. Box 406  
100 Frost Street  
(870) 943-2222 Phone/Fax  
Huttig, AR. 71747***

*Becky Mathews*  
*Rec/Treas*

*September 28, 2021*

***Lori Freno  
General Counsel  
Arkansas Department of Education  
Division of Elementary and Secondary Education  
Four Capitol Mall  
Little Rock, AR***

***The Mayor and City Council of the City of Huttig, Arkansas, Union County, wish to support the Strong-Huttig School District in requesting a waiver to Arkansas Code Ann. 6-13-1603. It is our belief that the students who live in our area would not be better served by having to travel long distances to the school district to which they would be assigned.***

***The nearest schools are in El Dorado, Arkansas; Crossett, Arkansas; or Hermitage Arkansas; either of which would be at least a 45 minute drive for parents or much longer for bus drivers. We believe having students' days extended to accommodate the law would not be in their best interests.***

***Therefore, we would add our support to the Strong-Huttig School District to request a waiver.***

***Sincerely,***



***Tony Cole***  
***Mayor***





# F.A.C.T., Inc.

Families & Children Together, Inc.



*"Preschools are our business, our ONLY business."*

September 24, 2021

Dear Ms. Thomas,

Families & Children Together (FACT), Inc. is a 501 (c) 3 nonprofit agency servicing Calhoun, Columbia, Dallas, Hempstead, Lafayette, Nevada, Ouachita, and Union Counties. The agency provides high quality and comprehensive early childhood education services to children and families in 28 center-based programs and five home-based programs. The agency also works with pregnant women including teens and infants and toddlers.

FACT partners with the Strong-Huttig School District in providing Head Start, Early Head Start, and Arkansas Better Chance preschool programs on the district's campus. FACT is in support of the Strong-Huttig School District's Pre-Educator program of study. This will help to fill a gap in having an adequate supply of qualified staff in education settings in Arkansas.

FACT looks forward to continued partnership with the Strong-Huttig School District.

Sincerely,

Shiree Daniels  
Executive Director  
Families & Children Together, Inc.



*Office of the Chancellor*

September 24, 2021

Kimberly Thomas, Superintendent  
Strong-Huttig School District  
635 S. Concord  
Strong, Arkansas 71765

Dear Ms. Thomas,

Southern Arkansas University Tech (SAU Tech) is invested in developing a partnership with the Strong-Huttig School District to develop a pre-educator program that leads to an increase in more public school teachers in Arkansas.

SAU Tech has an accredited teacher education program with a full-time instructor. The College has transfer agreements with several four-year universities in Arkansas and also provides paraprofessional education. SAU Tech's Education Instructor is Amy Diehl. She will be working with the Strong-Huttig School District during the project.

SAU Tech has provided teacher education and paraprofessional education for over 25 years and has strong ties with bachelor programs throughout the state. The College will offer a perfect transfer opportunity for Strong-Huttig graduates who want to pursue a teaching certificate. SAU Tech's program is provided both in the classroom and online, making it convenient for students who wish to work or cannot commute or live on campus.

We are looking forward to working with the Strong-Huttig School District as a partner for this new program. For more information, feel free to contact my office.

Sincerely,

A handwritten signature in cursive script, reading "Jason L Morrison".

Dr. Jason Morrison  
SAU Tech Chancellor



September 28, 2021

Ms. Kimberly Thomas, Superintendent  
Strong-Huttig School District  
635 S. Concord  
Strong, Arkansas 71765

Dear Ms. Thomas,

Southern Arkansas University has a great interest in developing a partnership with the Strong-Huttig School District to focus on the pre-educator program pipeline that can lead to an increase of more public school teachers in our state, particularly in South Arkansas.

The SAU Education Renewal Zone and the Teacher Education Department fully support a pre-service teacher program partnership with the Strong-Huttig School District. SAU has several full-time professors as well as adjunct instructors in the College of Education whose course content aligns perfectly with the Strong-Huttig's proposed new program of study named Pre-Educator. In addition, the SAU ERZ is sponsoring the new Arkansas Tutoring Corps program which is a wonderful opportunity for regional partners like Strong-Huttig School District to obtain valuable hands-on experience.

Southern Arkansas University has provided teacher education for many decades and has strong ties to regional school districts throughout the state. SAU can offer a seamless transfer opportunity for Strong-Huttig graduates who wish to pursue teacher education as a profession and obtain a teaching certificate. Southern Arkansas University's teacher preparation program conducts classes both face-to-face and online, making it convenient for students who wish to work or cannot commute or live on campus.

We are looking forward to working with a Strong-Huttig School District as a partner for this new proposed program. For more information, please feel free to contact either one of us at your earliest convenience.

Best regards,

**Dr. Roger C. Guevara**  
ERZ Director | Assistant Professor of Educational Leadership  
Southern Arkansas University  
MSP 9408  
100 E. University  
Magnolia, AR 71753  
**Office:** 870-235-5014 | **Mobile:** 870-904-4900  
<https://web.saumag.edu/education/erz/>

*C. Neelie Dobbins, PhD*

College of Education Alumni Endowed  
Professor  
Professor of Education  
Chair, Teacher Education  
100 East University MSC 9369  
Magnolia, AR 71753  
Phone: 501-773-0881  
Fax: 870-235-5341

Elementary  
870-797-2321 (p)  
870-797-7633 (f)

**STRONG-HUTTIG SCHOOLS**  
**PO BOX 735**  
**STRONG, AR 71765**  
**870-797-3040 (p) 870-797-3012 (f)**

High School  
870-797-7322 (p)  
870-797-2257 (f)

Monday, September 27, 2021

As a small rural high school we are always looking for ways to provide meaningful and relevant programs for our students. At Strong High School we currently have a limited number of Career and Technical Education courses. We believe by expanding what we offer; this option will encourage students to consider a career in education.

Due to the ongoing teacher shortage, and the struggle to fill key positions annually, we are looking for ways to ensure students gain valuable knowledge, and the Pre-Educator Program of Study will provide real world experience for our students prior to graduating from high school. As a district we know that well trained teachers are highly sought after, and a career in education is extremely rewarding.

Students in this program will have the opportunity to learn valuable life skills while volunteering, and learning in their local community. The experience gained, and the skills obtained will serve as valuable tools when our students apply for college, or if they decide to enter directly into the workforce after graduation. The Pre-Educator Program of Study will provide our students with marketable skills, industry certifications, and place them on track to become gainfully employed in an amazing career.

Sincerely,



Kimberly Thomas  
Superintendent



# Strong set to compete in eight-man football

by [Jason Avery](#) | May 7, 2021 at 9:15 p.m.



In recent years, Strong's numbers for varsity football have continually dwindled. During the 2020 season, the situation came to a head with Strong playing much of their schedule with only 11 players.

## **Weekly High School Sports**

Keep up with the latest high school sports headlines weekly updates delivered straight to your inbox.

[Sign Up](#)

With their numbers not improving, a decision needed to be made about the future of football at Strong.

The result was that starting this fall, Strong will join a growing contingent of schools that are playing eight-man football. Strong's school board is slated to discuss the issue at their meeting next week.

"When eight-man originally started in the state of Arkansas, Strong was involved in the initial conversation, and each year when they've held meetings in Little Rock, we've typically had a representative there," said Strong-Huttig Superintendent Kimberly Thomas. "It's just that it never fit for us. We always believed that we could improve with numbers, that we could get enough kids that would come out and that we could fill the team and everything would be OK.

"This last year, our numbers dropped due to COVID partly, but not entirely, but due to the fact that a lot of parents were concerned about their children participating. At one point during the year, we only had 11 varsity football players. That's a difficult task to take. The kids, every game that they could, they played, but now, we're looking at where our numbers are for spring, we have about 14, 15 students that are varsity football players, and that's still really low numbers.

"The athletic director (Anthony Avery) and myself were on a Zoom with the AAA (Arkansas Activities Association), and the conversation came up about eight-man football. We inquired, called, had a conversation, attended a couple of other Zooms and we just believed, talking with the coaches and looking at what our children would be able to do if they had the opportunity to play and be competitive. We have some great athletes, we just know that a varsity football team with 11 players is just hard.

"This eight-man option is available, it's out there, we've attended meetings before and had conversations in the past. We just feel that now is the time.

"Across the state, they were looking for at least 16 2A schools, and the possibility of eight-man being sanctioned for this upcoming school year made that transition a lot easier to make that decision because now our kids actually now would be able to possibly compete and do really well in eight-man."

The Bulldogs will join two former members of the 8-2A in the eight-man ranks in Woodlawn and Hermitage.

"We became that 16th 2A school," Thomas said. "Hopefully, it gets sanctioned. We're really hopeful for it that they will vote and make it a competitive sport for the upcoming year.

"There are other schools, Hermitage, Woodlawn, that have had to make some changes before. They played 11-man and their numbers dropped. They've had great success. Their kids have enjoyed it. They feel like it's been a positive thing for them.

"All of those people that I've talked with that have made that transition, they just felt like it was a chance for their kids to still have a chance to compete.

"The alternative is if we don't increase the numbers and we go into the fall, we end up with players hurt, we would still have to forfeit the rest of the season, and we really don't want to take that chance."

As far as the future goes, Strong's junior high team finished second in the conference last year, and Thomas said that the Bulldogs' numbers are much higher in the seventh and eighth grades.

"That's just the thing. It's weird because our junior high squad, we have about 24 boys that are playing junior high football," Thomas said. "Seventh and eighth grade are some of our larger classes in the district, but our current senior class is only 14 students total.

"When you look at the 11th-grade group, the lion's share of the team this year, we had several 11th-graders that were playing, but we didn't have as many coming up from ninth grade as we had that were leaving from 12th grade.

"It's kind of one of those, three, maybe four years from now, our chances of having a solid senior high football team are pretty good just based on the elementary enrollment, the kids that are moving up, but our kids right now, it's kind of like we're in a drought.

"They've talked to all of their friends. The people that are playing are playing, and with COVID, some of the parents wouldn't allow them to this past year, so we're hopeful we can pick up some more kids. Just looking at what we currently have right now and what could potentially be on the team for next year, our numbers are just limited."

When asked about the possibility of Strong returning to 11-man football, Thomas said it would be evaluated annually.

"I would just say right now we'll take it year by year," Thomas said. "Just based on our current numbers, we're just making the best decision that we can for our current varsity

team. If our numbers improve and increase and things go well, we wouldn't take any options off the table."

Since making the decision, Thomas has received plenty of feedback.

"I would say it's mostly been positive," Thomas said. "We have had some concerns from people that they're not familiar with eight-man, so they have some questions about it, but when we really start looking at the reality of how many games we almost couldn't play last year because of our numbers, and then moving forward, that reality of if numbers aren't increased, the likelihood that we would not be able to play football at all really kind of brings it all home if we want to have an opportunity for our students to participate.

"We just feel that this option gives us the greatest possibility for our students to be able to competitively compete, and compete against people that they can match up against. It's kind of like a hard reality to accept, but the people that I've talked to, they're excited that our kids will have something new. It gives them hope that we can continue to have football in the Strong-Huttig school district."

Thomas had plenty of praise for Strong's student-athletes and is looking forward to what lies ahead.

"Our kids have amazing heart," Thomas said. "They're dedicated, they're committed and they just want an opportunity to compete, so we're just looking forward to what the future brings for athletics to the Strong-Huttig school district."



# Strong-Huttig School District announces graduation plans

*by Special to the News-Times | May 16, 2021 at 8:30 p.m.*



The Strong-Huttig School District Senior Breakfast will be held Friday, May 21, from 8 to 9 a.m. in the High School Cafeteria for seniors, their parents, School Board Members and school officials. The Keynote speaker will be Chester Fort.

Fort will announce the recipient of the West Fraser: Daisy Bates Memorial Scholarship that was established for graduates from the Strong-Huttig School District.

Fort is the Vice-President of US Lumber Operations for West Fraser, the largest lumber producer in North America. West Fraser currently has 21 Lumber Operations in the United States, with a corporate office in Germantown, Tenn.

Fort has been married to Loretta Fort for 35 years; they have two children and three grandchildren.

Fort is from Bluff City, Arkansas. He is the youngest of eight children.

Fort began his career with a broom and shovel at Potlatch in Prescott 38 years ago. Over the years, he was promoted through the ranks to plant superintendent at that operation.

He later moved to North Carolina and became a General Manager for Weyerhaeuser; he stayed there for six years and then relocated to Alabama to be responsible for the lumber business for MeadWestvaco. After nine years, Fort and his family relocated to the Memphis area to work for West Fraser.


When Fort started with West Fraser, he was responsible for the Huttig and Leola operations, then he became responsible for all four Arkansas operations, and later for all seven operations West of the Mississippi River which include locations in Arkansas, Louisiana and Texas.



Fort's story of dedication, commitment and willingness to help others is a wonderful inspiration for young people. Through his success, he seeks ways to lend a helping hand to others to ensure their future success.

The Strong-Huttig School District is proud to have West Fraser under the leadership of Fort as a community partner, and it is excited to offer scholarships to our students in memory of such an amazing American as Daisy Bates.

The High School Graduation Ceremony will also be on Friday, at 7 p.m., on the Jerry Burson Football Field. In the event of inclement weather, the graduation ceremony will be in the Bubba Medlin Gymnasium. The 2021 Keynote Graduation Speaker will be Steven Butler.



Steven Butler (Contributed)

Butler is a graduate of Strong High School, Class of 1986. He was elected and served as Senior Class President and was voted Most Likely to Succeed by his classmates. His extracurricular activities were basketball, football and baseball. He said he believes his

participation in these sports and activities gave him the skills of teamwork, tenacity, resilience and leadership.

At the early age of 11, Butler began working his first job at Food Town grocery store until he graduated from High School.

Butler earned an Associate Degree in Respiratory Therapy from the University of Arkansas in Medical Science; a Bachelor of Science Degree from the University of Central Arkansas; and a Master Degree in Business Administration from LeTourneau University. He served six years in the Arkansas Army National Guard, where he developed a strong foundation of discipline. He is a proud member of the Noble Fraternity, Kappa Alpha Psi, Incorporated.

Butler started his career in respiratory therapy, but sought a career in the Pharmaceutical Industry and has flourished for 29 years and counting. He is currently a national leader with a biotech firm leading the Western US Pharmaceuticals.

Butler is the son of Louise Baker and Thomas Butler. He says,

"My mother always taught me to 'never give up; give out,'" he said.

His late grandmother, Ruby Dell Baker, always told him, "Never let anyone beat you giving or serving." Butler always pushed through during tough challenges and has served youth, family, friends and strangers all of his life through coaching and mentoring. God's grace and an education has been the springboard of his life.


Butler has been happily married to his wife Madelyn for 18 years. They have three boys: Kario, Sterling and Sullivan, and one grandson, Kario Jr. Butler currently resides in Mansfield, Texas, which is a suburb of Dallas.

<https://digital.olivesoftware.com/Olive/APA/ElDorado/Default.aspx#panel=document>

<https://digital.olivesoftware.com/Olive/APA/ElDorado/SharedView.Article.aspx?href=ELDNTIMES%2F2021%2F08%2F08&id=Ar04200&sk=F92F720B&viewMode=text>

<https://digital.olivesoftware.com/Olive/APA/ElDorado/Default.aspx#panel=document>






# Strong - Huttig School District



2021 - 2022  
Minimum School District Size  
Waiver Request  
Act 377





# Academics

Demonstrating Growth Annually  
ESSA Index Score 2019 -  
demonstrated the highest range of  
growth in the state 15.97 points  
from 44.24 to 60.21





# Facilities

All Buildings Are Safe & Secure  
Arkansas School Board Association  
Insurance Recommendations and  
Coverage  
Local Support of the Master Plan &  
Partnership Project





# Finances

Projected Budgets are included in the packet

The District Complies with the State Auditor Ruling

All Categorical Funds are used for their intended purpose

Indistar deadlines are met





# Transportation



The District has 8 buses available

6 Daily Routes


300 Square Miles

95% of our Students Require Bus  
Transportation Daily





# Instructional Support



South Central Service Cooperative -  
Professional Development

RISE

PLC - Leadership Training

Empowering Writers

Eureka Math

RTI - Solution Tree

---




# #foreverstrong

---

We are planting the seeds of knowledge that will grow forever.

We are the Heart Beat of our community.

We make a difference for every student, every day.









<https://www.strong.k12.ar.us/>



*We who live, work, and own property within the Strong Huttig School District, wish to preserve and improve our facilities, our financial stability, and the quality of our educational program(s). We shall strive to achieve and maintain academic competitiveness through the use of all available resources including technological advances. We will focus on preparing our students for a global economy by endorsing and preparing for higher education and will work diligently to promote community cohesiveness through improved communication.*

*Community of Strong Vision Statement*