

AMPHITHEATER

P u b l i c S c h o o l s

Annual Bond & Capital Expenditure Report

Per A.R.S. § 15-491 (K)

7/1/17 – 6/30/18

Per A.R.S. § 15-491 (K)

- District Administration is required to present to the Board an annual review of projects being funded with monies from these sources:
 - Adjacent Ways
 - Building Renewal
 - Bond Proceeds



Adjacent Ways Projects - \$80,437

- AHS bus loop paving - \$39,210
- Keeling fire lane paving - \$16,528



- Prince bus loop design - \$20,855
- AHS sidewalk repair - \$3,844



Building Renewal Grants (SFB)

\$2,007,007

- AHS roofing - multiple buildings - \$558,174



AMPHITHEATER

Public Schools



Building Renewal Grants (SFB) cont.

- AHS fire alarm upgrade - \$145,532
- AHS boiler replacement 700 wing - \$65,267
- AMS HVAC replacement 400 wing - \$108,728
- IRHS roofing assessment - campus wide - \$3,500
- IRHS weatherization assessment - F/A & Gym - \$5,300
- Cross MPR HVAC assessment - \$5,250
- Walker roofing - \$145,211
- Painted Sky roofing assessment & design - \$14,580
- Rillito drainage assessment - \$3,205



Building Renewal Grants (SFB) cont.

- Wilson roofing - campus wide - \$952,261



AMPHITHEATER

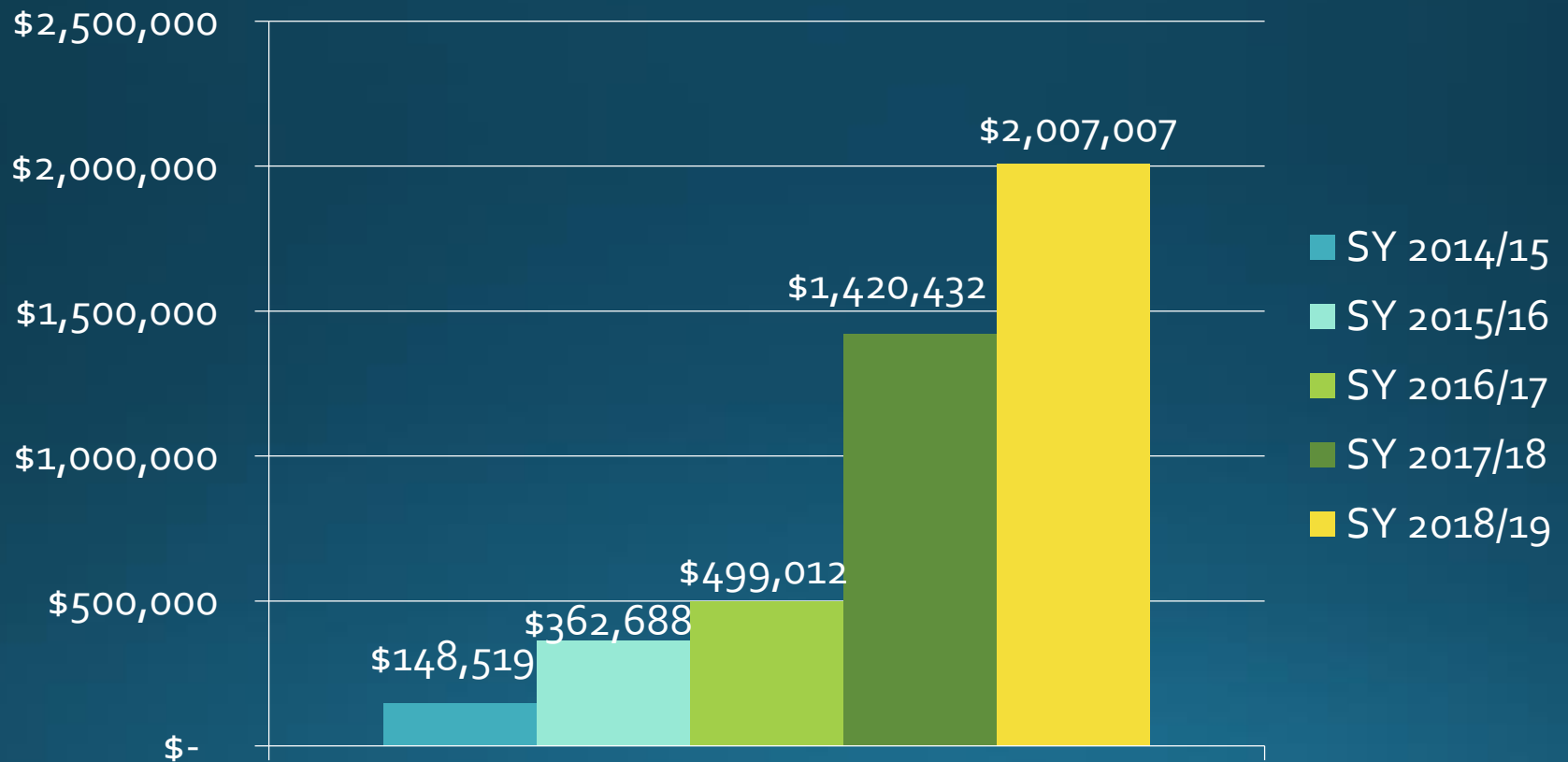
Public Schools



Building Renewal Grants

Total SY 2018/19 - \$2,007,007

*\$3,708,057 approved SY 2019/20



AMPHITHEATER

Public Schools



Bond Projects

\$3,305,120



AMPHITHEATER

Public Schools



Amphitheater High

Bond Projects Completed:

- Faculty commons air conditioner replacement - \$7,720
- Locker rooms and coaches area air conditioner replacement - \$57,413



Canyon Del Oro

Bond Projects Completed:

- Painting of exterior south gym - \$74,648
- Library air conditioner replacement - \$97,789
- Large gym air handler repair - \$4,944
- Trainer room air conditioner replacement - \$15,621
- Track renovation - \$259,391
- Football field renovation - \$82,965
- North campus supply water line repair - \$37,843



Canyon Del Oro



Ironwood Ridge

- **Bond Projects Completed:**
- Security fence installation and painting - \$162,817
- Repaint exterior light poles and hand rails - \$46,00
- Exterior sign upgrades - \$6,375
- Lockdown/PA system upgrades - \$1,997
- Air conditioner replacement concession bar - \$9,468
- Track repair - \$3,275
- Exterior courtyard ramada painting - \$21,000
- Air conditioner replacements buildings H & J - \$32,744
- HVAC installation elevator machine room - \$5,742
- Flooring renovations cafeteria and music rooms, painting of blue/grey stripes in student hallways - \$131,496
- Security locks - \$12,796




Ironwood Ridge



Copper Creek

- PA system upgrades - \$30,275
- HVAC fan coil upgrades - \$30,151
- Access security improvements - \$27,111




Coronado

Bond Projects Completed:

- Exterior painting - \$36,865
- Replace carpet in 4 classrooms - \$17,067
- Install new playground equipment - \$39,476
- Roof renovations - building C - \$23,897
- Air conditioner replacements - \$109,643
- Well repairs - \$22,560
- HVAC ECMS repairs - \$5,492
- Security fence upgrades - \$9,108
- Security fence painting - \$2,950
- Carpet upgrade in band room - \$21,149



Coronado



AMPHITHEATER

Public Schools



Cross Middle School

Bond Projects Completed:

- Wrestling room improvements
- \$359,900



AMPHITHEATER

Public Schools



El Hogar / Land Lab

- **Bond Projects Completed:**
- HVAC replacement building A - \$19,553



AMPHITHEATER

Public Schools



Harelson

Bond Projects Completed:

- PA upgrades - \$39,093
- Classroom carpet upgrade building B - \$21,189
- Preparation for new boiler - \$16,488



Keeling

Bond Projects Completed:

- Paint playground equipment - \$8,800
- Intercom & PA upgrades - \$30,134
- Parking lot renovations - \$33,209
- HVAC control upgrades - \$32,898



La Cima

Bond Projects Completed:

- Replace pumps, cooling tower & condenser in central plant - \$351,932
- Renovation for Maker Space - \$1,741
- Smoke detector replacements MPR - \$21,814



Nash

Bond Projects Completed:

- Intercampus security fence improvements - \$17,576
- Install drinking fountain in building G - \$6,636



Painted Sky

Bond Projects Completed:

- PA system upgrades - \$58,793
- Carpet replacement music room - \$6,431
- Maker space renovation - \$20,606



Rio Vista

- **Bond Projects Completed:**
- Basketball court replacement - \$27,070
- Building C lighting replacement - \$88,685
- Maker Space - \$23,507



Walker

Bond Projects Completed:

- Paint playground/campus - \$24,372
- Security fencing installation - \$91,785
- Creation of single point of entry - \$110,036
- Maker Space classroom 19 - \$37,845
- PA system upgrades - \$55,039
- Roofing repairs - \$4,938



Walker



Wilson

Bond Projects Completed:

- Boiler/flu replacement - \$85,673
- Replace lighting in front walkway - \$20,040
- PA exterior & restroom speaker additions
- \$20,630
- Library/700 wing control upgrades - \$103,612
- Fire alarm control panel replacement - \$28,694
- Carpet replacement in building C - \$34,619
- HVAC renovation - \$57,466
- Bus loop non-adjacent ways - \$56,321



Wilson



Building System	Current Deficiencies	Bond Expenditures	SFB Expenditures	Adjacent Ways	Total Expenditures
	2018				
TOTAL	33,050,562	3,450,813	2,007,007	80,437	5,538,257
Site Structures					
Parking Lots / Drives	1,877,841	89,530		76,593	166,123
Gates and Fencing	392,258	330,236			330,236
Walkways and Patios	104,000	113,275		3,844	117,119
Athletic Courts	384,429	289,736			289,736
Exterior Bleachers	49,545				-
Exterior Surfaces					-
Exterior Enclosure	726,472	134,520	5,300		139,820
Eaves and Overhangs	198,165				-
Exterior Doors	252,118				-
Exterior Windows	251,710				-
Interior Surfaces					-
Interior Brick and Steel	93,266				-
Drywall	58,584	48,650			48,650
Flooring	884,008	231,951			231,951
Tile	226,440	61,161			61,161
Ceilings	641,206				-
Bathroom Partitions	105,292				-
Interior Doors	278,423				-
Operable Walls	143,208				-
Built in furniture	1,251,367	122,324			122,324
Interior Windows	52,111				-
Roofing					-
Roof System	3,445,896	9,611	1,673,725		1,683,336
Flashings and curbing	497,993	11,000			11,000
Drains	35,503	8,224			8,224
Grounds					-
Turf	219,059				-
Non-turf	149,059				-
Plant Materials	109,620				-
Athletic Fields	34,143	82,965			82,965
Playgrounds	-	49,641			49,641
Drainage	288,200		3,205		3,205
Trees	122,398				-
Irrigation					-
Turf Irrigation	67,307				-
Non-turf Irrigation	53,845				-
Plant Material Irrigation	40,384				-
Athletic Field Irrigation	9,429				-
Wells	46,825	22,560			22,560
Tree Irrigation	26,923				-



Building System	Current Deficiencies	Bond Expenditures	SFB Expenditures	Adjacent Ways	Total Expenditures
	2018				-
Plumbing					-
Sewer Mains	918,713				-
Waterheaters	587,260				-
Domestic Water	699,676	37,843			37,843
Gas Distribution	562,411				-
Fixtures and Valves	516,171	31,373			31,373
Backflows	176,956				-
Trap and Septic Systems	358,521				-
Swimming Pools	-				-
Disposal Lift Stations	76,252				-
HVAC					-
Boilers	497,458	85,673	65,267		150,940
Chillers	659,214	113,219			113,219
Cooling Towers	426,521	238,713			238,713
Energy Management	931,364	142,002			142,002
Fan Coils	863,726	87,617			87,617
Heat Pumps	592,953				-
Heating Systems	52,080				-
Package Refrigeration	640,270	142,519	5,250		147,769
Multizone Systems	195,816	212,376	108,728		321,104
Split Systems	279,064	240,742			240,742
Evaporative Coolers	325,750				-
Electrical					-
Switchgear	3,293,395				-
Transformers	1,047,123				-
Interior Lighting	1,024,102	129,459			129,459
Exterior Lighting	336,880	20,040			20,040
Emergency Lighting	332,323				-
Recepticals	822,095				-
Dimmer Systems	65,602				-
Emergency Generators	-				-
Inverters	22,384				-
Special Systems					-
Fire Alarms	1,532,895	55,763	145,532		201,295
Fire Sprinklers	616,851				-
Clocks	574,318				-
Access Control	198,115	74,126			74,126
Intercoms	466,118	233,964			233,964
Intrusion Alarms	50,293				-
Special Equipment					-
Bleachers	5,164				-
Elevators and Lifts	-				-
ADA Door Openers	58,493				-
Lockers	82,625				-
Stage Rigging	-				-
Skylighting	43,345				-
Kilns	1,238				-



Bond Expenditure Transportation

\$552,171 - purchased 4 buses



AMPHITHEATER

Public Schools



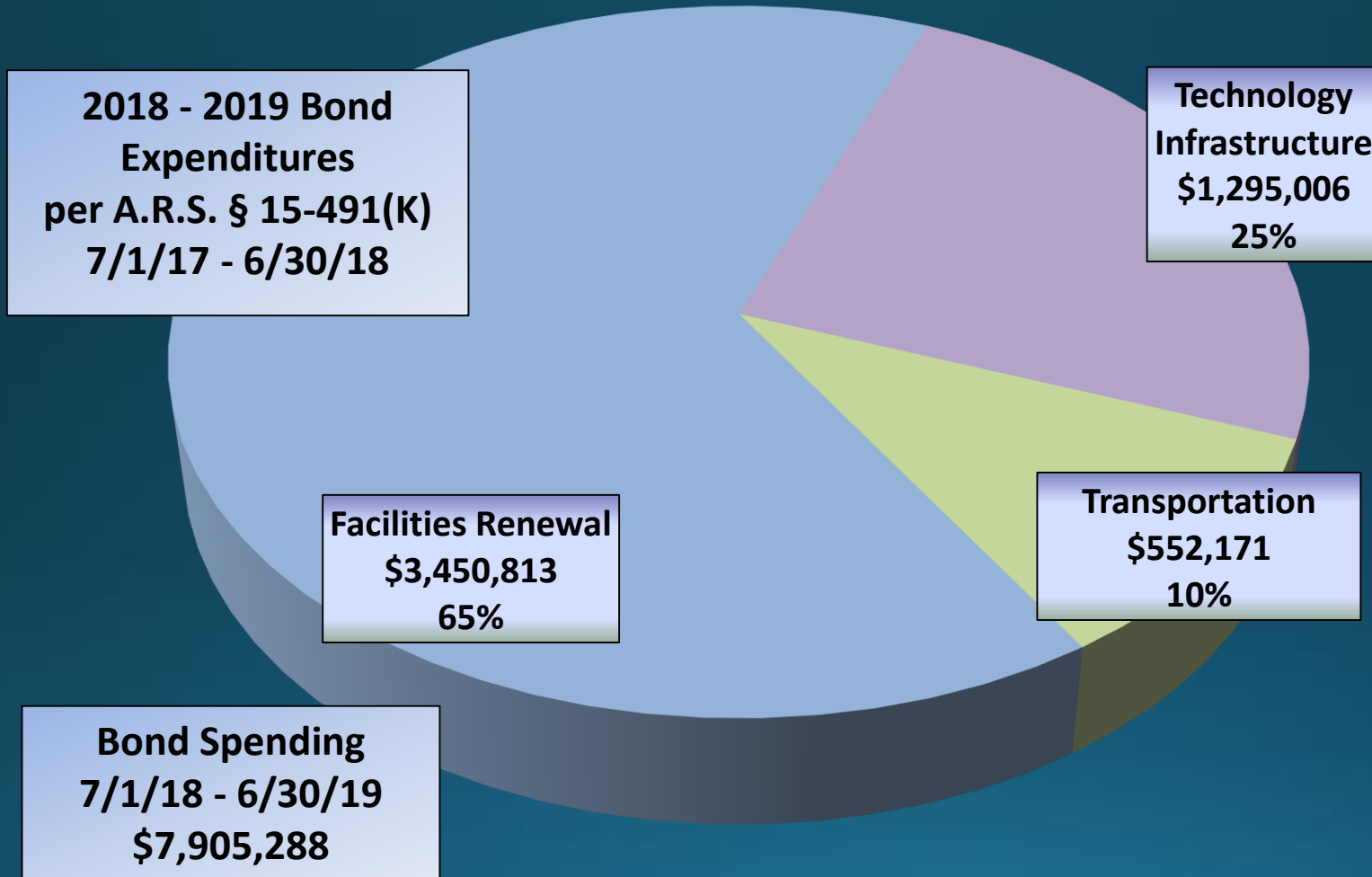
Bond Expenditure - Technology

\$1,295,006

- Purchase of routers - \$205,122
- District wide cabling - \$1,089,884



	Expended SY 18-19	Total Expended	Amount Authorized	Remaining Balance
Transportation	\$552,171.00	\$1,538,696.00	\$6,000,000.00	\$4,461,304.00
Facilities Renewal	\$3,450,813.00	\$8,911,497.00	\$36,000,000.00	\$27,088,503.00
Technology Infrastructure	\$1,295,006.00	\$2,815,538.00	\$16,000,000.00	\$13,184,461.60
Total	\$5,297,990.00	\$13,265,731.40	\$58,000,000.00	\$44,734,268.60



Questions?



AMPHITHEATER
P u b l i c S c h o o l s

