

APPROVED BY NCHD
COMMISSIONERS COURT
Wednesday September 10, 2025



NUECES COUNTY HOSPITAL DISTRICT
OPERATING BUDGET

FISCAL YEAR 2026



GENERAL FUND

SPECIAL REVENUE - TOBACCO FUND

SPECIAL REVENUE – OPIOID SETTLEMENT FUND

SPECIAL REVENUE – INDIGENT CARE FUND



APPROVED BY NCHD
BOARD OF MANAGERS
Tuesday August 26, 2025

TAX RATE: 0.089495

(No New Revenue Rate)

8/27/2025

10:46 AM

NUECES COUNTY HOSPITAL DISTRICT

BUDGET - GENERAL FUND

FOR THE YEAR ENDING SEPTEMBER 30, 2026

	Column 1		Column 2		Column 3	Column 4		Column 5
	Fiscal 2026 Budget		Fiscal 2025 Budget		Budget 2026 vs. 2025	Fiscal 2025 Est. Actual		Est. Act vs F2026 Bud
Explanation								
REVENUES								
Property Taxes:								
1 Current	40,066,206	29.17%	39,196,133	23.89%	870,073	40,413,862	22.01%	(347,656)
2 Delinquent	426,236	0.31%	421,464	0.26%	4,772	427,264	0.23%	(1,028)
3 Penalties & Interest	400,662	0.29%	391,961	0.24%	8,701	386,501	0.21%	14,161
4 Total Property Tax Revenue	40,893,104	29.77%	40,009,558	24.39%	883,546	41,227,627	22.46%	(334,523)
5 Spohn Corporate Membership Revenue	95,200,000	69.31%	122,980,000	74.97%	(27,780,000)	138,324,498	75.34%	(43,124,498)
6 Investment Income	1,110,676	0.81%	904,124	0.55%	206,552	3,853,486	2.10%	(2,742,810)
7 Other Income	150,000	0.11%	150,000	0.09%	0	184,778	0.10%	(34,778)
8 Total Other Revenues	96,460,676	70.23%	124,034,124	75.61%	(27,573,448)	142,362,762	77.54%	(45,902,086)
9 TOTAL REVENUES	137,353,781	100%	164,043,683	100%	(26,689,902)	183,590,389	100%	(46,236,608)
OPERATING EXPENSES								
10 Intergovernment Transfers	135,159,558	84.76%	153,092,697	87.45%	(17,933,139)	166,477,626	89.04%	(31,318,068)
11 Emergency Residency Program Support	3,198,125	2.01%	1,763,750	1.01%	1,434,375	1,763,751	0.94%	1,434,374
12 County Healthcare Services	14,506,894	9.10%	12,114,275	6.92%	2,392,619	13,095,667	7.00%	1,411,227
13 Salaries	2,235,456	1.40%	2,183,502	1.25%	51,955	1,903,968	1.02%	331,488
14 Benefits	1,121,884	0.70%	1,055,671	0.60%	66,213	914,627	0.49%	207,257
15 Legal & Professional Fees	891,500	0.56%	1,817,000	1.04%	(925,500)	921,308	0.49%	(29,808)
16 Purchased Services	731,000	0.46%	711,850	0.41%	19,150	564,276	0.30%	166,724
17 Tax Assessor / Appraisal Collection Fees	830,000	0.52%	815,000	0.47%	15,000	796,285	0.43%	33,715
18 Supplies & Materials	26,000	0.02%	24,000	0.01%	2,000	21,387	0.01%	4,613
19 Rent & Leases	159,000	0.10%	157,000	0.09%	2,000	137,733	0.07%	21,267
20 Repairs & Maintenance	14,000	0.01%	12,000	0.01%	2,000	5,103	0.00%	8,897
21 Telephone & Utilities	102,400	0.06%	59,500	0.03%	42,900	50,314	0.03%	52,086
22 Insurance	48,500	0.03%	48,000	0.03%	500	37,018	0.02%	11,482
23 Administrative & General	226,000	0.14%	975,000	0.56%	(749,000)	180,155	0.10%	45,845
24 Capital Outlay	210,000	0.13%	229,000	0.13%	(19,000)	104,526	0.06%	105,474
25 Extraordinary	5,000	0.00%	5,000	0.00%	0	0	0.00%	5,000
26 TOTAL EXPENDITURES	159,465,317	100%	175,063,245	100%	(15,597,927)	186,973,744	100%	(27,508,427)
27 EXCESS (DEFICIENCY) OF REVENUES OVER EXPENDITURES BEFORE OTHER SOURCES & USES	(22,111,537)		(11,019,562)		(11,091,975)	(3,383,355)		(18,728,182)
NON-OPERATING SOURCES (USES)								
28 Operating Transfer In (Tobacco Fund)	700,000		650,000		50,000	856,000		(156,000)
29 Operating Transfer Out (Indigent Care Fund)	0				0	0		0
30 TOTAL EXCESS (DEFICIENCY) OF REVENUES OVER EXPENDITURES	(21,411,537)		(10,369,562)		(11,041,975)	(2,527,355)		(18,884,182)
31 FUND BALANCE, BEGINNING OF PERIOD	79,318,697		57,334,764			81,846,052		
32 FUND BALANCE, END OF PERIOD	57,907,160		46,965,202			79,318,697		
33 FUND BALANCE, END OF PERIOD (NET OF COMMITTED FUNDS)	45,153,418		28,514,599			44,318,697		

NUECES COUNTY HOSPITAL DISTRICT
CONSOLIDATED BUDGET - FOR THE GENERAL FUND, &
SPECIAL REVENUE-TOBACCO & INDIGENT CARE FUNDS
FOR THE YEAR ENDING SEPTEMBER 30, 2026

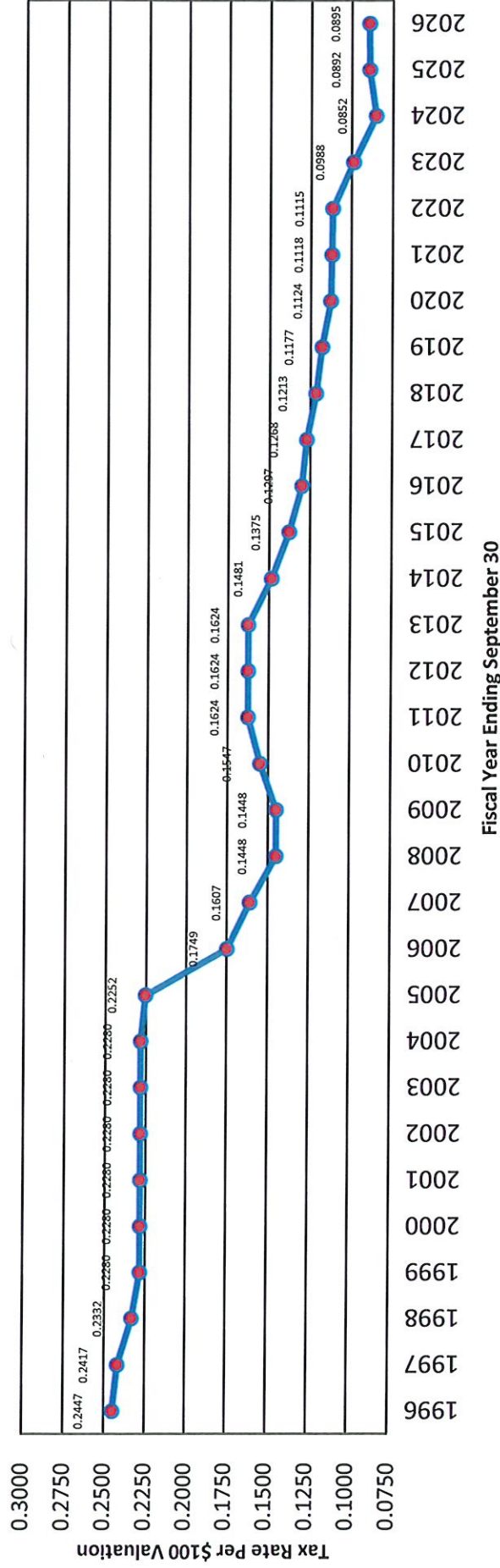
Tax Rate: 0.089495 (No-New-Revenue Rate)

	Explanation	General Fund	Tobacco Settlement Fund	Opioid Settlement Fund	Indigent Care Fund	Total
	REVENUES					
1	Property Taxes	40,893,104	0	0	0	40,893,104
2	Spohn Corporate Membership Revenue	95,200,000	0	0	0	95,200,000
3	Investment Income	1,110,676	0	34,351	943,306	2,088,334
4	Other Income	150,000	0	0	0	150,000
5	Tobacco Settlement Proceeds	0	700,000	0	0	700,000
6	Opioid Settlement Proceeds	0	0	0	0	0
7	TOTAL REVENUES	137,353,781	700,000	34,351	943,306	139,031,438
	OPERATING EXPENSES					
8	Intergovernmental Transfers	135,159,558	0	0	0	135,159,558
9	Emergency Residency Program Support	3,198,125	0	0	0	3,198,125
10	County Healthcare Services	14,506,894	0	0	0	14,506,894
11	Salaries	2,235,456	0	0	0	2,235,456
12	Benefits	1,121,884	0	0	0	1,121,884
13	Legal & Professional Fees	891,500	0	0	36,000	927,500
14	Purchased Services	731,000	0	1,200,000	0	1,931,000
15	Tax Assessor / Appraisal Collection Fees	830,000	0	0	0	830,000
16	Supplies & Materials	26,000	0	0	0	26,000
17	Rent & Leases	159,000	0	0	0	159,000
18	Repairs & Maintenance	14,000	0	0	0	14,000
19	Telephone & Utilities	102,400	0	0	0	102,400
20	Insurance	48,500	0	0	0	48,500
21	Administrative & General	226,000	0	0	0	226,000
22	Capital Outlay	210,000	0	0	0	210,000
23	Extraordinary/Tax Refund	5,000	0	0	0	5,000
24	Debt Service	0	0	0	0	0
25	TOTAL EXPENDITURES	159,465,317	0	1,200,000	36,000	160,701,317
26	EXCESS (DEFICIENCY) OF REVENUES OVER EXPENDITURES BEFORE OTHER SOURCES & USES	(22,111,537)	700,000	(1,165,649)	907,306	(21,669,879)
	NON-OPERATING SOURCES (USES)					
27	Operating Transfers In	700,000	0	0	0	700,000
28	Operating Transfers Out	0	(700,000)	0	0	(700,000)
29	TOTAL EXCESS (DEFICIENCY) OF REVENUES OVER EXPENDITURES	(21,411,537)	0	(1,165,649)	907,306	(21,669,879)
30	FUND BALANCE, BEGINING OF PERIOD	79,318,697	0	2,922,883	62,800,375	145,041,955
31	FUND BALANCE, END OF PERIOD	57,907,160	0	1,757,234	63,707,682	123,372,075
32	FUND BALANCE, END OF PERIOD (NET OF COMMITTED FUNDS)	45,153,418	0	1,757,234	63,707,682	110,618,334

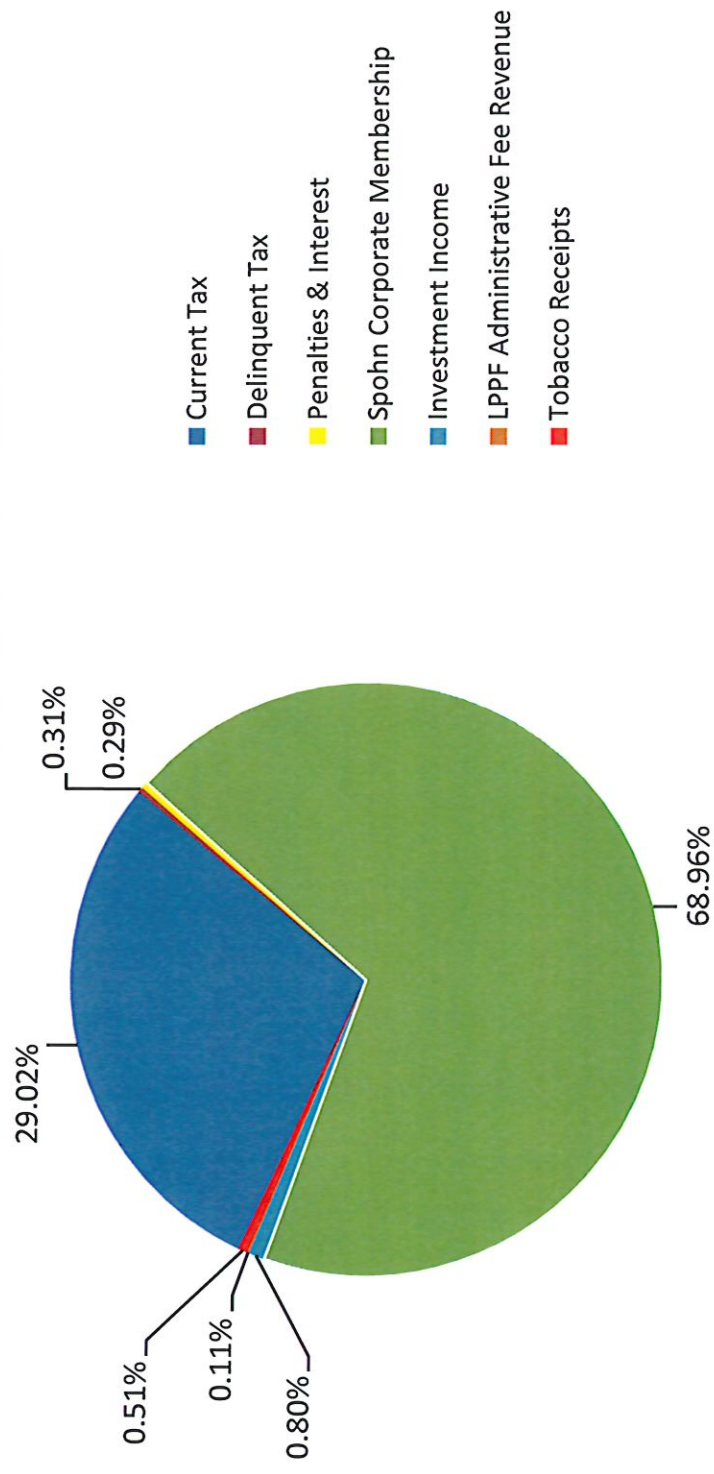
Nueces County Hospital District
County Healthcare Department Expenditures
Fiscal Year 2026

	Program	Budget 2026	%	Budget 2025	Difference	Projected 2025	Difference Bud26 v. Proj
	<u>Mental Healthcare Services</u>						
1	a MHID (State Match Program)	969,129	6.7%	969,129	0	969,129	0
	b MHID - Jail Programs	1,500,000	10.3%	2,550,000	(1,050,000)	2,449,701	(949,701)
	Subtotal Mental Healthcare Services	2,469,129	17.0%	3,519,129	(1,050,000)	3,418,830	(949,701)
2	<u>Health Department (Operating Expenditures)</u>						
	Health Department	1,800,000	12.4%	1,765,296	34,704	1,765,296	34,704
	Robstown Public Health Salaries & Benefits	0	0.0%	38,000	(38,000)	38,000	(38,000)
	Mobile Clinic	60,000	0.4%	60,000	0	60,000	0
		1,860,000	12.8%	1,863,296	(3,296)	1,863,296	(3,296)
3	<u>Emergency Medical Services</u>	650,000		650,000		650,000	
	City of Robstown						
	City of Port Aransas						
	Emergency Services District #1 (Annaville)						
	Emergency Services District #2 (Flour Bluff)						
	Emergency Services District #4 (Bluntzer)						
	Emergency Services District #6 (Bishop)						
		650,000	4.5%	650,000	0	650,000	0
4	<u>Juvenile Detention Center-Health Services</u>	474,000	3.3%	474,000	0	474,000	0
	Various Health-related Services						
5	<u>County Jail Healthcare Services</u>	8,532,015	58.8%	5,202,850	3,329,165	6,284,541	2,247,474
	Armor/Wexford Correctional Healthcare Services						
6a	Cenikor	60,000	0.4%	60,000	0	60,000	0
6b	Council on Alcohol & Drug Abuse	50,000	0.3%	50,000	0	50,000	0
7	County Diabetes Awareness Program	60,000	0.4%	50,000	10,000	50,000	10,000
8	HALO-Flight Funding	15,750	0.1%	15,000	750	15,000	750
9	<u>Public Health Grants</u>						
	Coastal Bend Wellness Foundation	85,000	0.6%	85,000	0	85,000	0
	Amistad Community Health Center	85,000	0.6%	85,000	0	85,000	0
	Nueces County Jail Medivan	101,000	0.7%	0	101,000	0	101,000
	Area Health Education Center (AHEC)	65,000	0.4%	60,000	5,000	60,000	5,000
		336,000	2.3%	230,000	106,000	230,000	106,000
	TOTALS	14,506,894	100.0%	12,114,275	2,392,619	13,095,667	1,411,227


Nueces County Hospital District Tax Rate History FY 1996-2026



Nueces County Hospital District General Fund FY 2026 Revenue Sources



Nueces County Hospital District General Fund FY 2026 Expenditures



Nueces County Hospital District FY 2004- 2026 Indigent Care & General Fund

