



Superintendent's Report to the Governing Board

October 5, 2021





Around the Schools



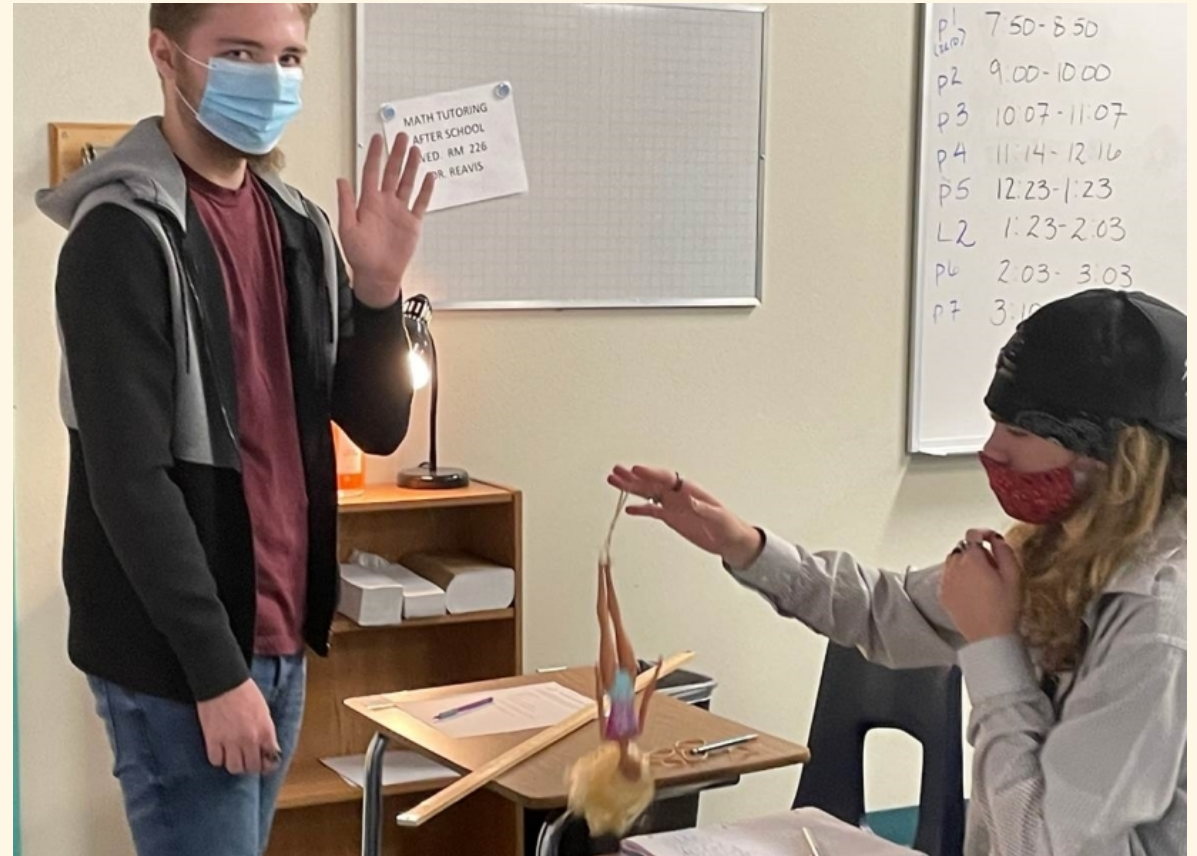
The CDO Mountain Bike Team is having a great season. They won their division a couple of weeks ago, and as of last week ranked first out of 29 teams in the season standings!



Mr. Kuhn shows students at Rio Vista how a hover board works, and then the kids got to ride it. It was a thrill for everyone, and an example of engineering and motorization.



Around the Schools



Barbies, and some Kens, did a little bungee jumping in Ms. Ambrosio's AP Statistics class at Ironwood Ridge High School last week. The adventurous dolls helped students learn about correlation and linear equations.



Around the Schools



Cross Middle School hosted Life Beyond Books, a program developed by the Amphi Foundation to bring career professionals onto sites to provide eighth-graders with hands-on opportunities to learn about a variety of careers, including law enforcement, culinary, HVAC, plumbing and more. Coronado K-8 also held Life Beyond Books last month.



Around the Schools



One of the first aspiring female Eagle Scouts in Pima County is a student at Coronado K-8 who chose to do her Eagle Scout project at Painted Sky Elementary School, where her brother is a student. Ivanna Viloría Enciso led a team to build a Ga-Ga Ball pit designed so that everyone, including individuals in wheelchairs, can participate in Ga-Ga ball games.



Hot Off the Press



Rachelle Ferris
Innovation Academy Third Grade Teacher
Arizona Science Teachers Association
"Elementary School Teacher of the Year for 2021"



Thank You



Amphi Middle School



Canyon del Oro High School



Holaway Elementary School

The Amphi Foundation held its annual Bowl-A-Thon fundraiser and District staff get-together last week. This is always a great event for our staff and is an important fundraiser for the Foundation. Thank you to all who participated and to the Foundation for hosting it after last year's COVID-19 cancellation. Particular thanks to the main sponsors of the event: Core Construction, Tucson Subaru, Pueblo Mechanical, Chasse Building Team, Sunland Asphalt, and Midstate Energy.



COVID-19 by the numbers

- First case of COVID-19 in U.S. was in January 2020
- Since that date, it has infected over 40 million in the U.S.
- It has killed over 700,000 Americans
- In recent weeks, it has been resulting in over 1,500 American deaths every day
- Cases thus far: 1.1M (AZ); 136,704 (PC); 14,853 (Amphi Residents)
- Deaths thus far: 20,211 (AZ); 2,664 (PC); 380* (Amphi Residents)
- Vaccinations thus far: 57.6% (AZ); 54.2% (PC); 70.03% (Amphi)

*2nd highest sch. dist. death rate



Pima County Metrics -- As of 10/1/21

Disease Data

Cases over two consecutive weeks (with complete reporting of cases)

Percent Positivity

COVID-19 like illness



| Criteria not met | Progress | Criteria met |
|------------------|----------|--------------|
| Criteria not met | Progress | Criteria met |
| Criteria not met | Progress | Criteria met |
| Criteria not met | Progress | Criteria met |

Health Care System Availability

Lab Testing Availability and Utilization

Hospital Bed Capacity

Sufficient Personal Protective Equipment (PPE) for Emergency Responders

| Criteria not met | Progress | Criteria met |
|------------------|----------|--------------|
| Criteria not met | Progress | Criteria met |
| Criteria not met | Progress | Criteria met |
| Criteria not met | Progress | Criteria met |

Public Health Tracking and Investigation

Timely case investigation

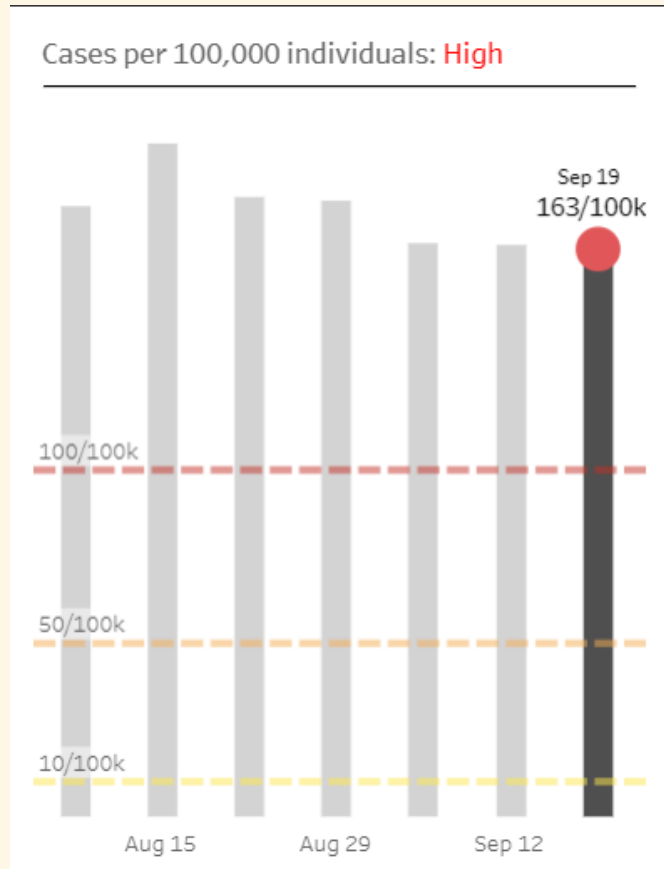
Testing of symptomatic contacts within 48 hours

Facilities/support for patients who can't be discharged home - Statewide

| Criteria not met | Progress | Criteria met |
|------------------|----------|--------------|
| Criteria not met | Progress | Criteria met |
| Criteria not met | Progress | Criteria met |
| Criteria not met | Progress | Criteria met |

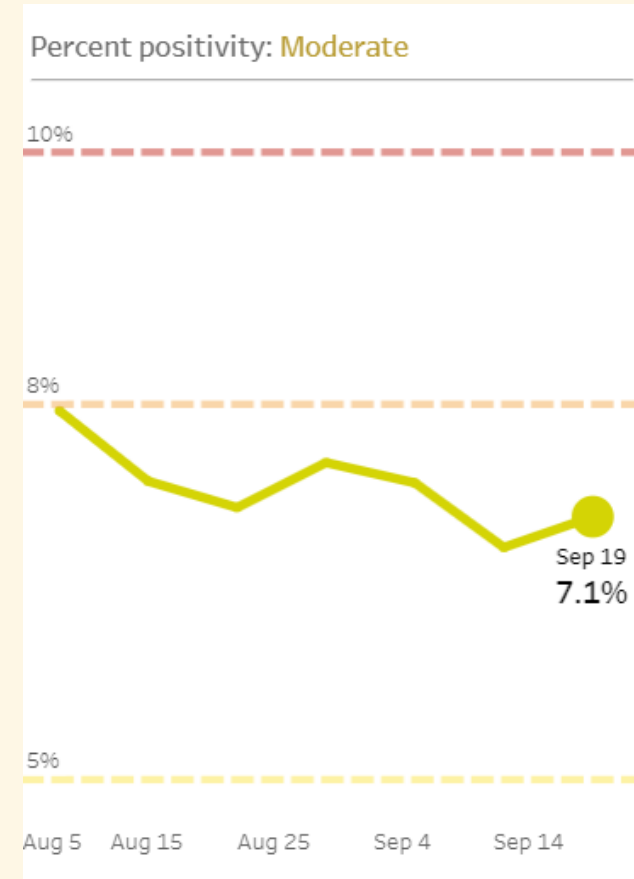


AZDHS Data for Pima County (9/23/21)



Week of September 12: 164 cases per 100K population
 Week of September 5: 165 cases
 Week of August 29: 177 cases
 Week of August 22: 178 cases

Week of September 12: Test positivity rate = 6.9%
 Week of September 5: 7.4%
 August 29: 7.5%
 Week of August 22: 7.2%
 Week of August 15: 7.4%





Current Pima County Transmission Level: High

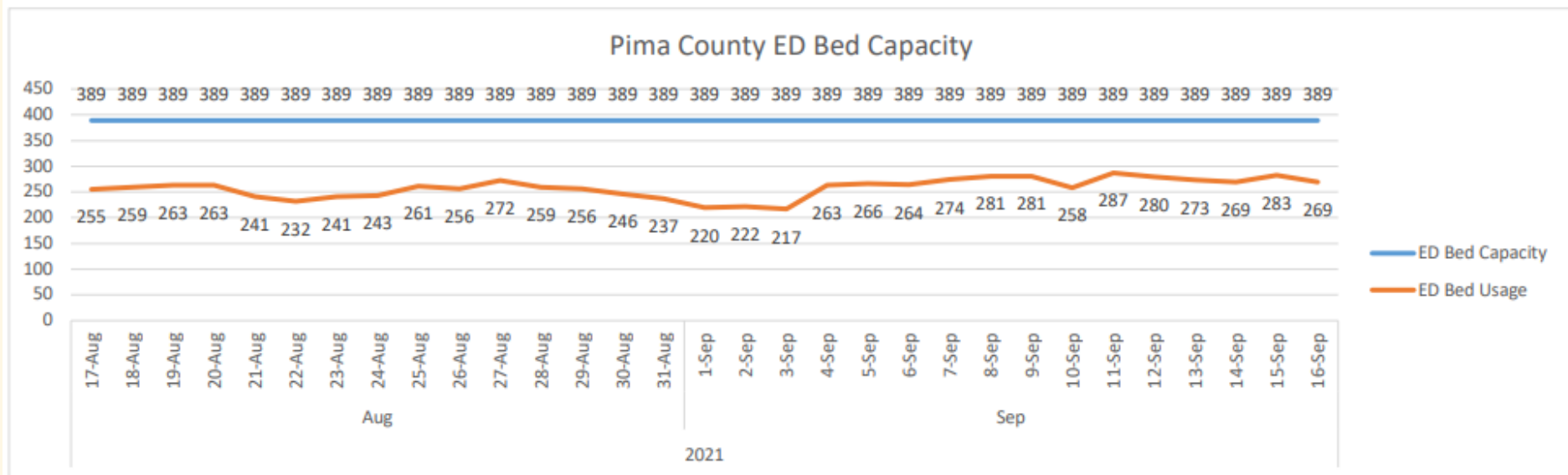
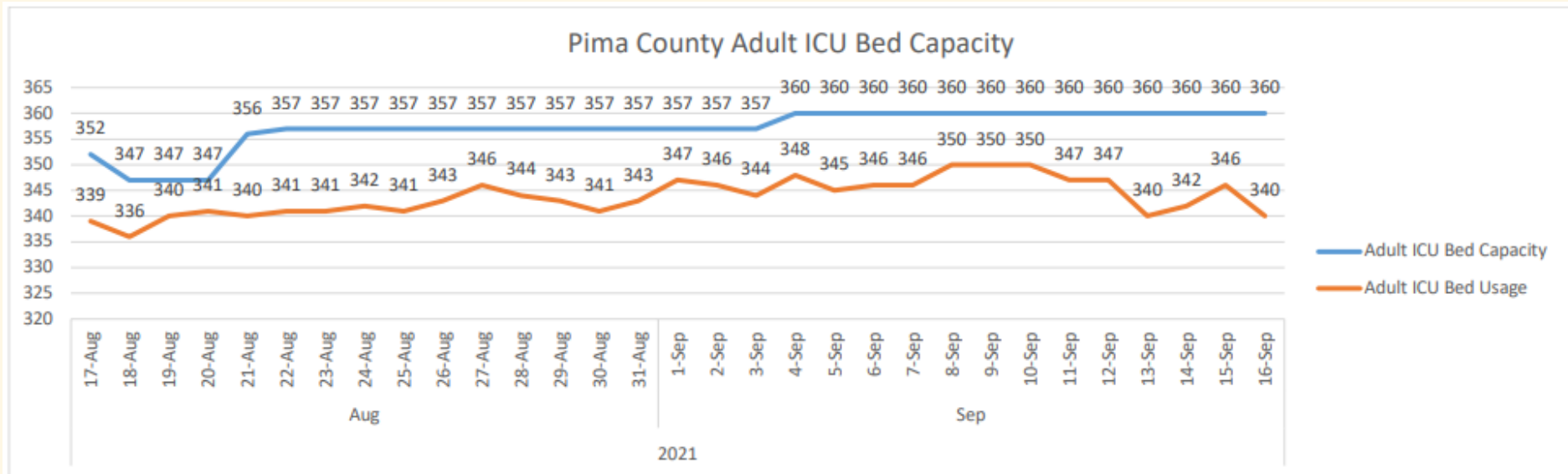
| Indicator | Low Transmission | Moderate Transmission | Substantial Transmission | High Transmission |
|---|------------------|-----------------------|--------------------------|-------------------|
| Total new cases per 100,000 persons in the last 7 days | 0 - 9 | 10 - 49 | 50 - 99 | ≥ 100 |
| Percentage of nucleic acid amplification tests (NAATs) that are positive during the past 7 days | <5.0% | 5.0% - 7.9% | 8.0% - 9.9% | ≥ 10.0% |

↑
Percent of Positivity (7.1%)

↑
Cases per 100 K (164)



Health Care System Metrics





School Cases – Pima County

School Cases

As reported since July 20, 2021.

Total cases: 947

Outbreaks: 33

Last updated: 8/23/21, 2:05 p.m.

| District/category | Cases |
|--------------------------------|-------|
| Altar Valley | <10 |
| Amphitheater | 99 |
| Catalina Foothills | 11 |
| Continental | <10 |
| Flowing Wells | 23 |
| Marana | 184 |
| Sahuarita | 42 |
| Sunnyside | 68 |
| Tanque Verde | 16 |
| Tucson Unified | 139 |
| Vail | 197 |
| Other | 157 |

School Cases

As reported since July 20, 2021.

Updated Tuesdays & Fridays

Total cases: 1,884

Outbreaks: 66

Last updated: 9/14/21, 9:30 a.m.

| District/category | Cases |
|------------------------------------|-------|
| Amphitheater | 203 |
| Catalina Foothills | 37 |
| Continental | <10 |
| Flowing Wells | 61 |
| Marana | 270 |
| Sahuarita | 90 |
| Sunnyside | 163 |
| Tanque Verde | 24 |
| Tucson Unified | 403 |
| Vail | 256 |
| Other | 322 |

School Cases

As reported since July 20, 2021.

Updated Tuesdays & Thursdays.

Total cases: 2,163

Outbreaks: 71

Last updated: 9/21/21, 11:40 a.m.

| District/category | Cases |
|------------------------------------|-------|
| Amphitheater | 237 |
| Catalina Foothills | 41 |
| Continental | <10 |
| Flowing Wells | 68 |
| Marana | 297 |
| Sahuarita | 103 |
| Sunnyside | 189 |
| Tanque Verde | 27 |
| Tucson Unified | 484 |
| Vail | 310 |
| Other | 400 |

School Cases

As reported since July 20, 2021.

Updated Tuesdays & Thursdays.

Total cases: 2,455

Outbreaks: 81

Last updated: 9/28/21, 10:15 a.m.

| District/category | Cases |
|------------------------------------|-------|
| Amphitheater | 265 |
| Catalina Foothills | 46 |
| Continental | 13 |
| Flowing Wells | 79 |
| Marana | 310 |
| Sahuarita | 112 |
| Sunnyside | 208 |
| Tanque Verde | 27 |
| Tucson Unified | 592 |
| Vail | 346 |
| Other | 457 |

School Cases

As reported since July 20, 2021.

Updated Tuesdays & Thursdays.

Total cases: 2,755

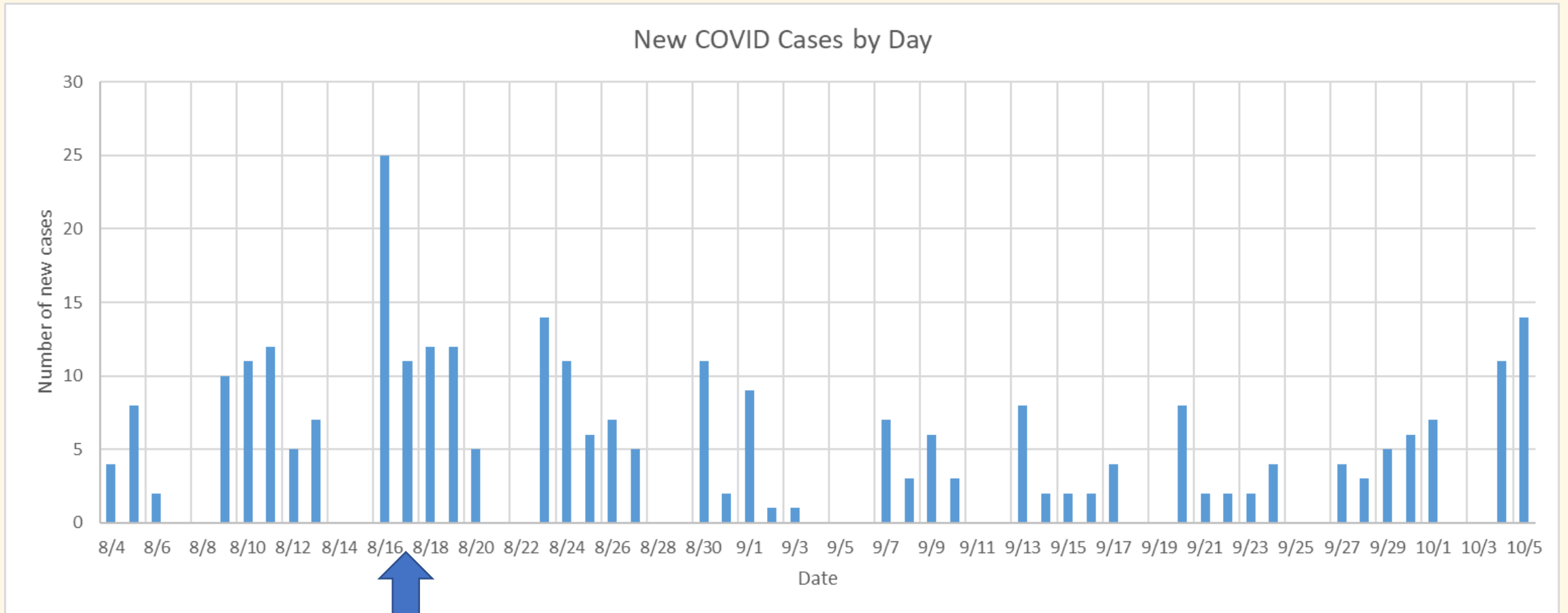
Outbreaks: 92

Last updated: 10/5/21, 12:25 p.m.

| District/category | Cases |
|------------------------------------|-------|
| Amphitheater | 298 |
| Catalina Foothills | 46 |
| Continental | 13 |
| Flowing Wells | 104 |
| Marana | 334 |
| Sahuarita | 117 |
| Sunnyside | 251 |
| Tanque Verde | 35 |
| Tucson Unified | 668 |
| Vail | 364 |
| Other | 525 |



District New Cases by Day (Current School Year)



Masking reinstated



District COVID Dashboard

Employees



1,955

Approximate Number of Amphi Employees



4

Active cases in Employees

Equates to 0.20% of Employees

Students



12,100

Approximate Number of Amphi Students



40

Active cases in Students

Equates to 0.33% of the Student Population



District COVID-19 Dashboard


Confirmed Case Data as of this morning (includes staff and students) (44 cases currently):

| | |
|------------------------------|----|
| • Amphitheater Middle School | 4 |
| • Canyon del Oro High School | 13 |
| • Copper Creek Elementary | 2 |
| • Coronado K-8 School | 1 |
| • Cross Middle School | 3 |
| • Harelson Elementary | 4 |
| • Holaway Elementary | 1 |
| • Ironwood Ridge High School | 8 |
| • Keeling Elementary School | 1 |
| • La Cima Middle School | 3 |
| • Nash Elementary School | 1 |
| • Painted Sky Elementary | 1 |
| • Rio Vista Elementary | 2 |
| • All Other District Sites | 0 |



Hosted Vaccine Clinics

| Date | Site Name | Janssen | Moderna | Pfizer | Total Vaccines Administered |
|-----------|---------------------|---------|---------|--------|-----------------------------|
| 3/28/2021 | Amphitheater High | 500 | 161 | | 661 |
| 4/11/2021 | Amphitheater High | | 80 | | 80 |
| 4/20/2021 | Amphitheater High | | 30 | | 30 |
| 4/25/2021 | Amphitheater High | | 202 | | 202 |
| 5/9/2021 | Amphitheater High | 4 | 80 | | 84 |
| 5/21/2021 | Amphitheater High | 1 | 10 | 9 | 20 |
| 9/8/2021 | Keeling Elementary | 3 | 6 | 11 | 20 |
| 5/13/2021 | Canyon Del Oro High | | | 239 | 239 |
| 9/22/2021 | Ironwood Ridge High | 5 | 3 | 10 | 18 |



Questions?

