

**Q33 Please use this comment box to provide additional information you would like to share about any of the questions asked previously.**

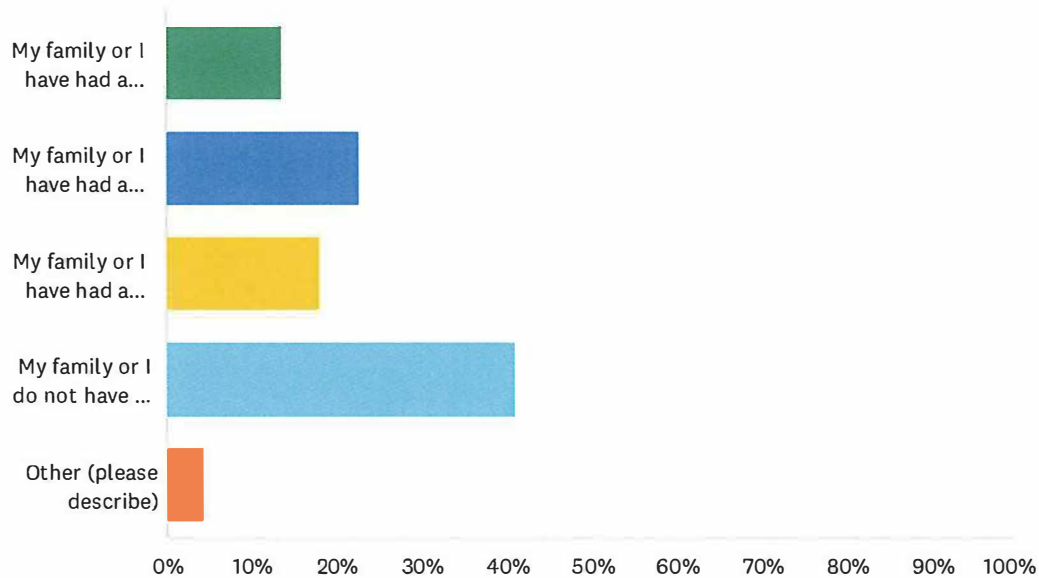
Answered: 11   Skipped: 13

Q34 Do you have a relevant story or personal experience pertaining to kindergarten in District 90 that you would like to share? If so, please insert it in the comment box.

Answered: 6 Skipped: 18

## Q35 Which statement best describes your perceived length of experience with District 90 schools?

Answered: 22 Skipped: 2



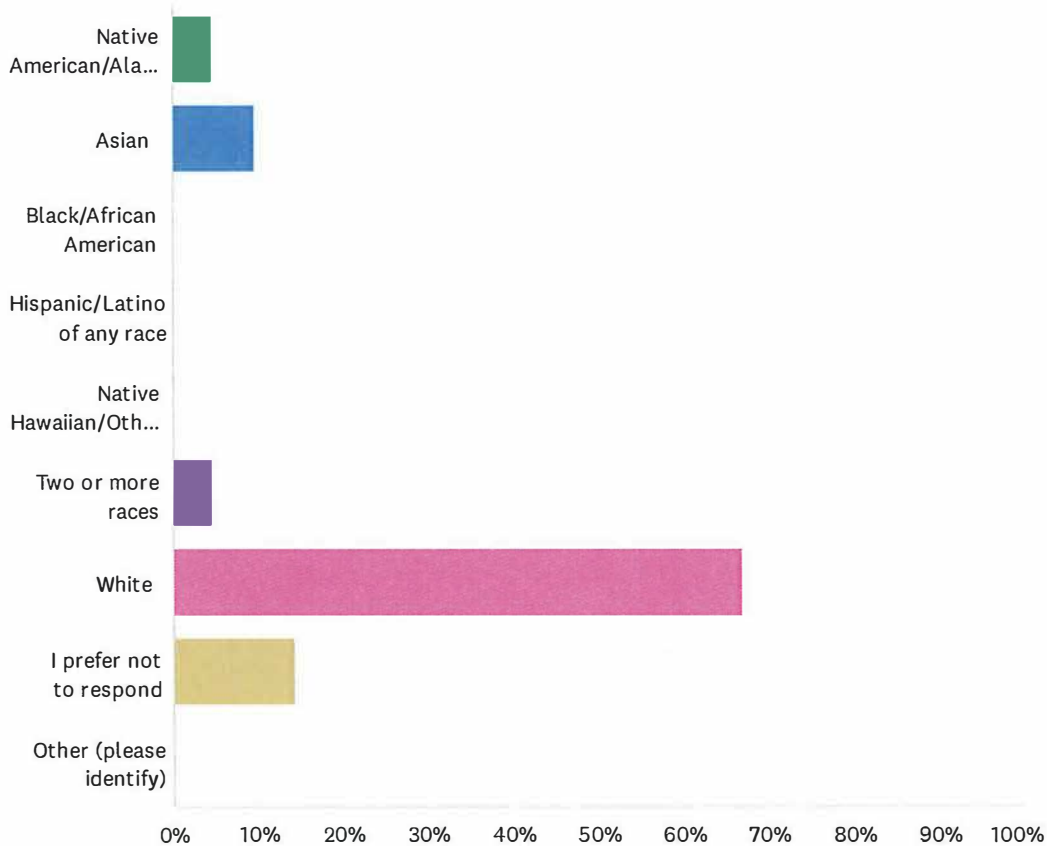
### ANSWER CHOICES

### RESPONSES

My family or I have had a lengthy relationship with District 90 schools	13.64%	3
My family or I have had a medium-length relationship with District 90 schools	22.73%	5
My family or I have had a short relationship with District 90 schools	18.18%	4
My family or I do not have a personal relationship with District 90 schools	40.91%	9
Other (please describe)	4.55%	1
<b>TOTAL</b>		<b>22</b>

## Q36 My race/ethnicity is:

Answered: 21 Skipped: 3



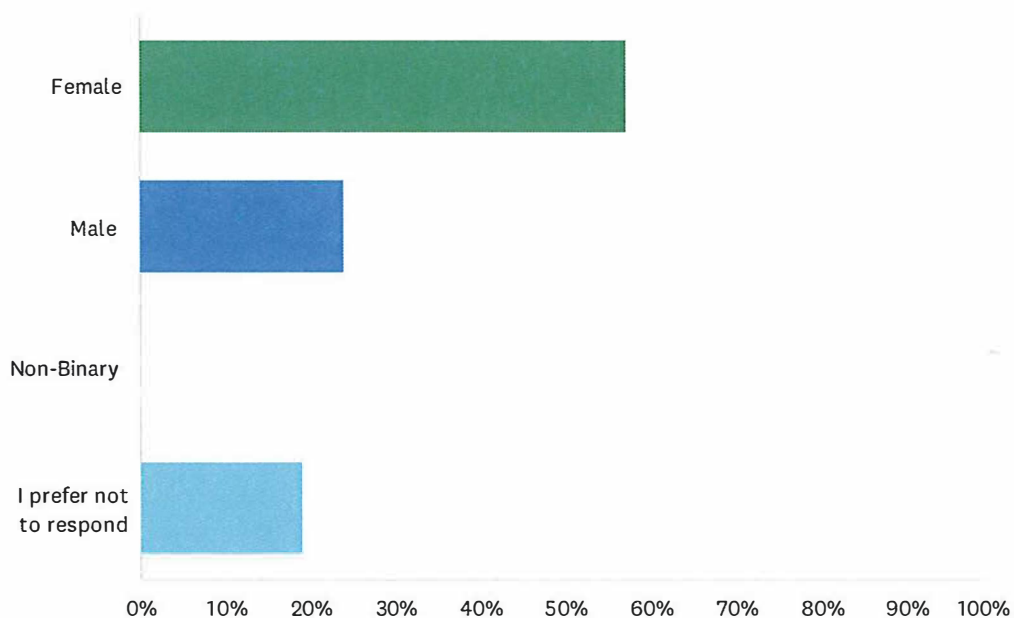
### ANSWER CHOICES

### RESPONSES

Native American/Alaska Native	4.76%	1
Asian	9.52%	2
Black/African American	0.00%	0
Hispanic/Latino of any race	0.00%	0
Native Hawaiian/Other Pacific Islander	0.00%	0
Two or more races	4.76%	1
White	66.67%	14
I prefer not to respond	14.29%	3
Other (please identify)	0.00%	0
<b>TOTAL</b>		<b>21</b>

## Q37 Which of the following best describes your gender identity?

Answered: 21 Skipped: 3



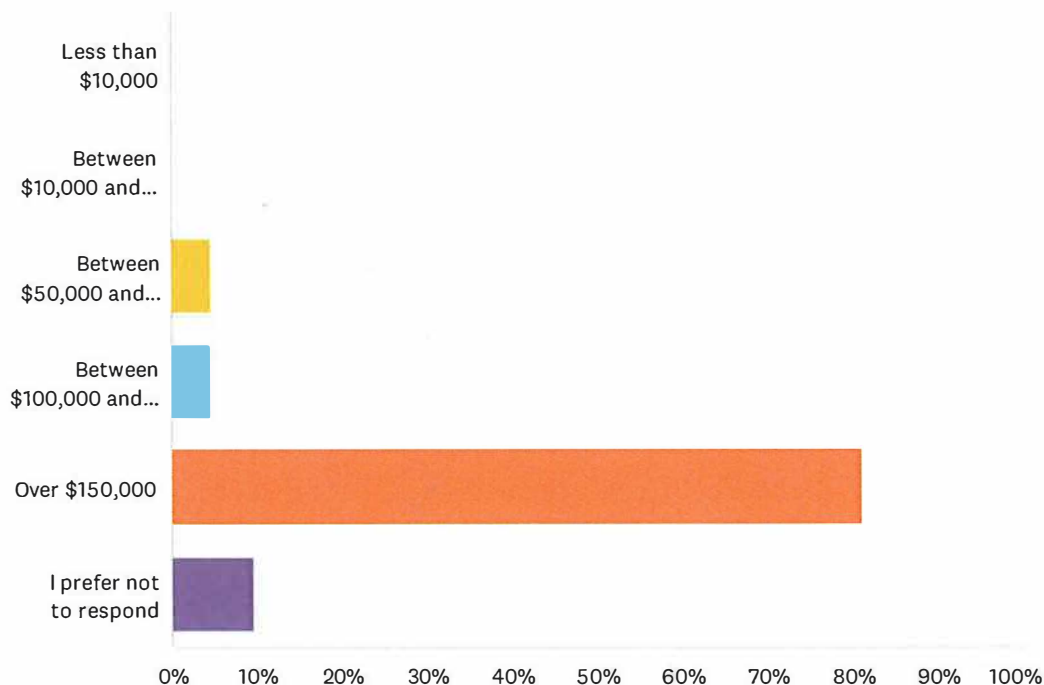
### ANSWER CHOICES

### RESPONSES

Female	57.14%	12
Male	23.81%	5
Non-Binary	0.00%	0
I prefer not to respond	19.05%	4
TOTAL		21

## Q38 Which of these categories describes your annual household income?

Answered: 21 Skipped: 3



### ANSWER CHOICES

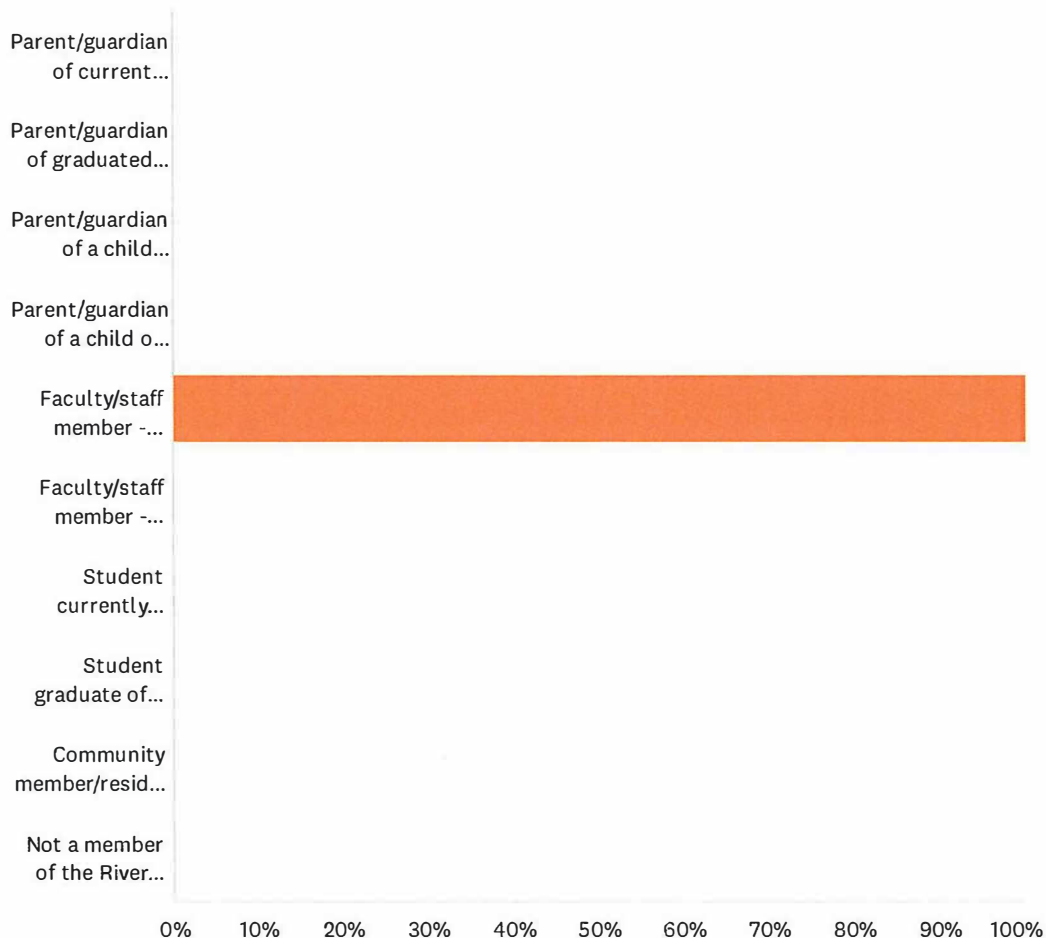
### RESPONSES

Less than \$10,000	0.00%	0
Between \$10,000 and \$50,000	0.00%	0
Between \$50,000 and \$100,000	4.76%	1
Between \$100,000 and \$150,000	4.76%	1
Over \$150,000	80.95%	17
I prefer not to respond	9.52%	2
<b>TOTAL</b>		<b>21</b>

*Faculty/Staff Member,  
District 90 Schools*

Q1 Please identify your current relationship with the River Forest District 90 school district. Please choose the answer that best reflects your relationship.

Answered: 78 Skipped: 0



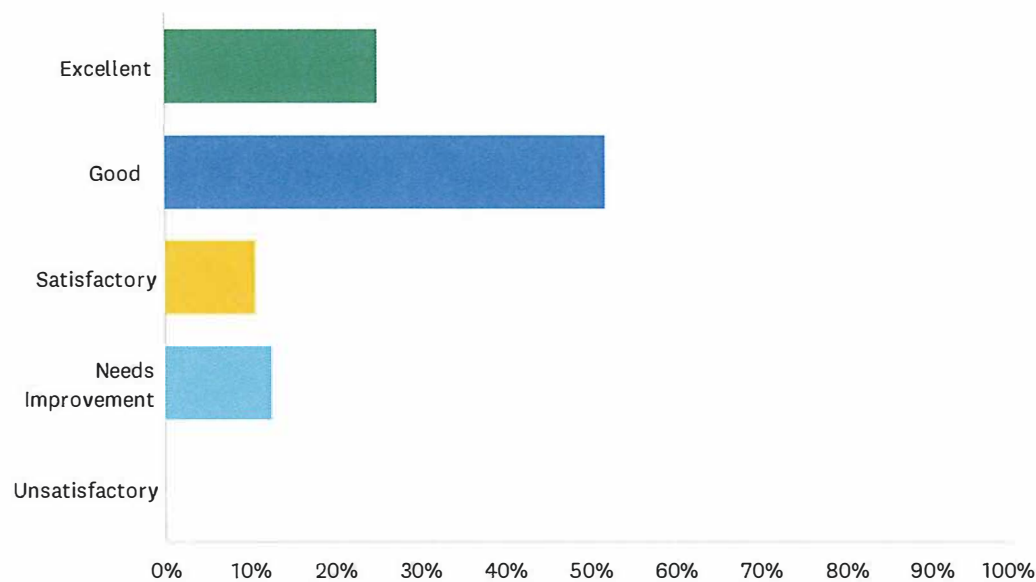


## River Forest District 90 Kindergarten Program Survey

<b>ANSWER CHOICES</b>	<b>RESPONSES</b>	
Parent/guardian of current District 90 student(s)	0.00%	0
Parent/guardian of graduated District 90 student(s)	0.00%	0
Parent/guardian of a child below the age of 5 years (River Forest resident)	0.00%	0
Parent/guardian of a child or children who attends or attended private school (River Forest resident)	0.00%	0
Faculty/staff member - District 90 schools	100.00%	78
Faculty/staff member - District 90 schools (middle school level)	0.00%	0
Student currently enrolled in District 90 schools	0.00%	0
Student graduate of District 90 schools	0.00%	0
Community member/resident of River Forest	0.00%	0
Not a member of the River Forest community	0.00%	0
<b>TOTAL</b>		<b>78</b>

Q19 How would you rate the overall kindergarten experience in District 90?

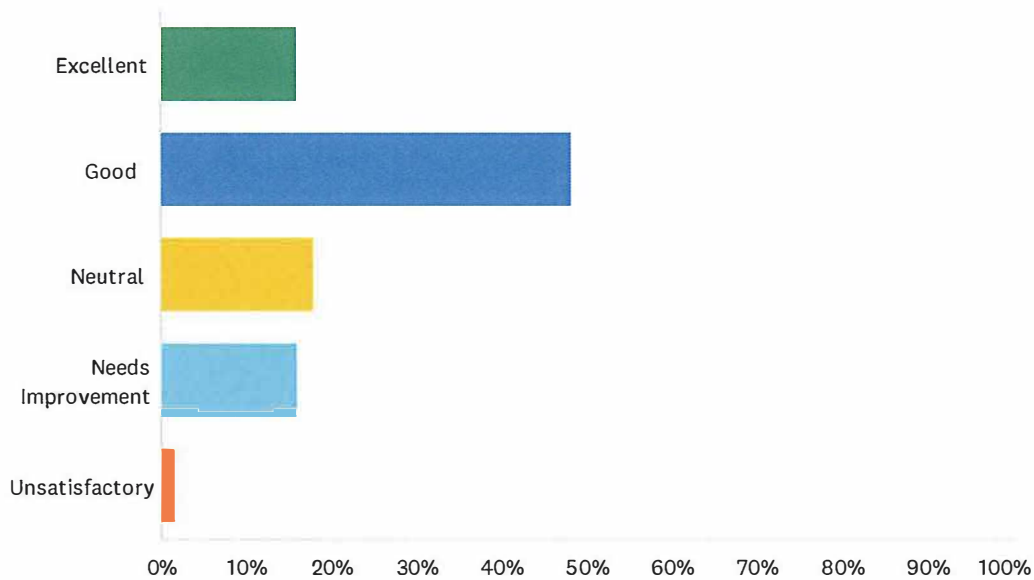
Answered: 56    Skipped: 22



ANSWER CHOICES	RESPONSES	
Excellent	25.00%	14
Good	51.79%	29
Satisfactory	10.71%	6
Needs Improvement	12.50%	7
Unsatisfactory	0.00%	0
TOTAL		56

## Q20 How would you rate the overall social development experience in the District 90 kindergarten program?

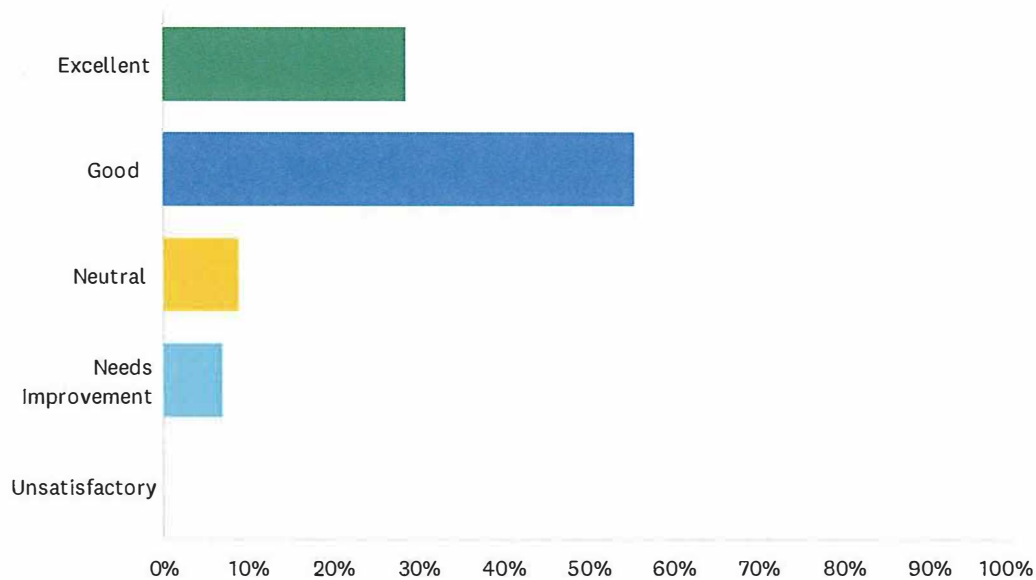
Answered: 56 Skipped: 22



ANSWER CHOICES	RESPONSES	
Excellent	16.07%	9
Good	48.21%	27
Neutral	17.86%	10
Needs Improvement	16.07%	9
Unsatisfactory	1.79%	1
TOTAL		56

## Q21 How would you rate the overall academic experience in the District 90 kindergarten program?

Answered: 56 Skipped: 22



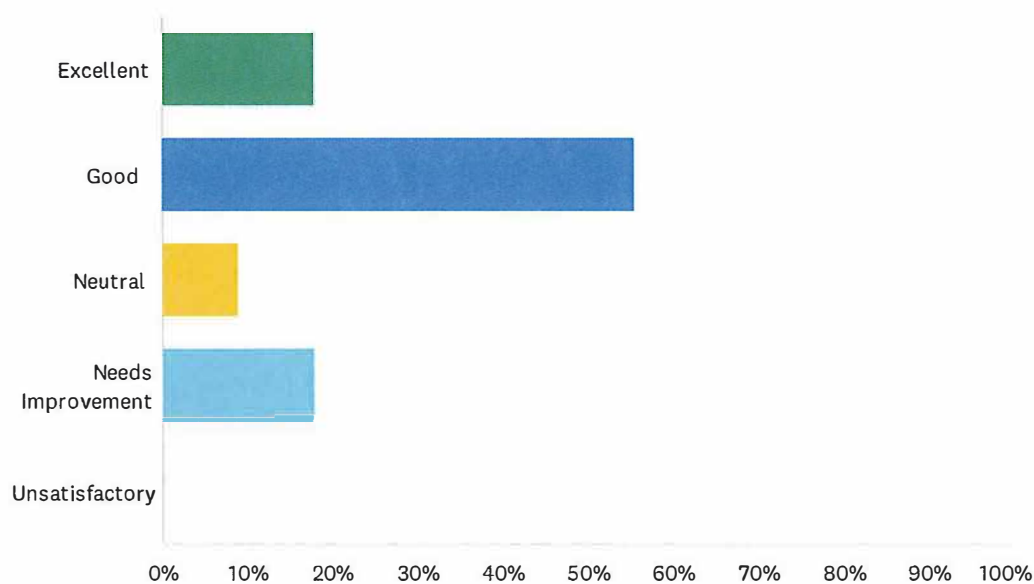
### ANSWER CHOICES

### RESPONSES

Excellent	28.57%	16
Good	55.36%	31
Neutral	8.93%	5
Needs Improvement	7.14%	4
Unsatisfactory	0.00%	0
<b>TOTAL</b>		<b>56</b>

Q22 How would you rate the overall emotional development experience in the District 90 kindergarten program?

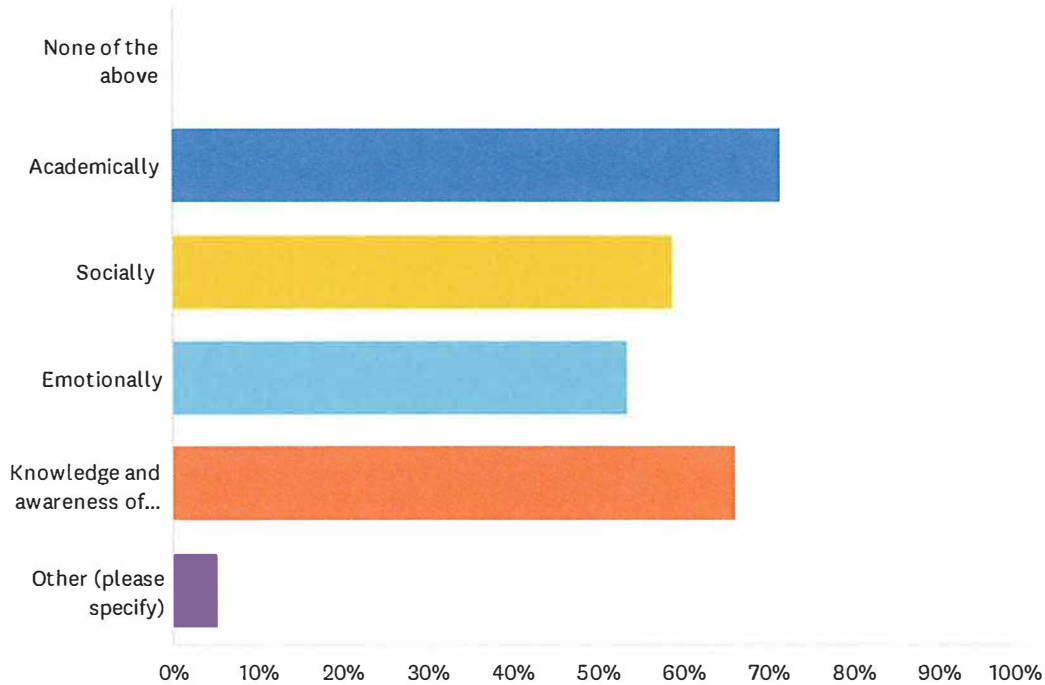
Answered: 56    Skipped: 22



ANSWER CHOICES	RESPONSES	
Excellent	17.86%	10
Good	55.36%	31
Neutral	8.93%	5
Needs Improvement	17.86%	10
Unsatisfactory	0.00%	0
TOTAL		56

Q23 Please indicate the areas in which you believe kindergarten students are prepared for first grade. Please check all that apply.

Answered: 56 Skipped: 22



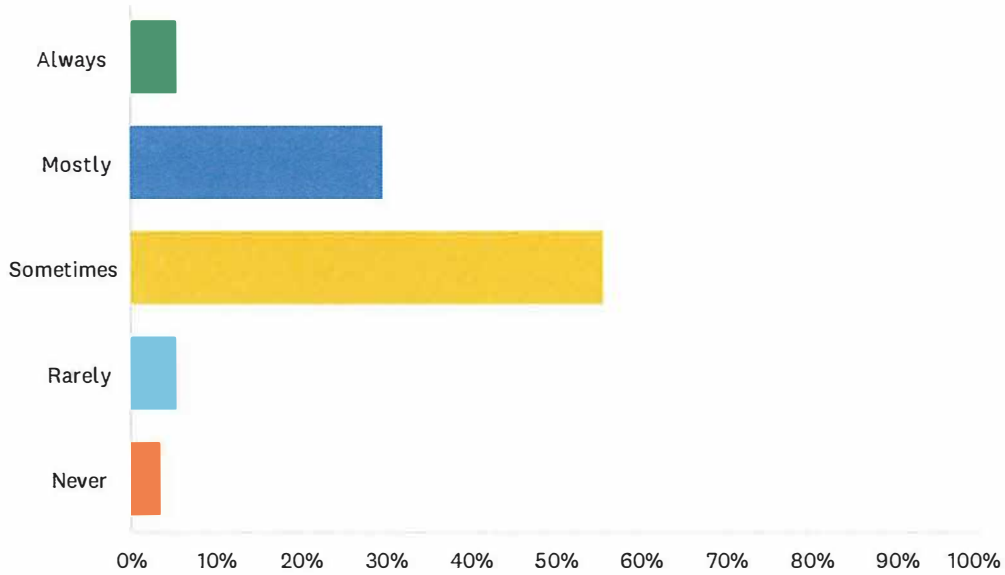
**ANSWER CHOICES**

**RESPONSES**

None of the above	0.00%	0
Academically	71.43%	40
Socially	58.93%	33
Emotionally	53.57%	30
Knowledge and awareness of school structure and routine	66.07%	37
Other (please specify)	5.36%	3
Total Respondents: 56		

## Q28 To what degree, if at all, do you believe the current half-day D90 kindergarten program meets the unique needs of individuals students?

Answered: 54 Skipped: 24



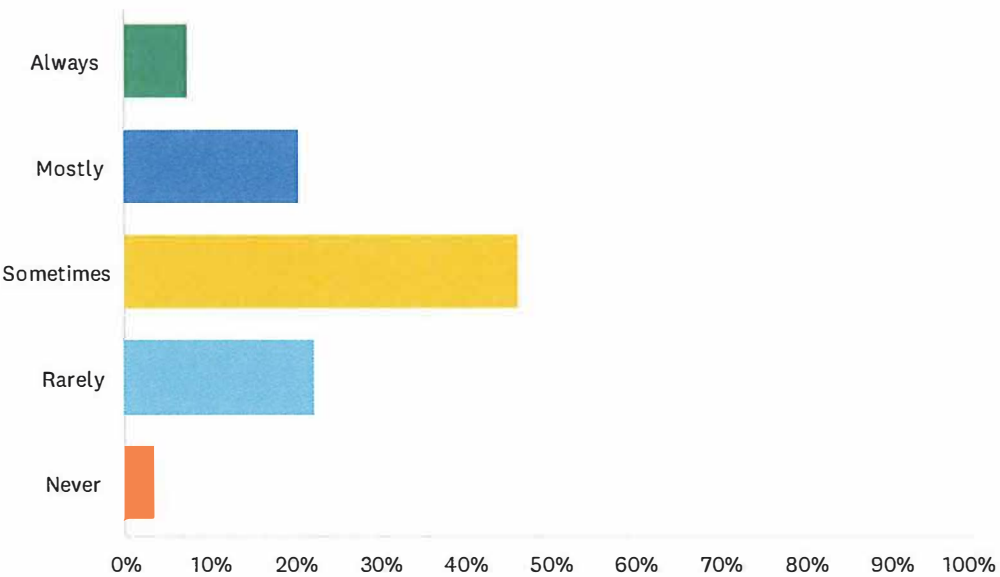
### ANSWER CHOICES

### RESPONSES

Always	5.56%	3
Mostly	29.63%	16
Sometimes	55.56%	30
Rarely	5.56%	3
Never	3.70%	2
<b>TOTAL</b>		<b>54</b>

Q29 To what degree, if at all, do you believe the current half-day D90 kindergarten program meets the unique needs of individual families?

Answered: 54    Skipped: 24

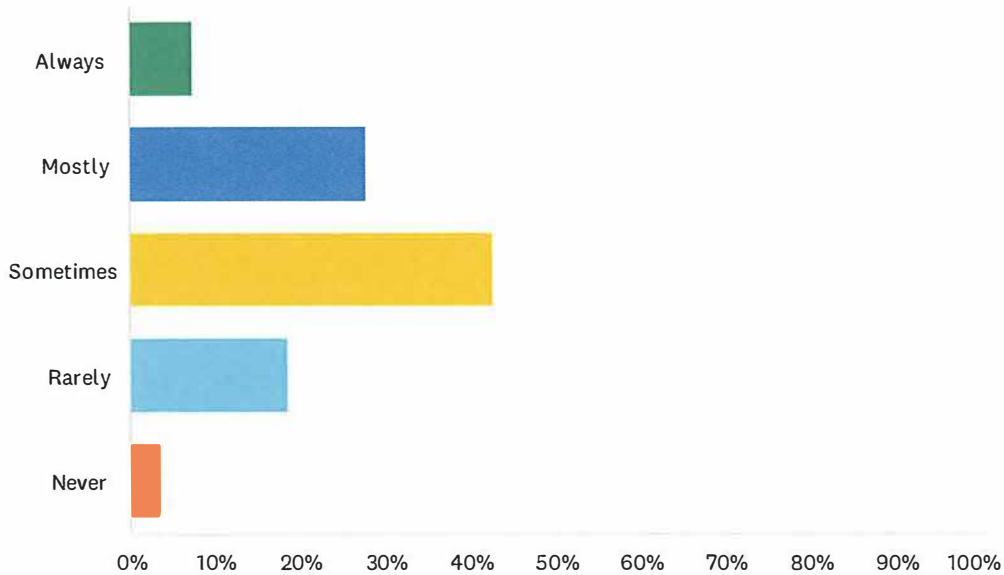


ANSWER CHOICES	RESPONSES	
Always	7.41%	4
Mostly	20.37%	11
Sometimes	46.30%	25
Rarely	22.22%	12
Never	3.70%	2
TOTAL		54



Q30 To what degree, if at all, do you believe the current half-day D90 kindergarten program provides an equitable learning foundation for all students entering the school district?

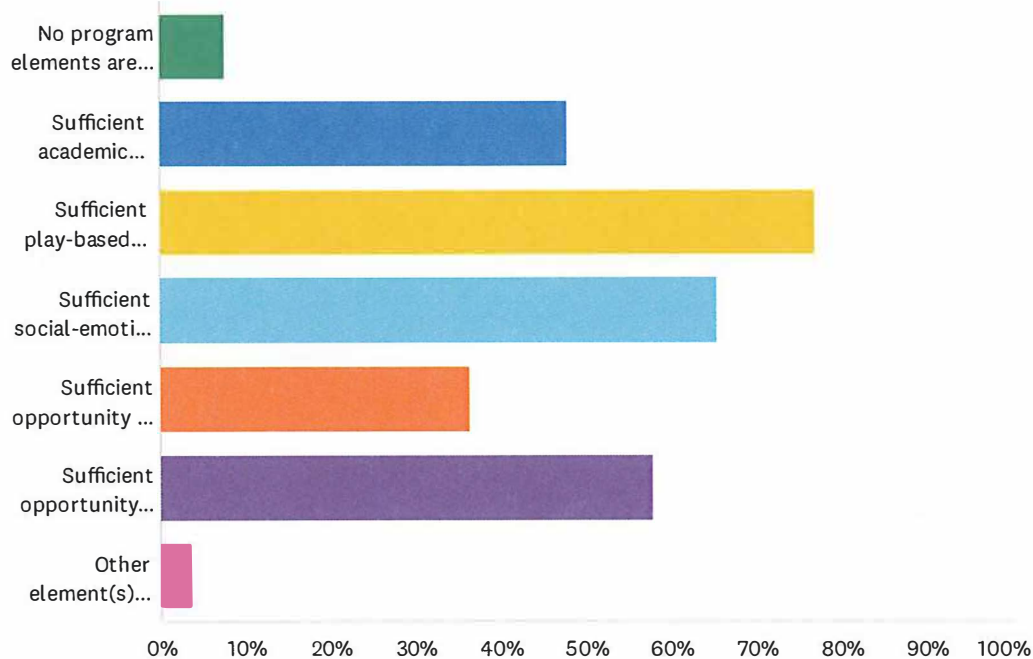
Answered: 54 Skipped: 24



ANSWER CHOICES	RESPONSES	
Always	7.41%	4
Mostly	27.78%	15
Sometimes	42.59%	23
Rarely	18.52%	10
Never	3.70%	2
TOTAL		54

Q31 If any, please identify program elements that you believe the current D90 kindergarten program may be lacking. Please check any that apply.

Answered: 52 Skipped: 26



#### ANSWER CHOICES

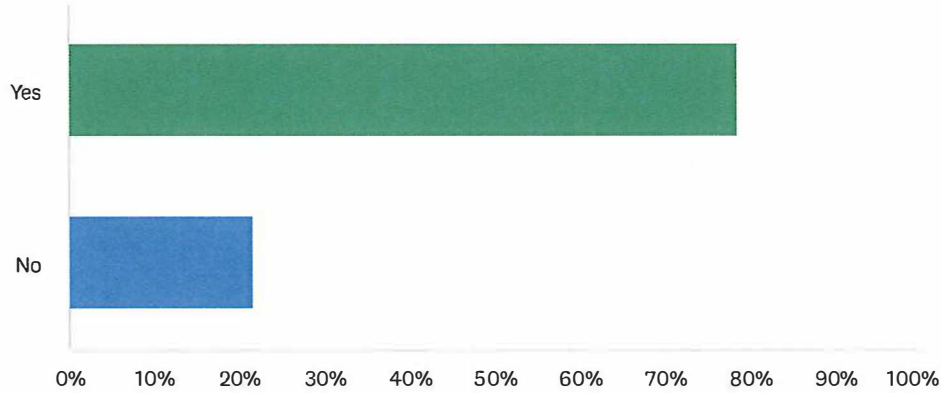
#### RESPONSES

No program elements are lacking	7.69%	4
Sufficient academic learning experiences	48.08%	25
Sufficient play-based learning experiences	76.92%	40
Sufficient social-emotional learning experiences	65.38%	34
Sufficient opportunity to build relationships with educators	36.54%	19
Sufficient opportunity build relationships with peers	57.69%	30
Other element(s) (please specify)	3.85%	2

Total Respondents: 52

Q32 Do you believe that anyone in the community is not having their needs met with the current structure of the D90 kindergarten program?

Answered: 51 Skipped: 27



ANSWER CHOICES

RESPONSES

Yes	78.43%	40
No	21.57%	11
TOTAL		51

**Q33 Please use this comment box to provide additional information you would like to share about any of the questions asked previously.**

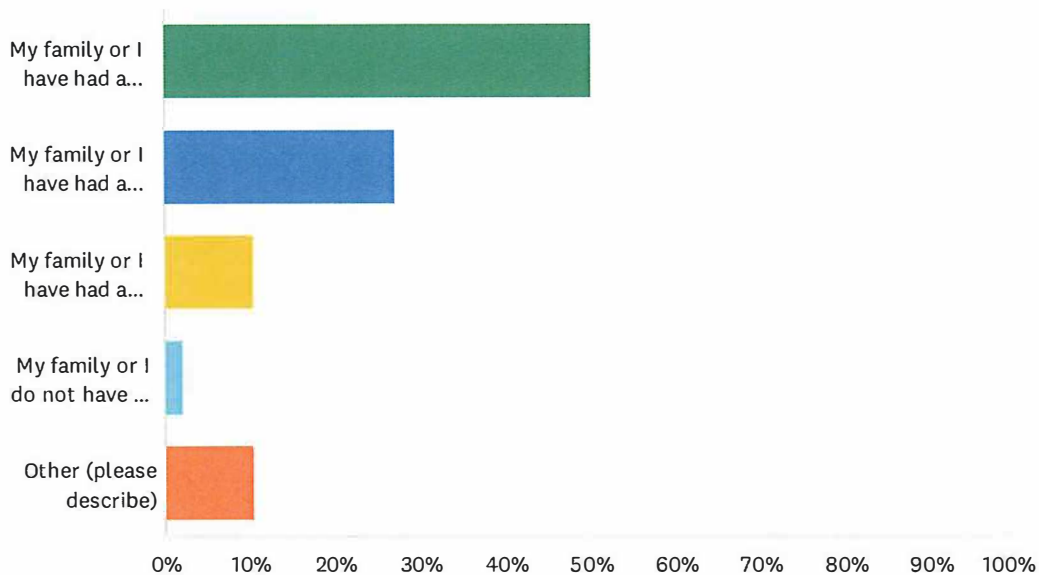
Answered: 14   Skipped: 64

Q34 Do you have a relevant story or personal experience pertaining to kindergarten in District 90 that you would like to share? If so, please insert it in the comment box.

Answered: 7   Skipped: 71

## Q35 Which statement best describes your perceived length of experience with District 90 schools?

Answered: 48 Skipped: 30



### ANSWER CHOICES

### RESPONSES

My family or I have had a lengthy relationship with District 90 schools

50.00%

24

My family or I have had a medium-length relationship with District 90 schools

27.08%

13

My family or I have had a short relationship with District 90 schools

10.42%

5

My family or I do not have a personal relationship with District 90 schools

2.08%

1

Other (please describe)

10.42%

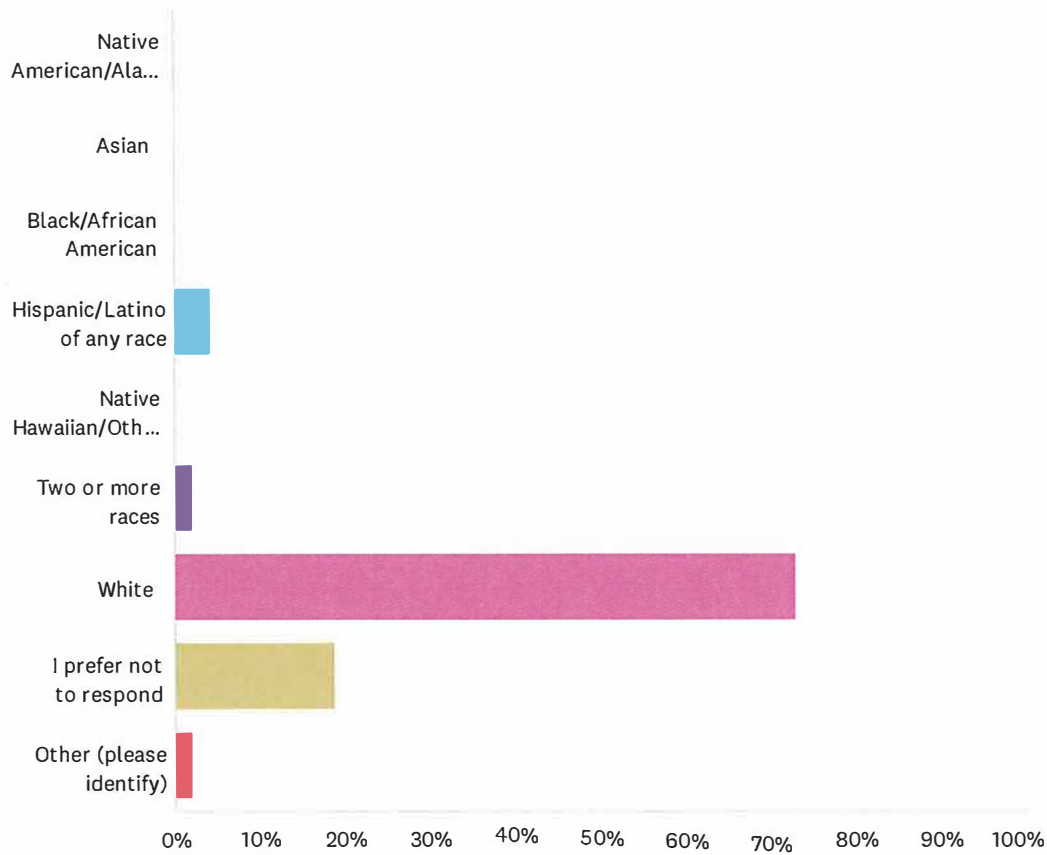
5

TOTAL

48

## Q36 My race/ethnicity is:

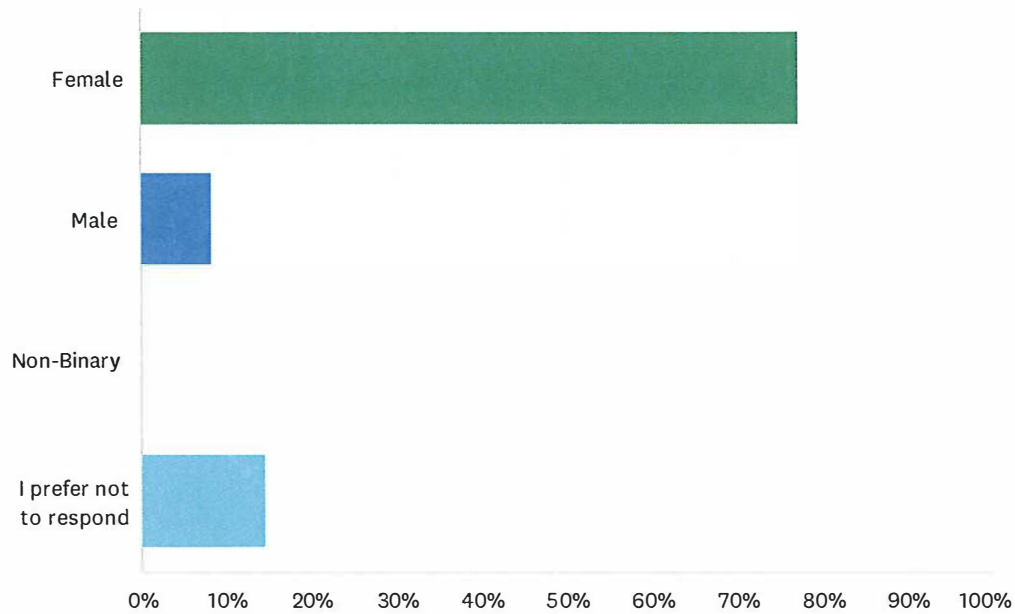
Answered: 48 Skipped: 30



ANSWER CHOICES	RESPONSES	
Native American/Alaska Native	0.00%	0
Asian	0.00%	0
Black/African American	0.00%	0
Hispanic/Latino of any race	4.17%	2
Native Hawaiian/Other Pacific Islander	0.00%	0
Two or more races	2.08%	1
White	72.92%	35
I prefer not to respond	18.75%	9
Other (please identify)	2.08%	1
<b>TOTAL</b>		<b>48</b>

## Q37 Which of the following best describes your gender identity?

Answered: 48 Skipped: 30

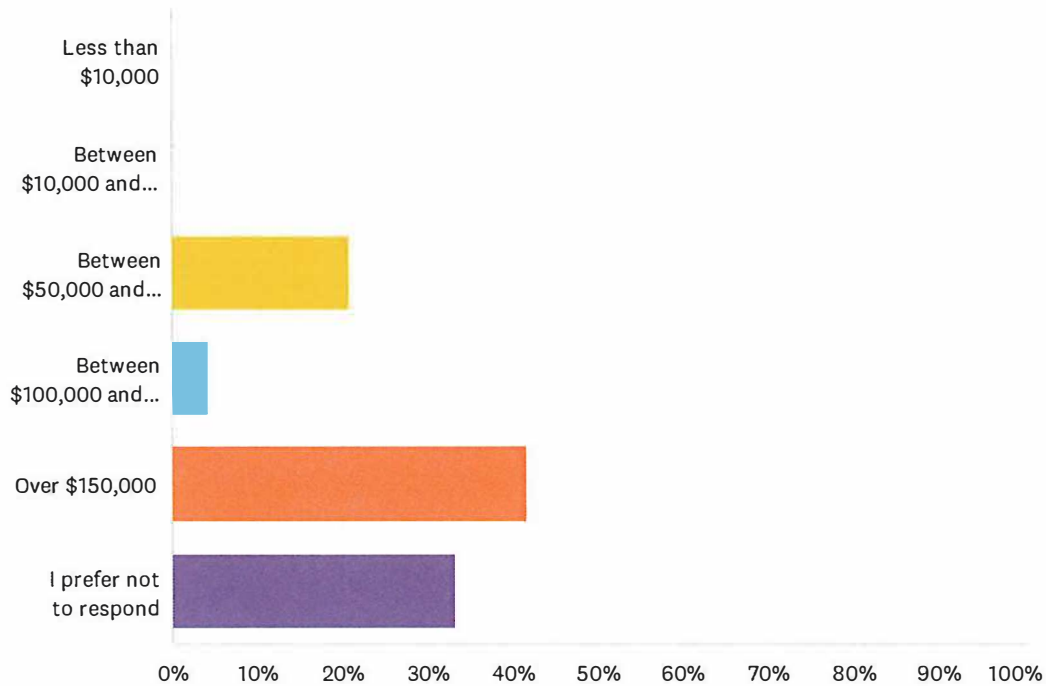


ANSWER CHOICES	RESPONSES	
Female	77.08%	37
Male	8.33%	4
Non-Binary	0.00%	0
I prefer not to respond	14.58%	7
TOTAL		48



## Q38 Which of these categories describes your annual household income?

Answered: 48 Skipped: 30



### ANSWER CHOICES

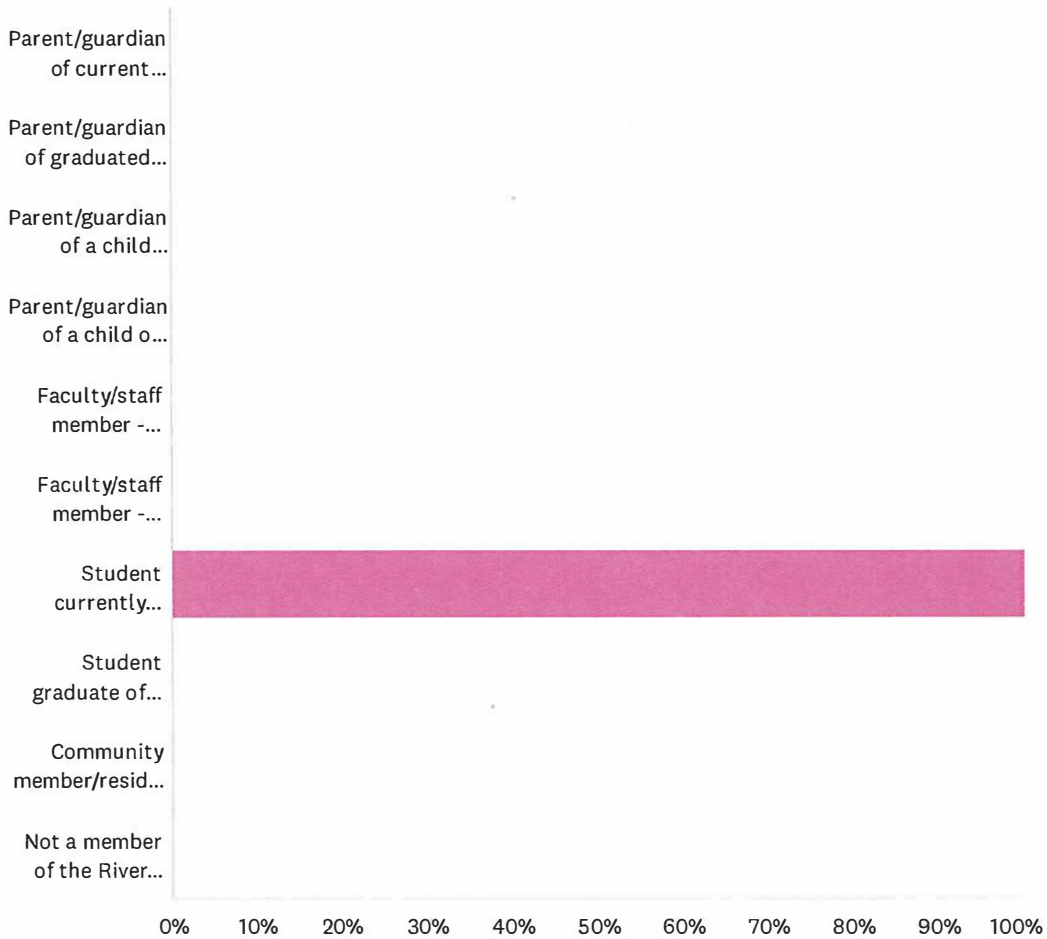
### RESPONSES

Less than \$10,000	0.00%	0
Between \$10,000 and \$50,000	0.00%	0
Between \$50,000 and \$100,000	20.83%	10
Between \$100,000 and \$150,000	4.17%	2
Over \$150,000	41.67%	20
I prefer not to respond	33.33%	16
<b>TOTAL</b>		<b>48</b>

*Student Currently Enrolled  
in District 90 Schools*

Q1 Please identify your current relationship with the River Forest District 90 school district. Please choose the answer that best reflects your relationship.

Answered: 6 Skipped: 0



## River Forest District 90 Kindergarten Program Survey

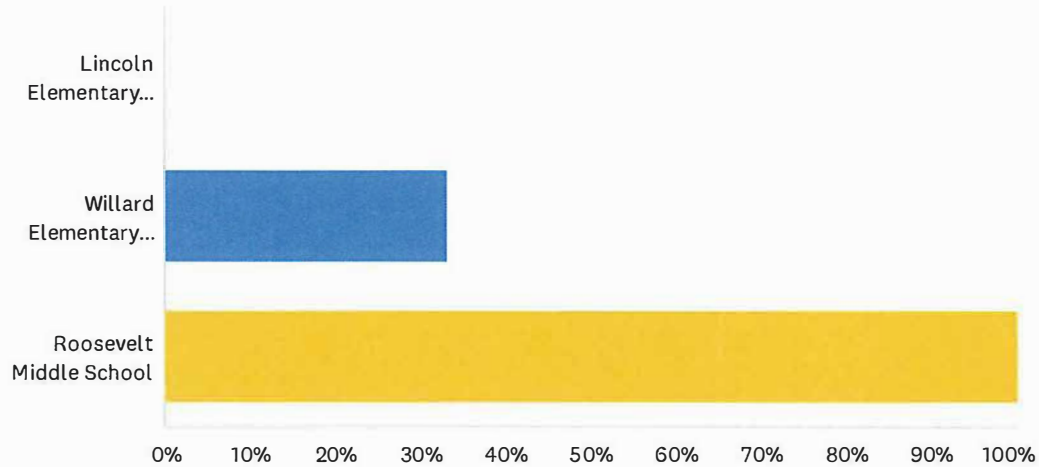
### ANSWER CHOICES

### RESPONSES

Parent/guardian of current District 90 student(s)	0.00%	0
Parent/guardian of graduated District 90 student(s)	0.00%	0
Parent/guardian of a child below the age of 5 years (River Forest resident)	0.00%	0
Parent/guardian of a child or children who attends or attended private school (River Forest resident)	0.00%	0
Faculty/staff member - District 90 schools	0.00%	0
Faculty/staff member - District 90 schools (middle school level)	0.00%	0
Student currently enrolled in District 90 schools	100.00%	6
Student graduate of District 90 schools	0.00%	0
Community member/resident of River Forest	0.00%	0
Not a member of the River Forest community	0.00%	0
TOTAL		6

Q8 Please indicate which District 90 school you currently attend or attended. Please check all that apply.

Answered: 6 Skipped: 0



**ANSWER CHOICES**

Lincoln Elementary School

Willard Elementary School

Roosevelt Middle School

Total Respondents: 6

**RESPONSES**

0.00%

33.33%

100.00%

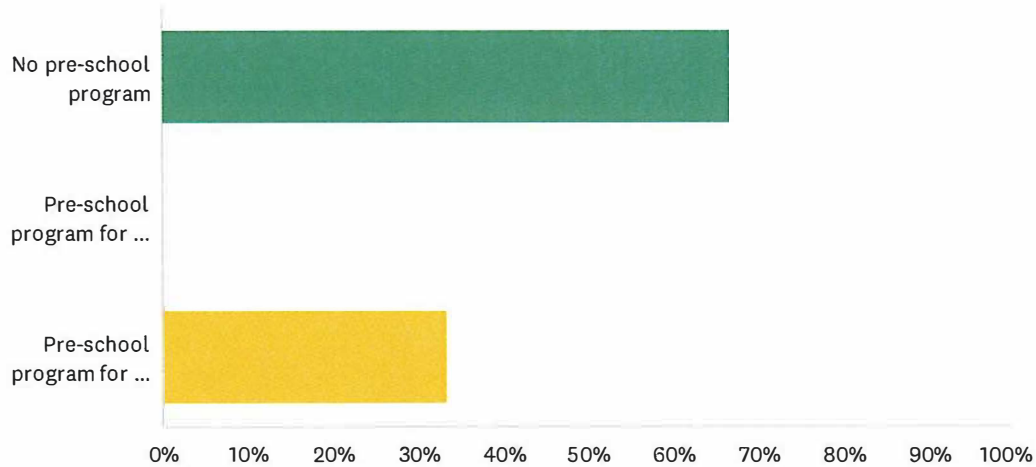
0

2

6

## Q9 Did you attend any type of pre-school program, and if so, for how many years?

Answered: 6 Skipped: 0



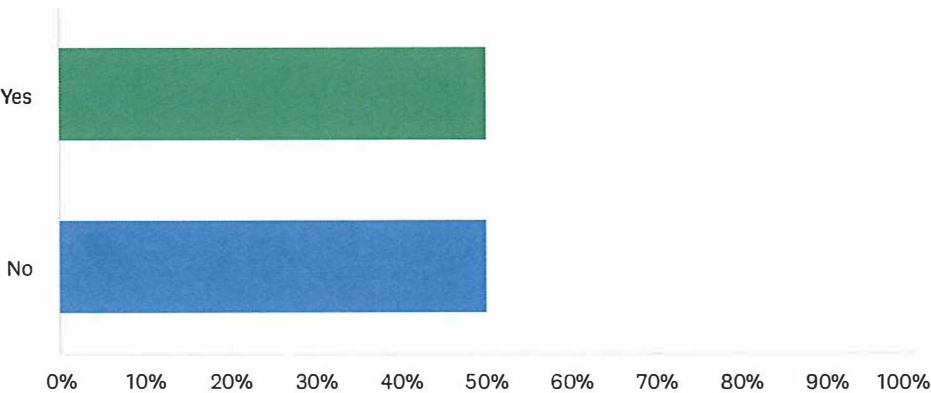
### ANSWER CHOICES

### RESPONSES

No pre-school program	66.67%	4
Pre-school program for one year	0.00%	0
Pre-school program for two years	33.33%	2
TOTAL		6

Q10 Did you attend kindergarten in District 90?

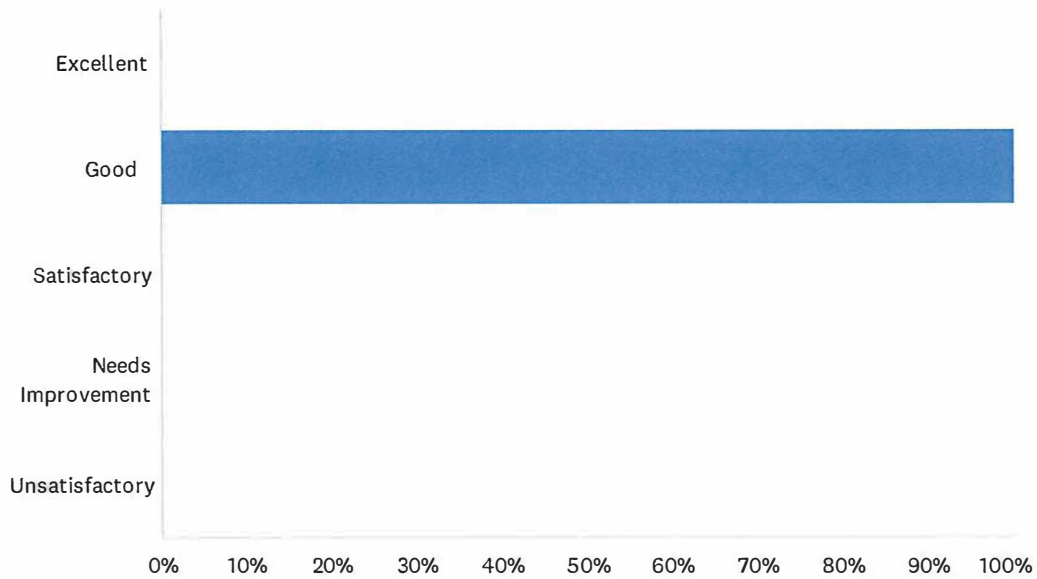
Answered: 6 Skipped: 0



ANSWER CHOICES	RESPONSES	
Yes	50.00%	3
No	50.00%	3
TOTAL		6

## Q19 How would you rate the overall kindergarten experience in District 90?

Answered: 2 Skipped: 4

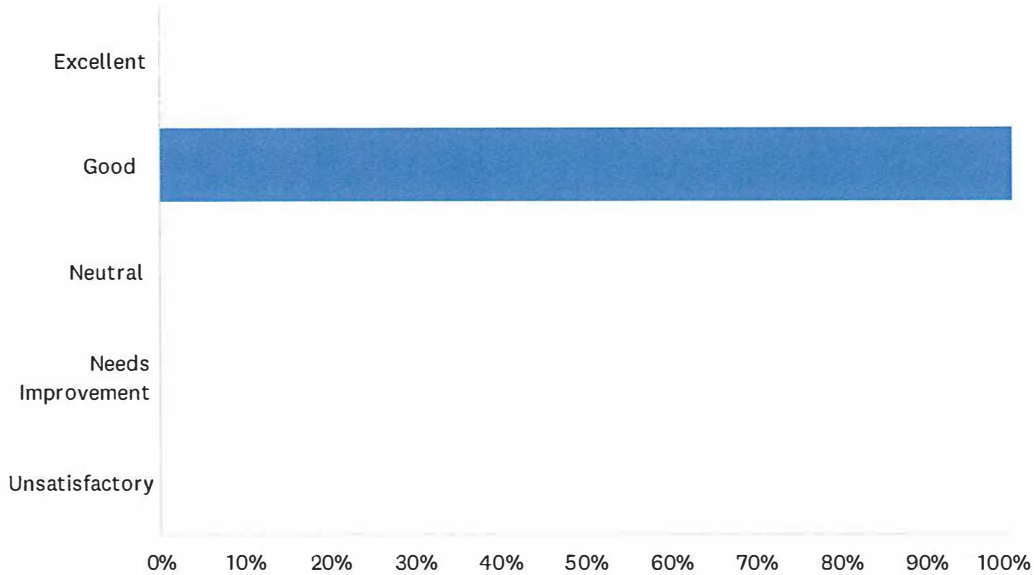


ANSWER CHOICES	RESPONSES	
Excellent	0.00%	0
Good	100.00%	2
Satisfactory	0.00%	0
Needs Improvement	0.00%	0
Unsatisfactory	0.00%	0
TOTAL		2



## Q20 How would you rate the overall social development experience in the District 90 kindergarten program?

Answered: 2 Skipped: 4



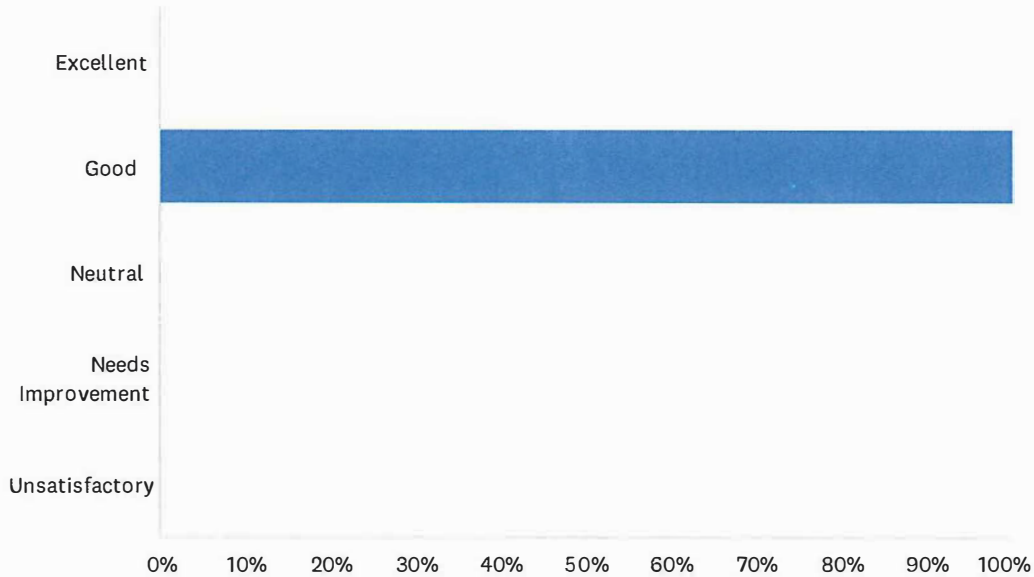
### ANSWER CHOICES

### RESPONSES

Excellent	0.00%	0
Good	100.00%	2
Neutral	0.00%	0
Needs Improvement	0.00%	0
Unsatisfactory	0.00%	0
TOTAL		2

## Q21 How would you rate the overall academic experience in the District 90 kindergarten program?

Answered: 2 Skipped: 4



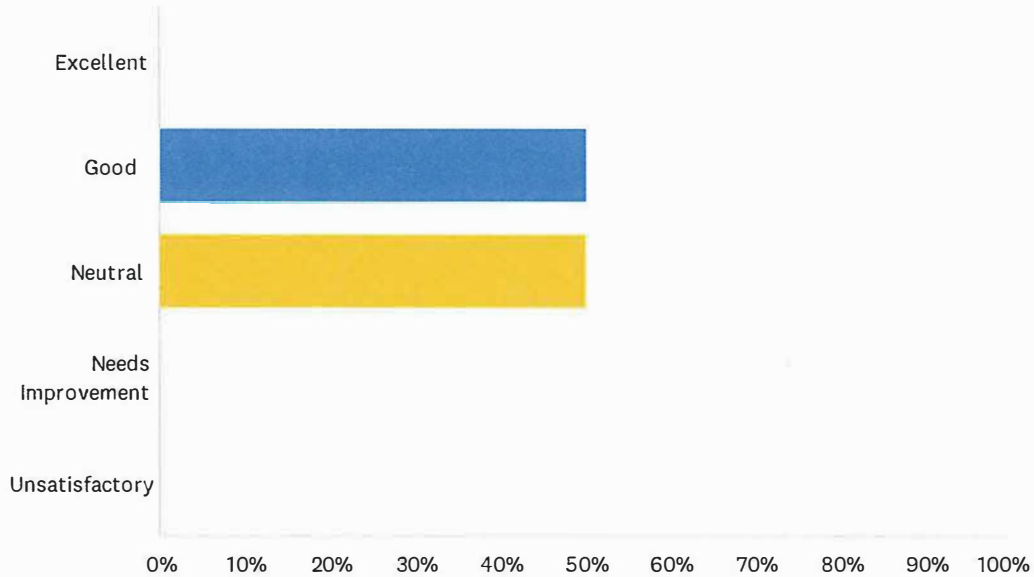
### ANSWER CHOICES

### RESPONSES

Excellent	0.00%	0
Good	100.00%	2
Neutral	0.00%	0
Needs Improvement	0.00%	0
Unsatisfactory	0.00%	0
<b>TOTAL</b>		<b>2</b>

## Q22 How would you rate the overall emotional development experience in the District 90 kindergarten program?

Answered: 2 Skipped: 4



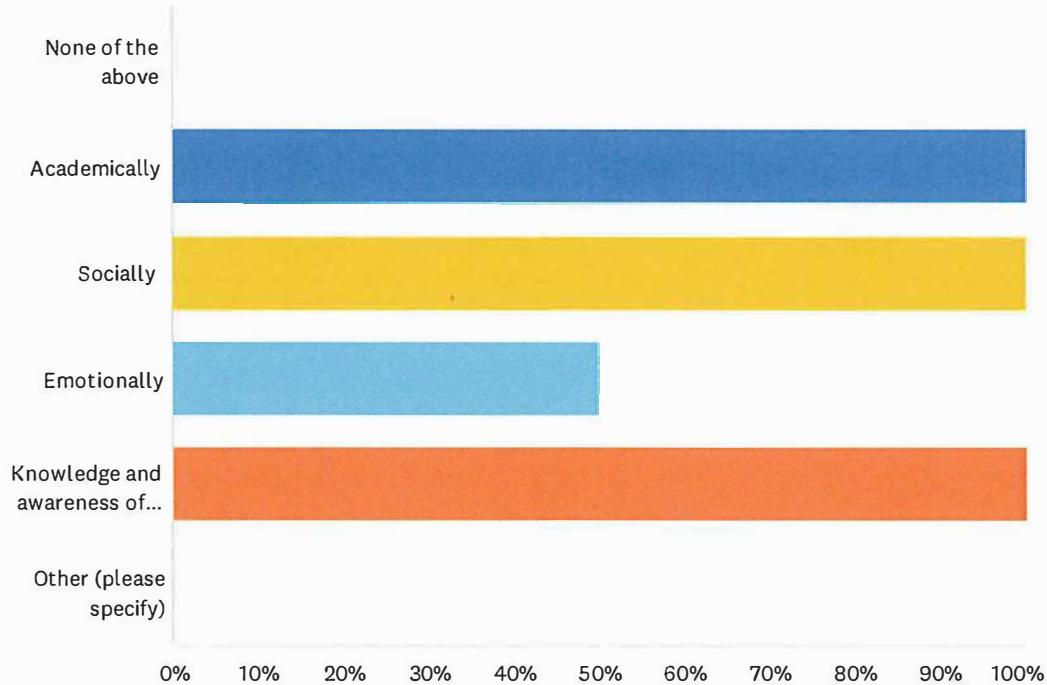
### ANSWER CHOICES

### RESPONSES

Excellent	0.00%	0
Good	50.00%	1
Neutral	50.00%	1
Needs Improvement	0.00%	0
Unsatisfactory	0.00%	0
<b>TOTAL</b>		<b>2</b>

**Q23 Please indicate the areas in which you believe kindergarten students are prepared for first grade. Please check all that apply.**

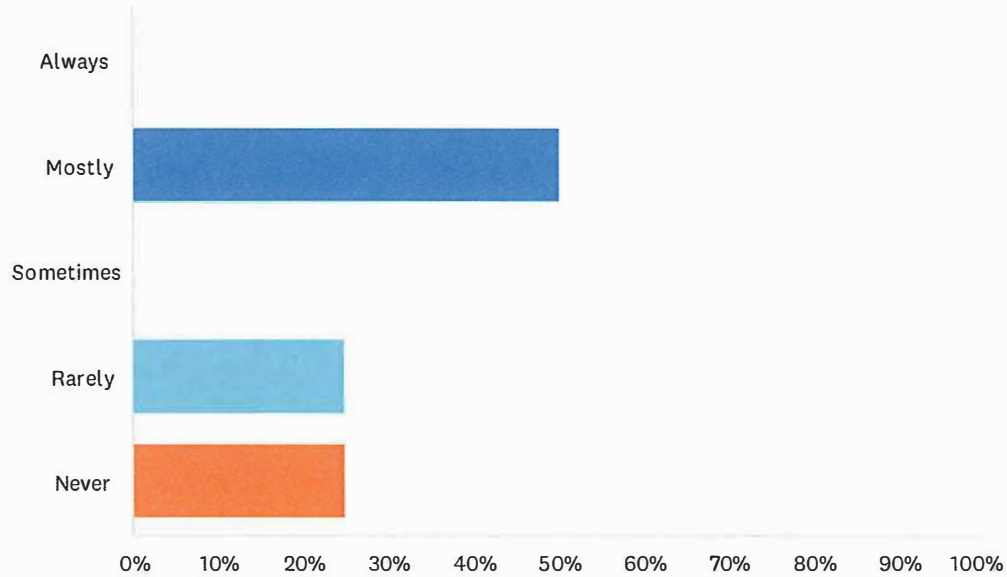
Answered: 2 Skipped: 4



ANSWER CHOICES	RESPONSES	
None of the above	0.00%	0
Academically	100.00%	2
Socially	100.00%	2
Emotionally	50.00%	1
Knowledge and awareness of school structure and routine	100.00%	2
Other (please specify)	0.00%	0
Total Respondents: 2		

## Q28 To what degree, if at all, do you believe the current half-day D90 kindergarten program meets the unique needs of individuals students?

Answered: 4 Skipped: 2



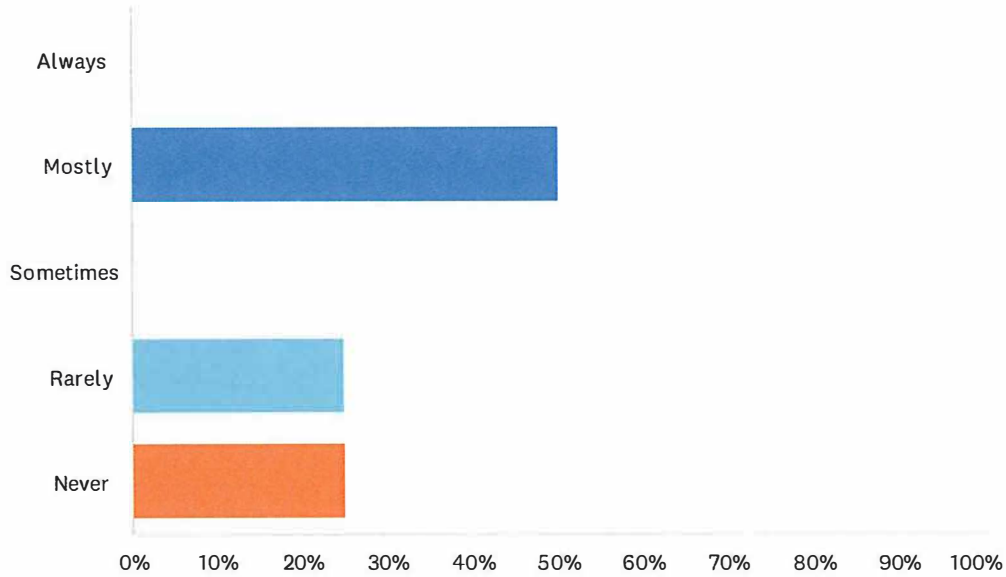
### ANSWER CHOICES

### RESPONSES

Always	0.00%	0
Mostly	50.00%	2
Sometimes	0.00%	0
Rarely	25.00%	1
Never	25.00%	1
<b>TOTAL</b>		<b>4</b>

Q29 To what degree, if at all, do you believe the current half-day D90 kindergarten program meets the unique needs of individual families?

Answered: 4 Skipped: 2



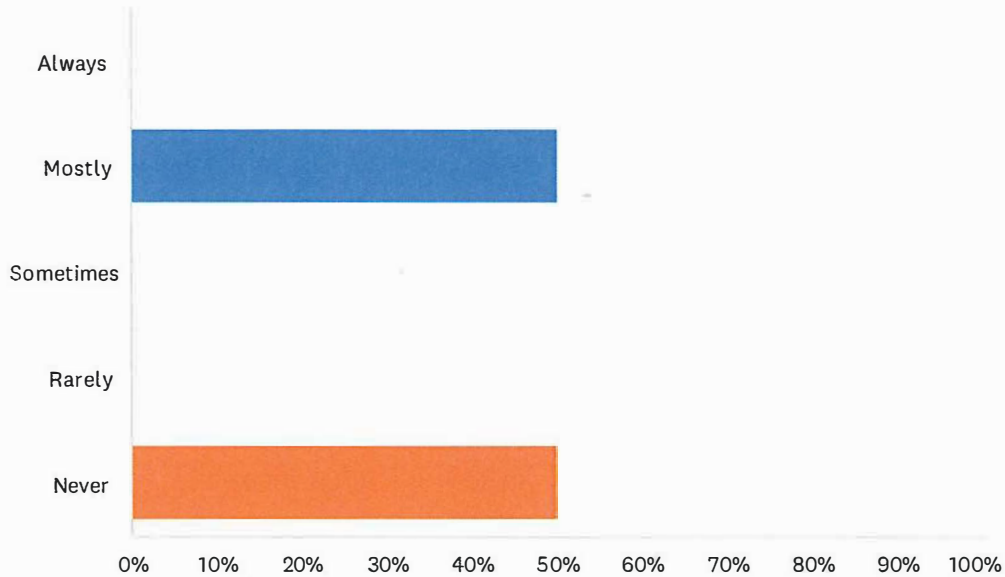
**ANSWER CHOICES**

**RESPONSES**

Always	0.00%	0
Mostly	50.00%	2
Sometimes	0.00%	0
Rarely	25.00%	1
Never	25.00%	1
<b>TOTAL</b>		<b>4</b>

Q30 To what degree, if at all, do you believe the current half-day D90 kindergarten program provides an equitable learning foundation for all students entering the school district?

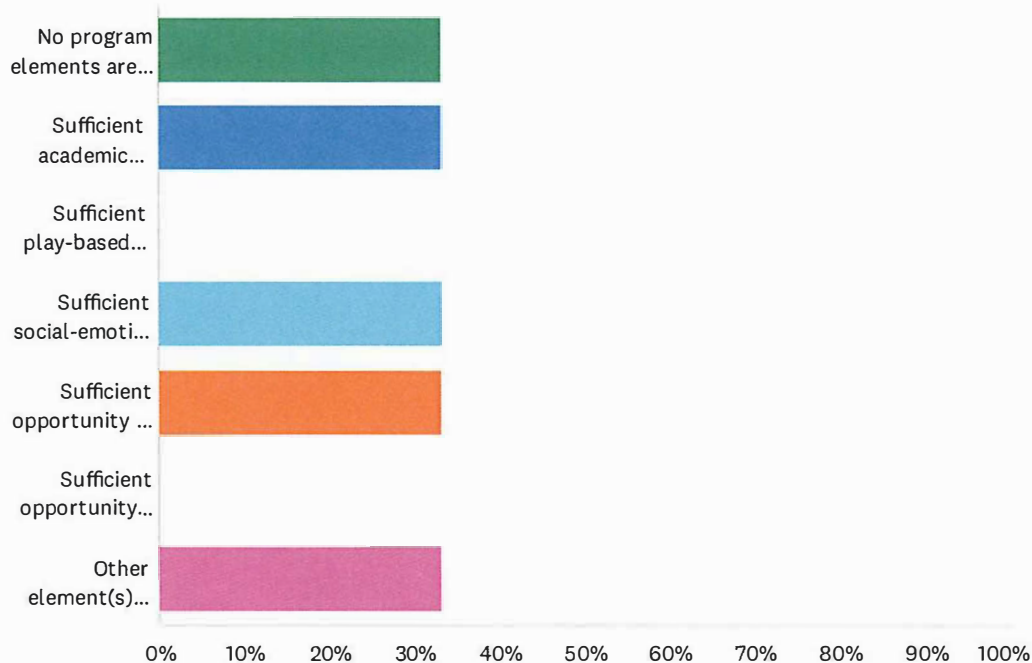
Answered: 4 Skipped: 2



ANSWER CHOICES	RESPONSES	
Always	0.00%	0
Mostly	50.00%	2
Sometimes	0.00%	0
Rarely	0.00%	0
Never	50.00%	2
TOTAL		4

Q31 If any, please identify program elements that you believe the current D90 kindergarten program may be lacking. Please check any that apply.

Answered: 3 Skipped: 3



#### ANSWER CHOICES

#### RESPONSES

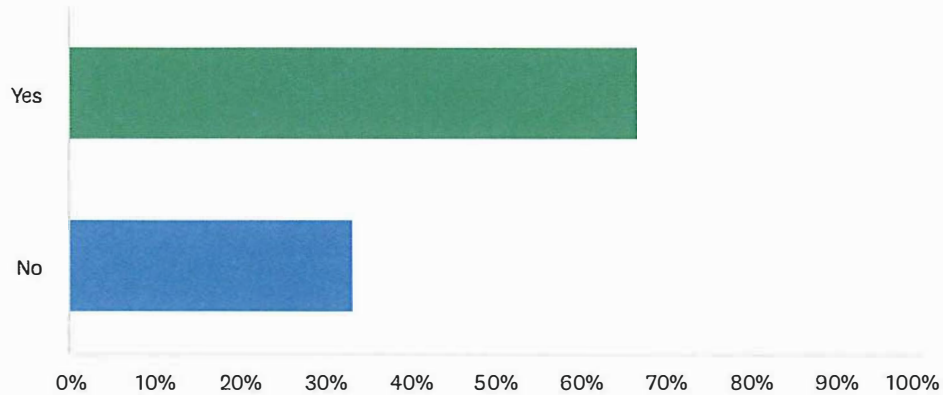
No program elements are lacking	33.33%	1
Sufficient academic learning experiences	33.33%	1
Sufficient play-based learning experiences	0.00%	0
Sufficient social-emotional learning experiences	33.33%	1
Sufficient opportunity to build relationships with educators	33.33%	1
Sufficient opportunity to build relationships with peers	0.00%	0
Other element(s) (please specify)	33.33%	1

Total Respondents: 3



Q32 Do you believe that anyone in the community is not having their needs met with the current structure of the D90 kindergarten program?

Answered: 3 Skipped: 3



ANSWER CHOICES

RESPONSES

Yes	66.67%	2
No	33.33%	1
TOTAL		3

**Q33** Please use this comment box to provide additional information you would like to share about any of the questions asked previously.

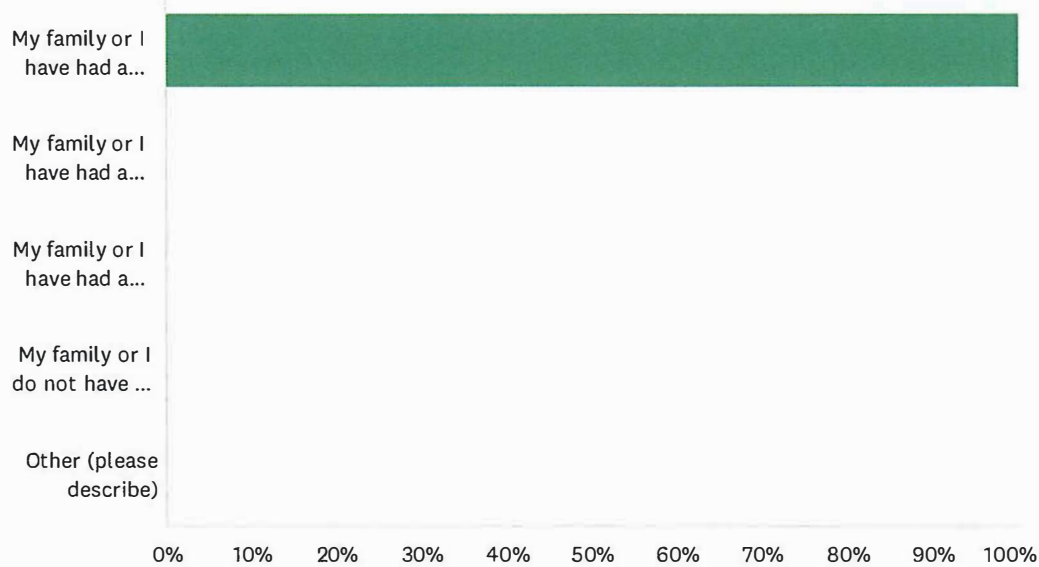
Answered: 1    Skipped: 5

Q34 Do you have a relevant story or personal experience pertaining to kindergarten in District 90 that you would like to share? If so, please insert it in the comment box.

Answered: 0 Skipped: 6

## Q35 Which statement best describes your perceived length of experience with District 90 schools?

Answered: 2 Skipped: 4



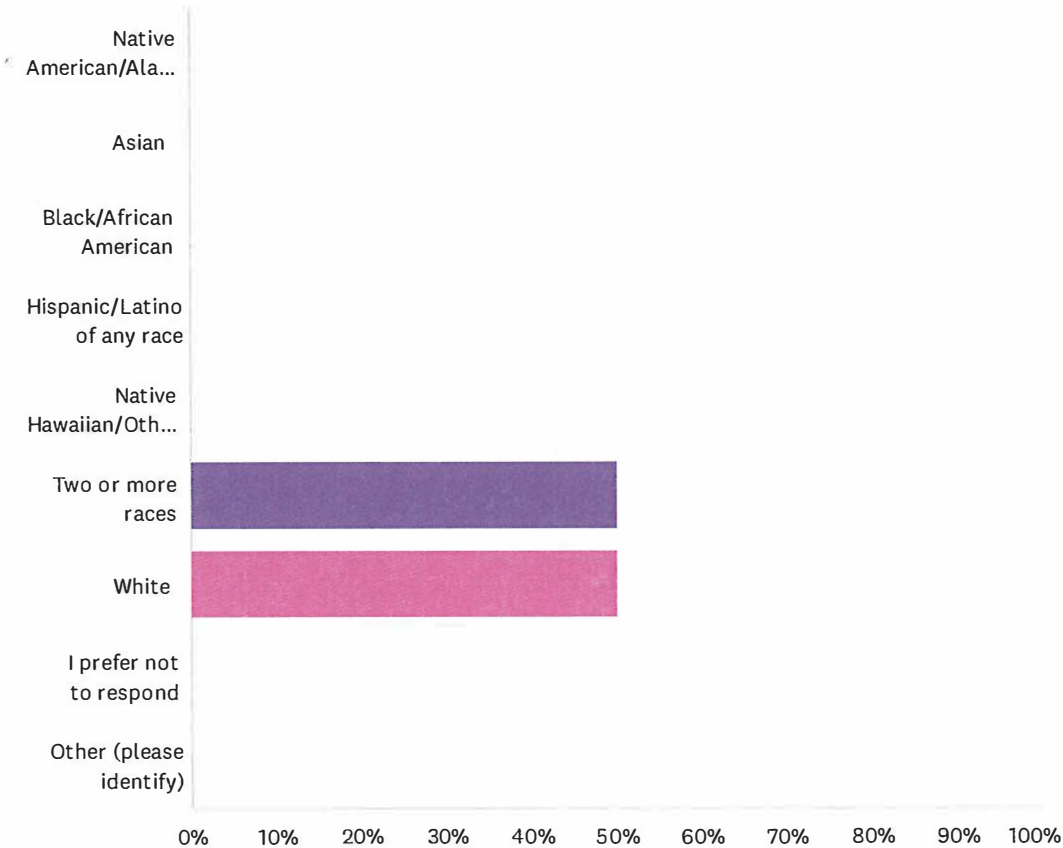
### ANSWER CHOICES

### RESPONSES

My family or I have had a lengthy relationship with District 90 schools	100.00%	2
My family or I have had a medium-length relationship with District 90 schools	0.00%	0
My family or I have had a short relationship with District 90 schools	0.00%	0
My family or I do not have a personal relationship with District 90 schools	0.00%	0
Other (please describe)	0.00%	0
<b>TOTAL</b>		<b>2</b>

Q36 My race/ethnicity is:

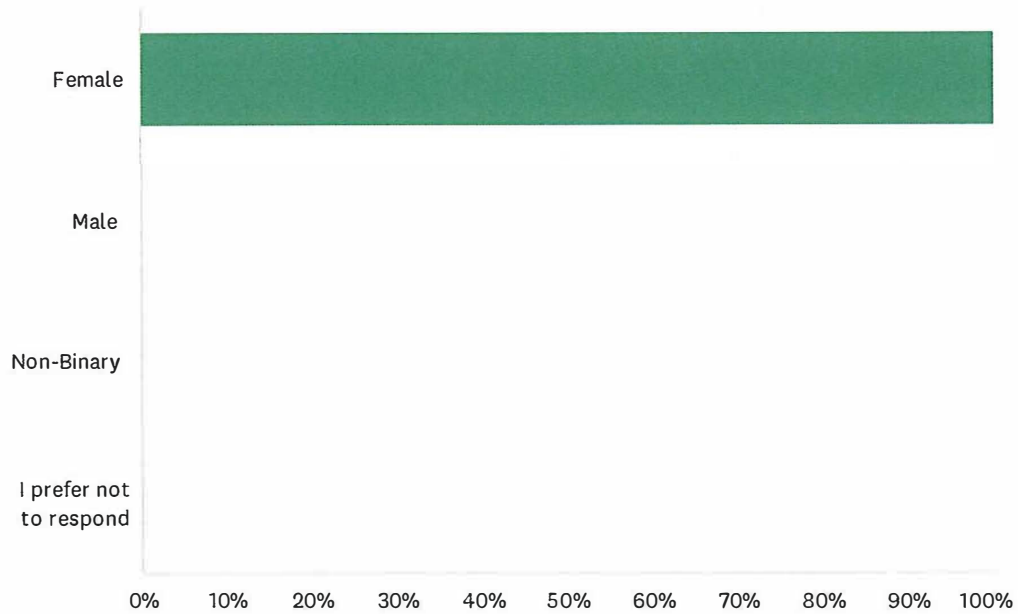
Answered: 2    Skipped: 4



ANSWER CHOICES	RESPONSES	
Native American/Alaska Native	0.00%	0
Asian	0.00%	0
Black/African American	0.00%	0
Hispanic/Latino of any race	0.00%	0
Native Hawaiian/Other Pacific Islander	0.00%	0
Two or more races	50.00%	1
White	50.00%	1
I prefer not to respond	0.00%	0
Other (please identify)	0.00%	0
TOTAL		2

### Q37 Which of the following best describes your gender identity?

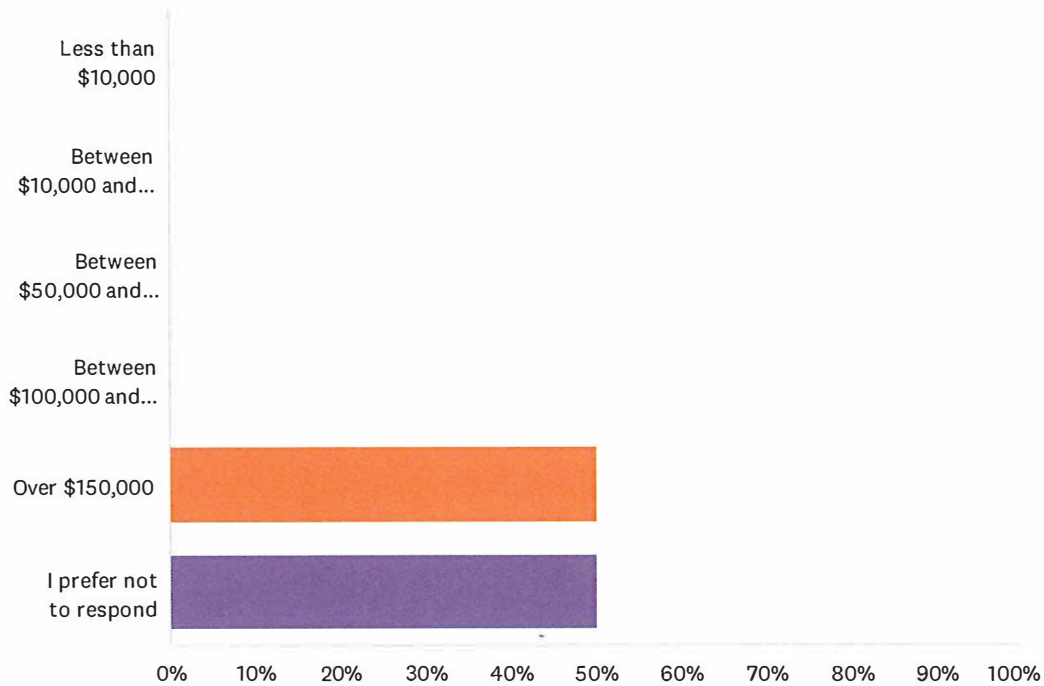
Answered: 2 Skipped: 4



ANSWER CHOICES	RESPONSES	
Female	100.00%	2
Male	0.00%	0
Non-Binary	0.00%	0
I prefer not to respond	0.00%	0
TOTAL		2

## Q38 Which of these categories describes your annual household income?

Answered: 2 Skipped: 4



### ANSWER CHOICES

### RESPONSES

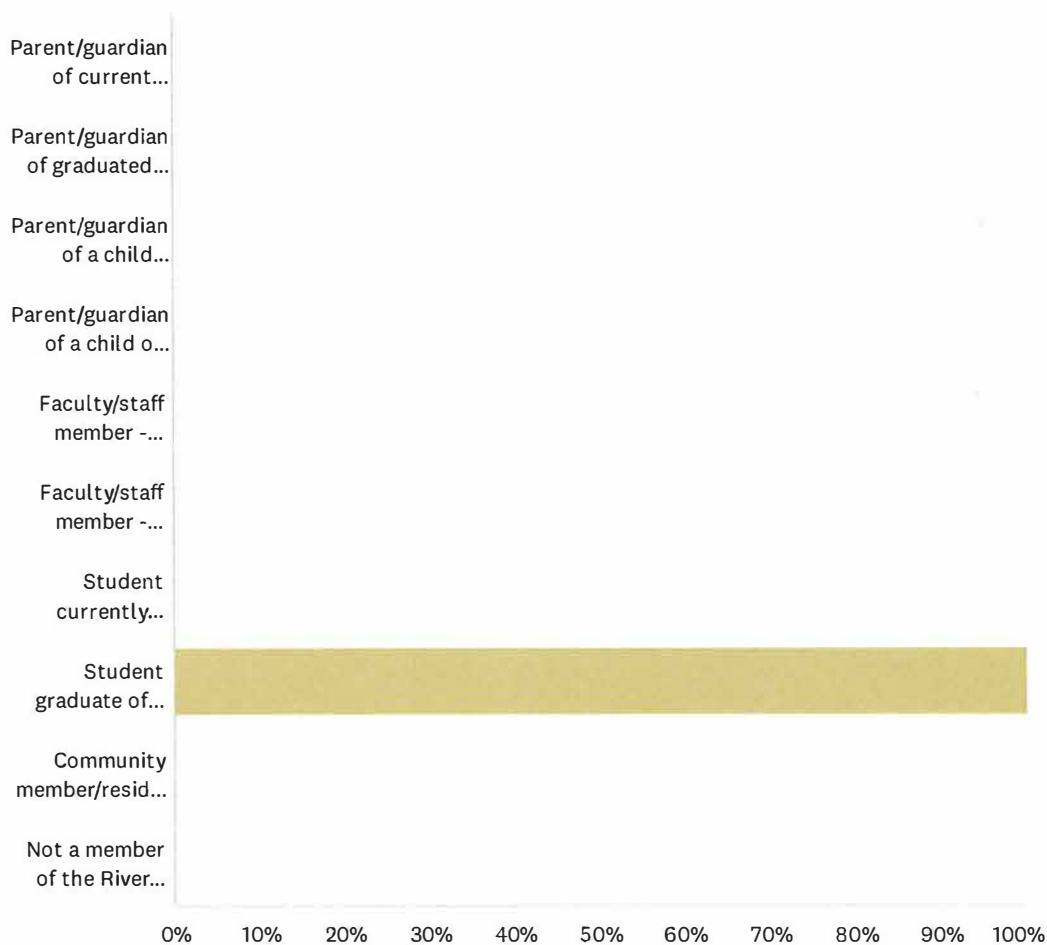
Less than \$10,000	0.00%	0
Between \$10,000 and \$50,000	0.00%	0
Between \$50,000 and \$100,000	0.00%	0
Between \$100,000 and \$150,000	0.00%	0
Over \$150,000	50.00%	1
I prefer not to respond	50.00%	1
<b>TOTAL</b>		<b>2</b>

*Student Graduate of  
District 90 Schools*



**Q1 Please identify your current relationship with the River Forest District 90 school district. Please choose the answer that best reflects your relationship.**

Answered: 6 Skipped: 0



# River Forest District 90 Kindergarten Program Survey

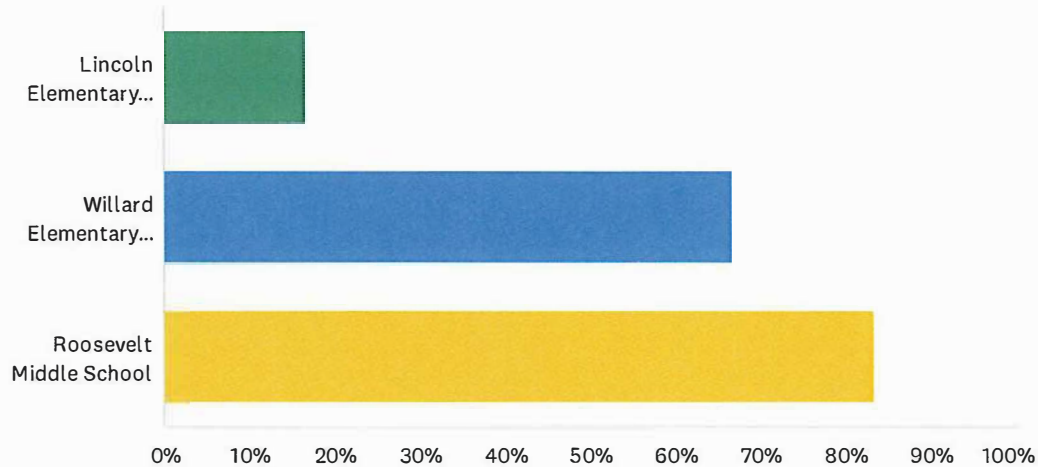
## ANSWER CHOICES

## RESPONSES

Parent/guardian of current District 90 student(s)	0.00%	0
Parent/guardian of graduated District 90 student(s)	0.00%	0
Parent/guardian of a child below the age of 5 years (River Forest resident)	0.00%	0
Parent/guardian of a child or children who attends or attended private school (River Forest resident)	0.00%	0
Faculty/staff member - District 90 schools	0.00%	0
Faculty/staff member - District 90 schools (middle school level)	0.00%	0
Student currently enrolled in District 90 schools	0.00%	0
Student graduate of District 90 schools	100.00%	6
Community member/resident of River Forest	0.00%	0
Not a member of the River Forest community	0.00%	0
TOTAL		6

Q8 Please indicate which District 90 school you currently attend or attended. Please check all that apply.

Answered: 6 Skipped: 0



**ANSWER CHOICES**

Lincoln Elementary School

Willard Elementary School

Roosevelt Middle School

Total Respondents: 6

**RESPONSES**

16.67%

66.67%

83.33%

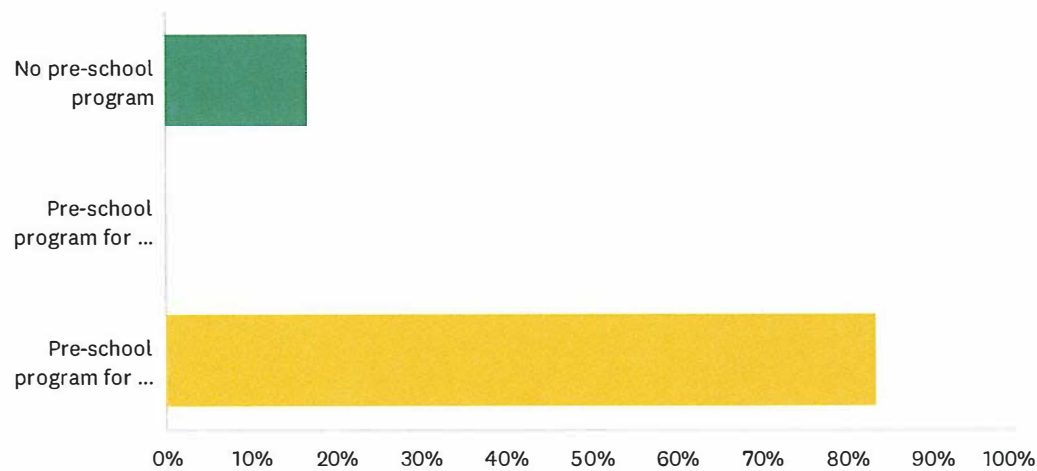
1

4

5

Q9 Did you attend any type of pre-school program, and if so, for how many years?

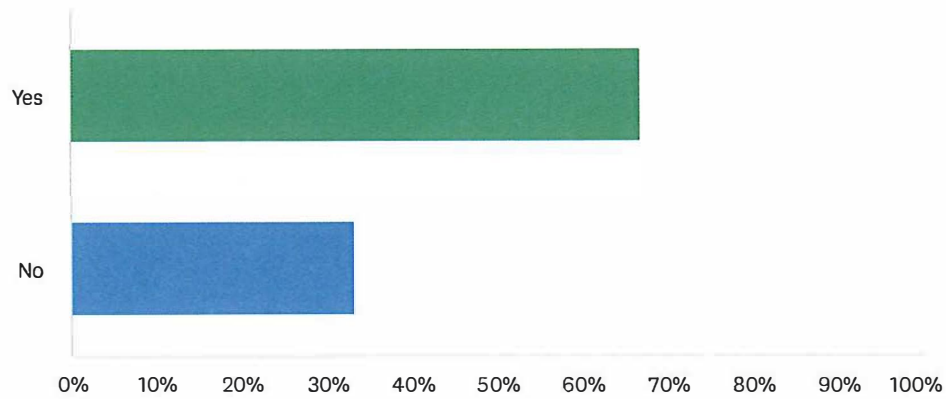
Answered: 6 Skipped: 0



ANSWER CHOICES	RESPONSES	
No pre-school program	16.67%	1
Pre-school program for one year	0.00%	0
Pre-school program for two years	83.33%	5
TOTAL		6

## Q10 Did you attend kindergarten in District 90?

Answered: 6 Skipped: 0



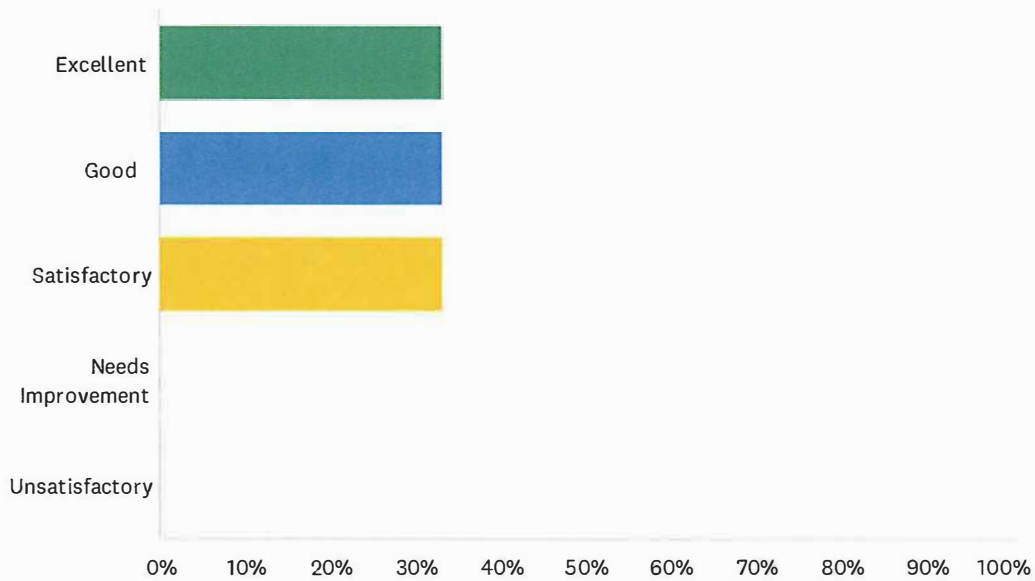
### ANSWER CHOICES

### RESPONSES

Yes	66.67%	4
No	33.33%	2
TOTAL		6

## Q19 How would you rate the overall kindergarten experience in District 90?

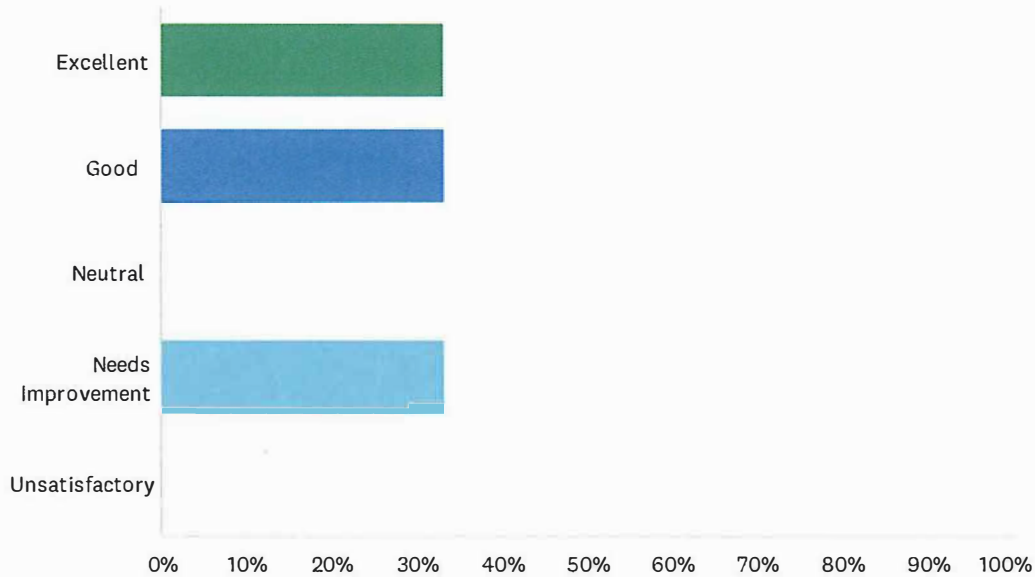
Answered: 3 Skipped: 3



ANSWER CHOICES	RESPONSES	
Excellent	33.33%	1
Good	33.33%	1
Satisfactory	33.33%	1
Needs Improvement	0.00%	0
Unsatisfactory	0.00%	0
TOTAL		3

## Q20 How would you rate the overall social development experience in the District 90 kindergarten program?

Answered: 3 Skipped: 3



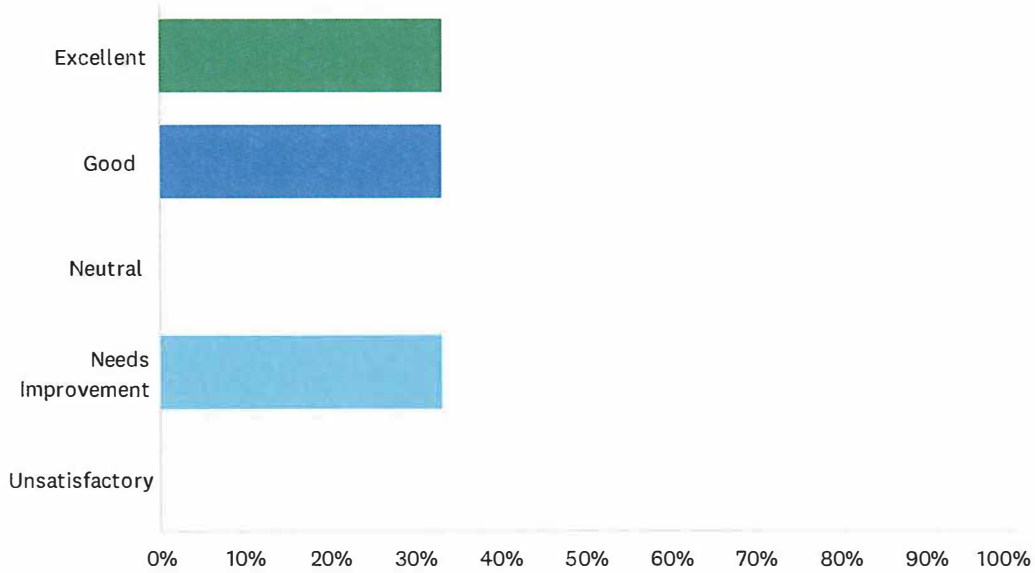
### ANSWER CHOICES

### RESPONSES

Excellent	33.33%	1
Good	33.33%	1
Neutral	0.00%	0
Needs Improvement	33.33%	1
Unsatisfactory	0.00%	0
<b>TOTAL</b>		<b>3</b>

## Q21 How would you rate the overall academic experience in the District 90 kindergarten program?

Answered: 3 Skipped: 3



### ANSWER CHOICES

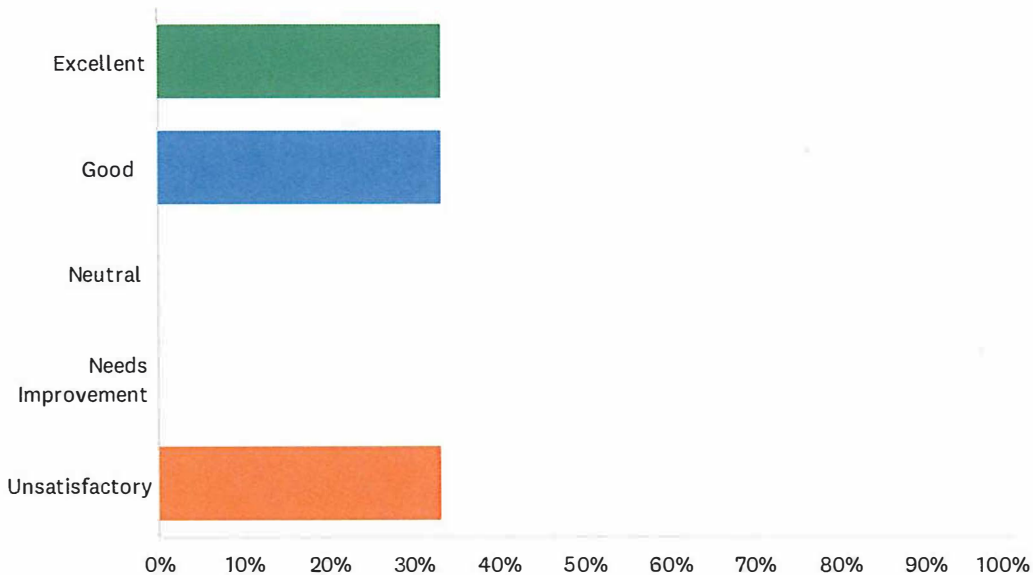
### RESPONSES

Excellent	33.33%	1
Good	33.33%	1
Neutral	0.00%	0
Needs Improvement	33.33%	1
Unsatisfactory	0.00%	0
TOTAL		3



Q22 How would you rate the overall emotional development experience in the District 90 kindergarten program?

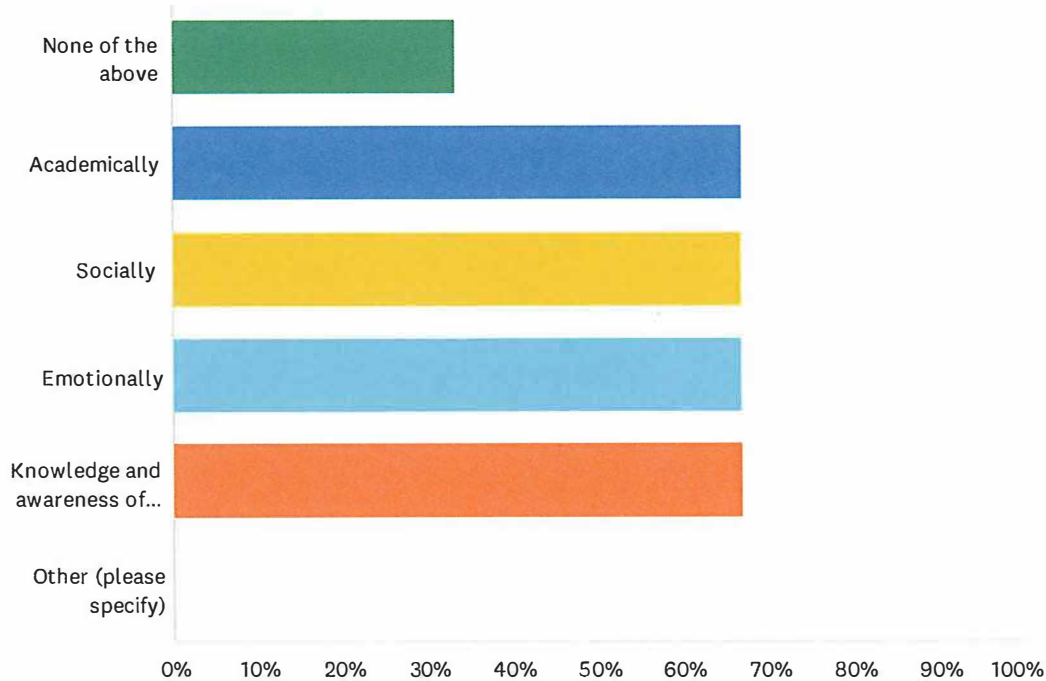
Answered: 3    Skipped: 3



ANSWER CHOICES	RESPONSES	
Excellent	33.33%	1
Good	33.33%	1
Neutral	0.00%	0
Needs Improvement	0.00%	0
Unsatisfactory	33.33%	1
TOTAL		3

Q23 Please indicate the areas in which you believe kindergarten students are prepared for first grade. Please check all that apply.

Answered: 3 Skipped: 3



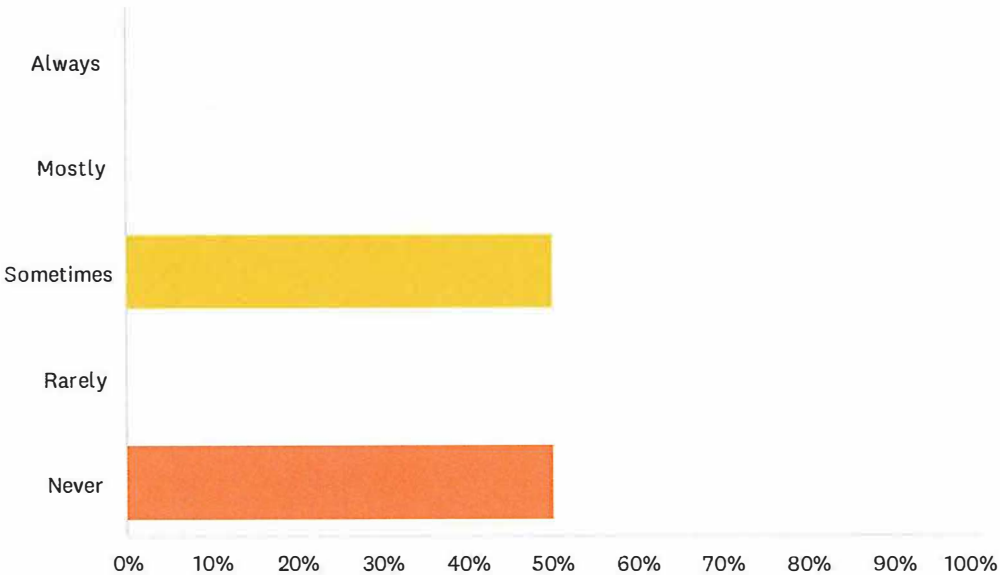
**ANSWER CHOICES**

**RESPONSES**

None of the above	33.33%	1
Academically	66.67%	2
Socially	66.67%	2
Emotionally	66.67%	2
Knowledge and awareness of school structure and routine	66.67%	2
Other (please specify)	0.00%	0
Total Respondents: 3		

Q28 To what degree, if at all, do you believe the current half-day D90 kindergarten program meets the unique needs of individuals students?

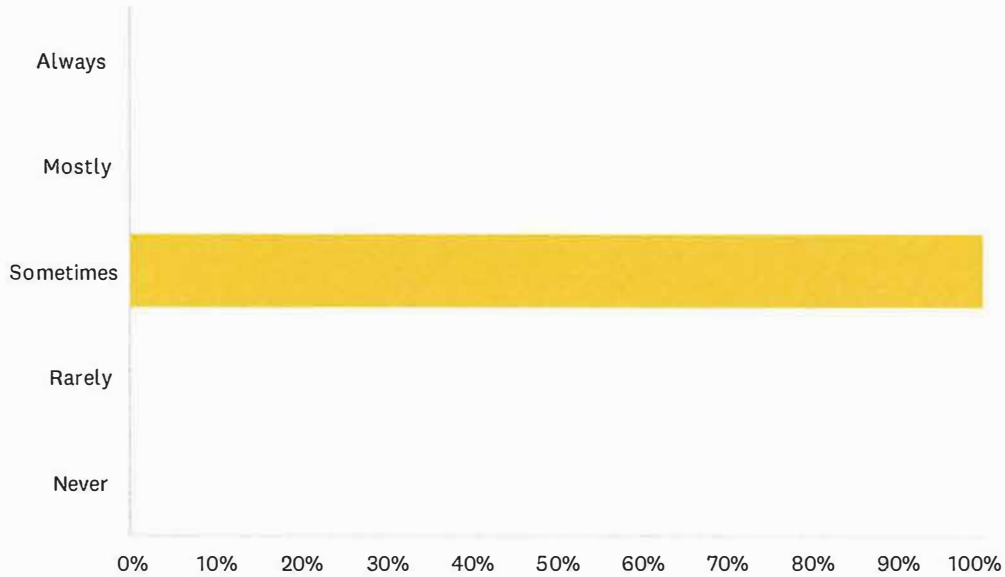
Answered: 2 Skipped: 4



ANSWER CHOICES	RESPONSES	
Always	0.00%	0
Mostly	0.00%	0
Sometimes	50.00%	1
Rarely	0.00%	0
Never	50.00%	1
TOTAL		2

## Q29 To what degree, if at all, do you believe the current half-day D90 kindergarten program meets the unique needs of individual families?

Answered: 2 Skipped: 4



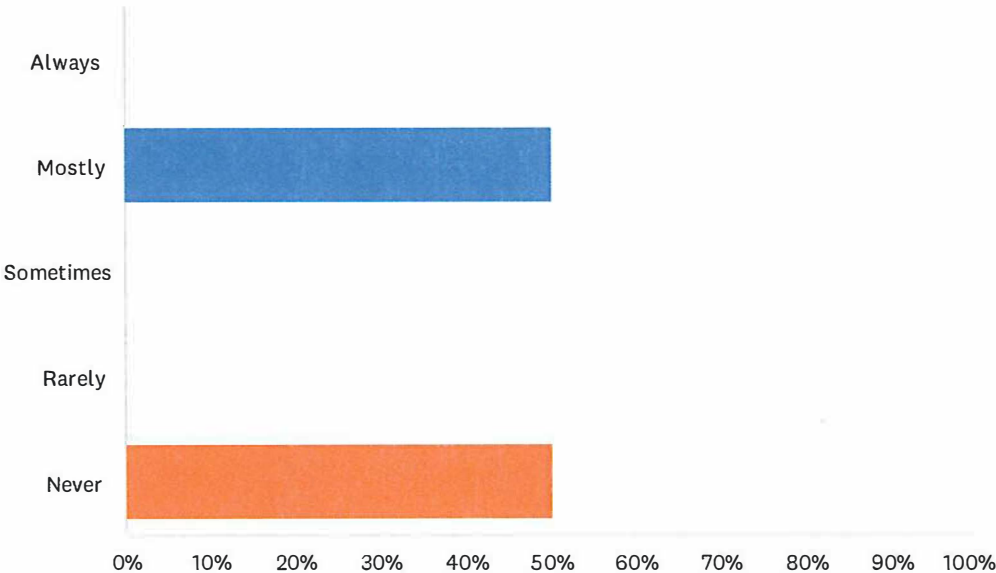
### ANSWER CHOICES

### RESPONSES

Always	0.00%	0
Mostly	0.00%	0
Sometimes	100.00%	2
Rarely	0.00%	0
Never	0.00%	0
<b>TOTAL</b>		<b>2</b>

Q30 To what degree, if at all, do you believe the current half-day D90 kindergarten program provides an equitable learning foundation for all students entering the school district?

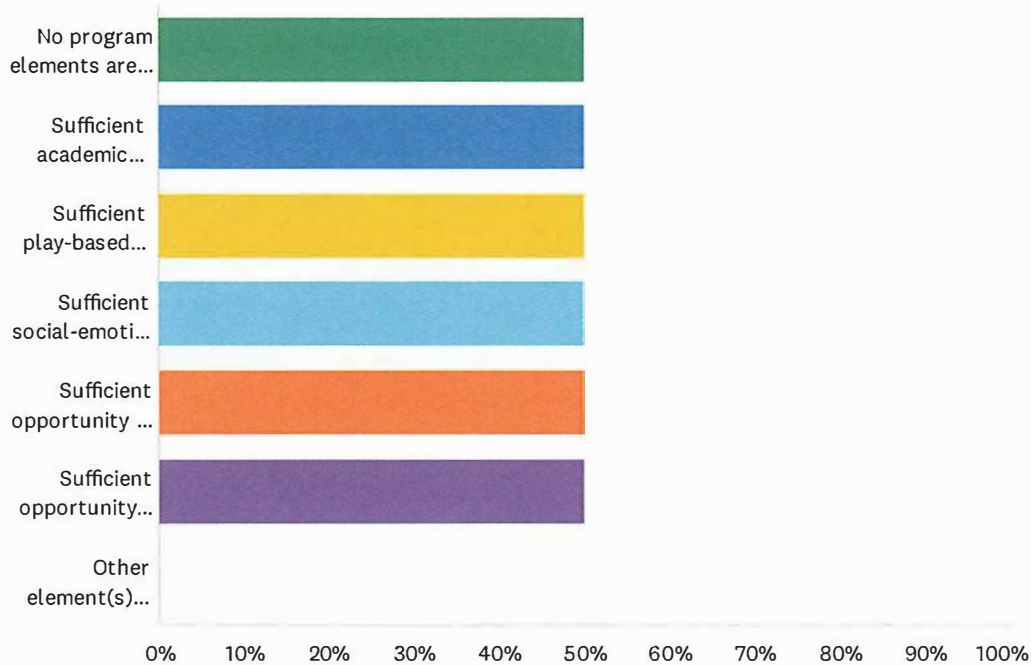
Answered: 2    Skipped: 4



ANSWER CHOICES	RESPONSES	
Always	0.00%	0
Mostly	50.00%	1
Sometimes	0.00%	0
Rarely	0.00%	0
Never	50.00%	1
TOTAL		2

Q31 If any, please identify program elements that you believe the current D90 kindergarten program may be lacking. Please check any that apply.

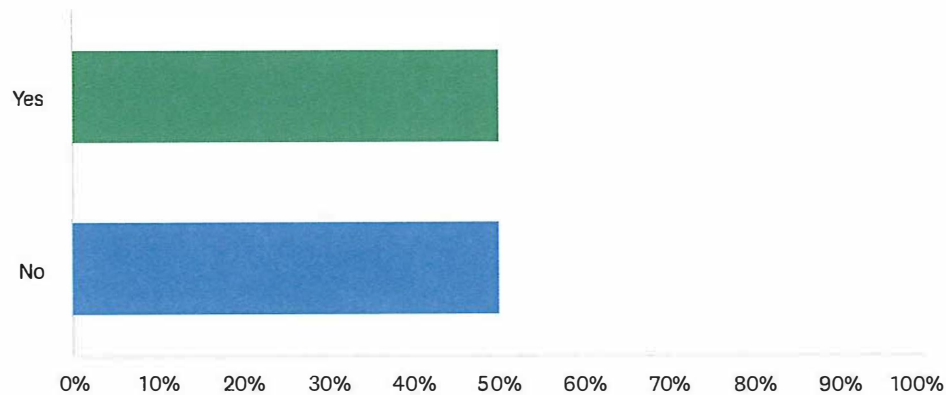
Answered: 2 Skipped: 4



ANSWER CHOICES	RESPONSES	
No program elements are lacking	50.00%	1
Sufficient academic learning experiences	50.00%	1
Sufficient play-based learning experiences	50.00%	1
Sufficient social-emotional learning experiences	50.00%	1
Sufficient opportunity to build relationships with educators	50.00%	1
Sufficient opportunity build relationships with peers	50.00%	1
Other element(s) (please specify)	0.00%	0
Total Respondents: 2		

Q32 Do you believe that anyone in the community is not having their needs met with the current structure of the D90 kindergarten program?

Answered: 2    Skipped: 4



ANSWER CHOICES	RESPONSES	
Yes	50.00%	1
No	50.00%	1
TOTAL		2

**Q33 Please use this comment box to provide additional information you would like to share about any of the questions asked previously.**

Answered: 1   Skipped: 5

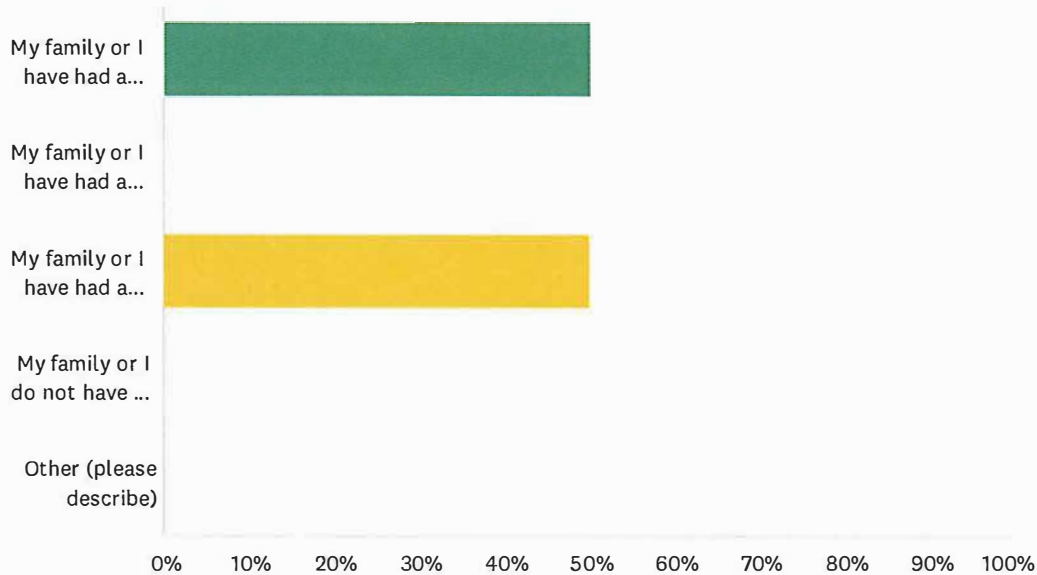


**Q34 Do you have a relevant story or personal experience pertaining to kindergarten in District 90 that you would like to share? If so, please insert it in the comment box.**

Answered: 1   Skipped: 5

## Q35 Which statement best describes your perceived length of experience with District 90 schools?

Answered: 2 Skipped: 4



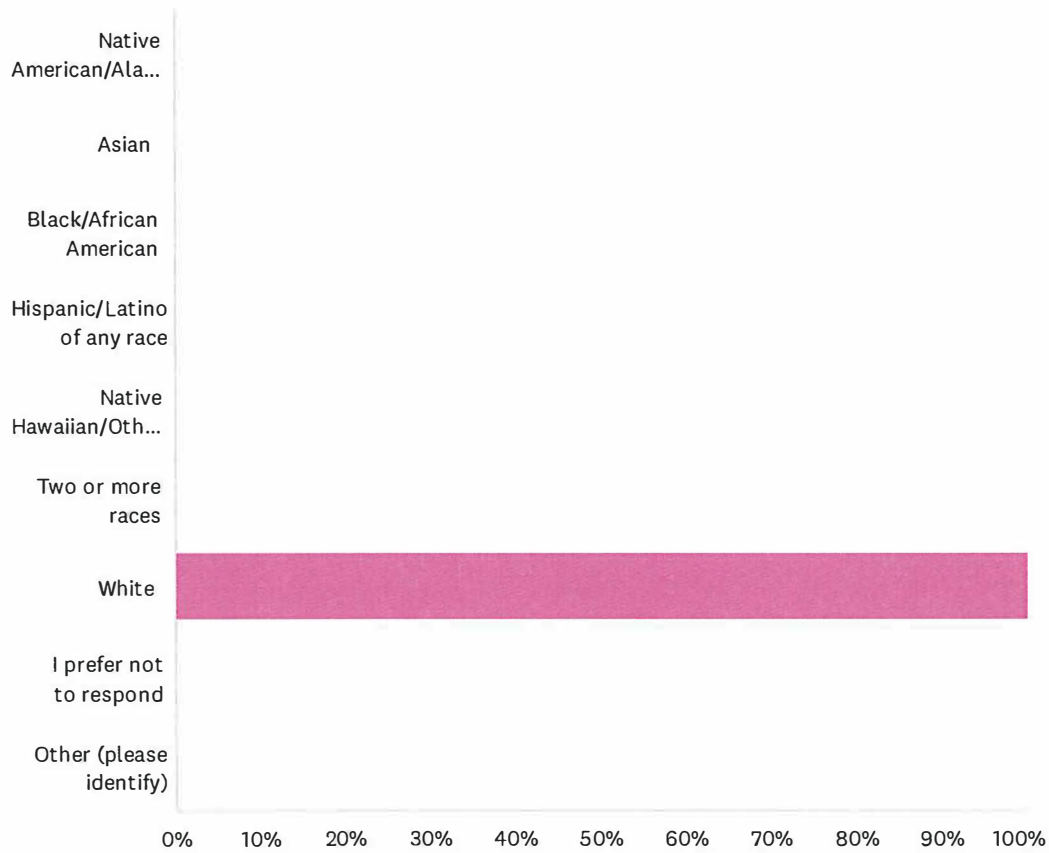
### ANSWER CHOICES

### RESPONSES

My family or I have had a lengthy relationship with District 90 schools	50.00%	1
My family or I have had a medium-length relationship with District 90 schools	0.00%	0
My family or I have had a short relationship with District 90 schools	50.00%	1
My family or I do not have a personal relationship with District 90 schools	0.00%	0
Other (please describe)	0.00%	0
<b>TOTAL</b>		<b>2</b>

## Q36 My race/ethnicity is:

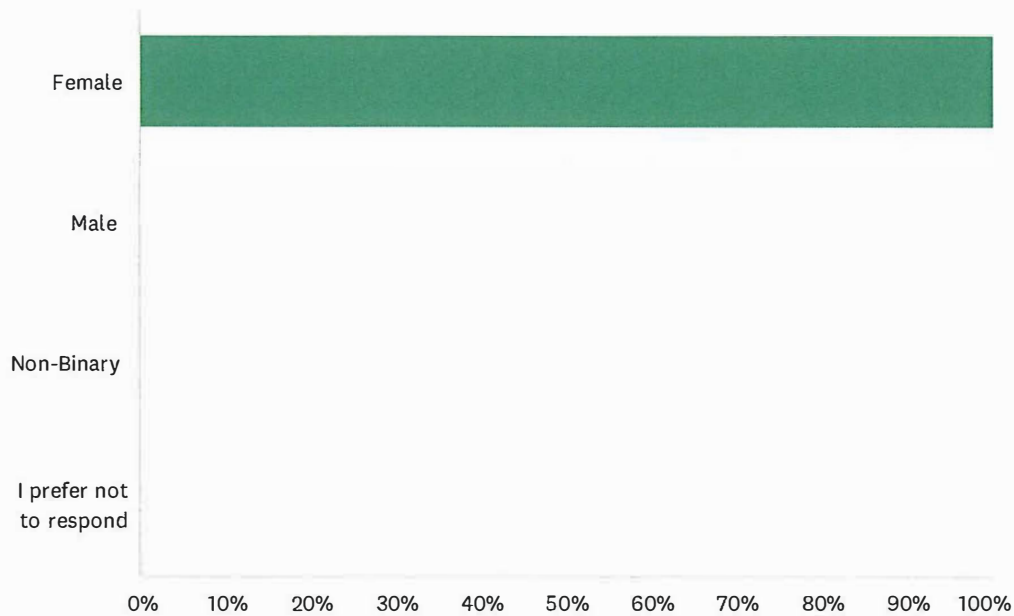
Answered: 2 Skipped: 4



ANSWER CHOICES	RESPONSES	
Native American/Alaska Native	0.00%	0
Asian	0.00%	0
Black/African American	0.00%	0
Hispanic/Latino of any race	0.00%	0
Native Hawaiian/Other Pacific Islander	0.00%	0
Two or more races	0.00%	0
White	100.00%	2
I prefer not to respond	0.00%	0
Other (please identify)	0.00%	0
<b>TOTAL</b>		<b>2</b>

### Q37 Which of the following best describes your gender identity?

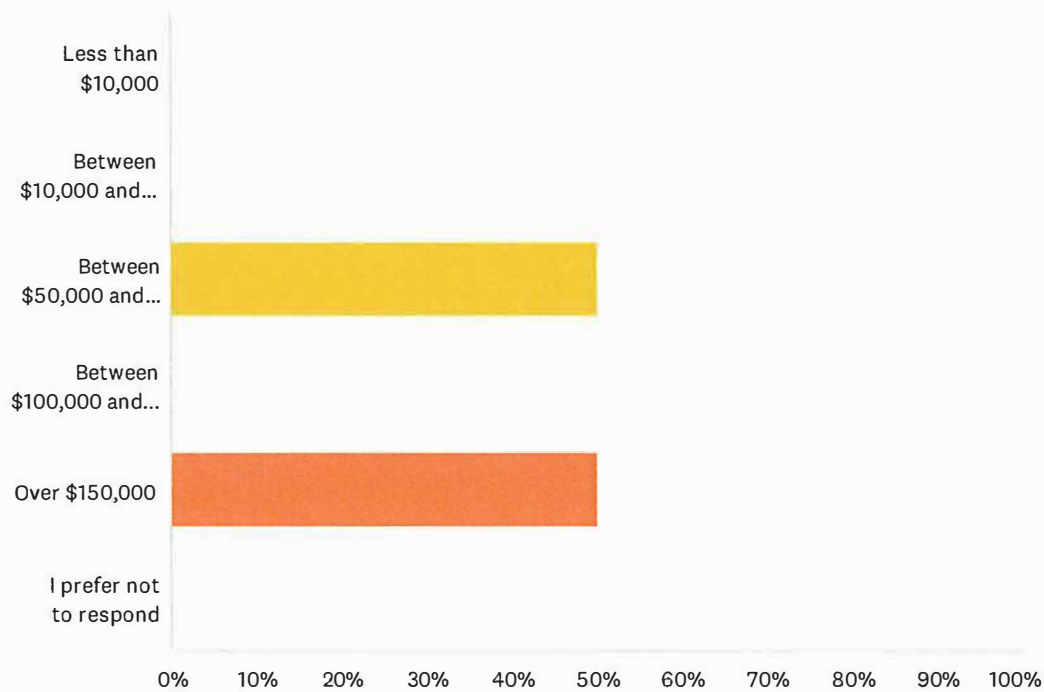
Answered: 2 Skipped: 4



ANSWER CHOICES	RESPONSES	
Female	100.00%	2
Male	0.00%	0
Non-Binary	0.00%	0
I prefer not to respond	0.00%	0
TOTAL		2

## Q38 Which of these categories describes your annual household income?

Answered: 2 Skipped: 4



## ANSWER CHOICES

Less than \$10,000

Between \$10,000 and \$50,000

Between \$50,000 and \$100,000

Between \$100,000 and \$150,000

Over \$150,000

I prefer not to respond

TOTAL

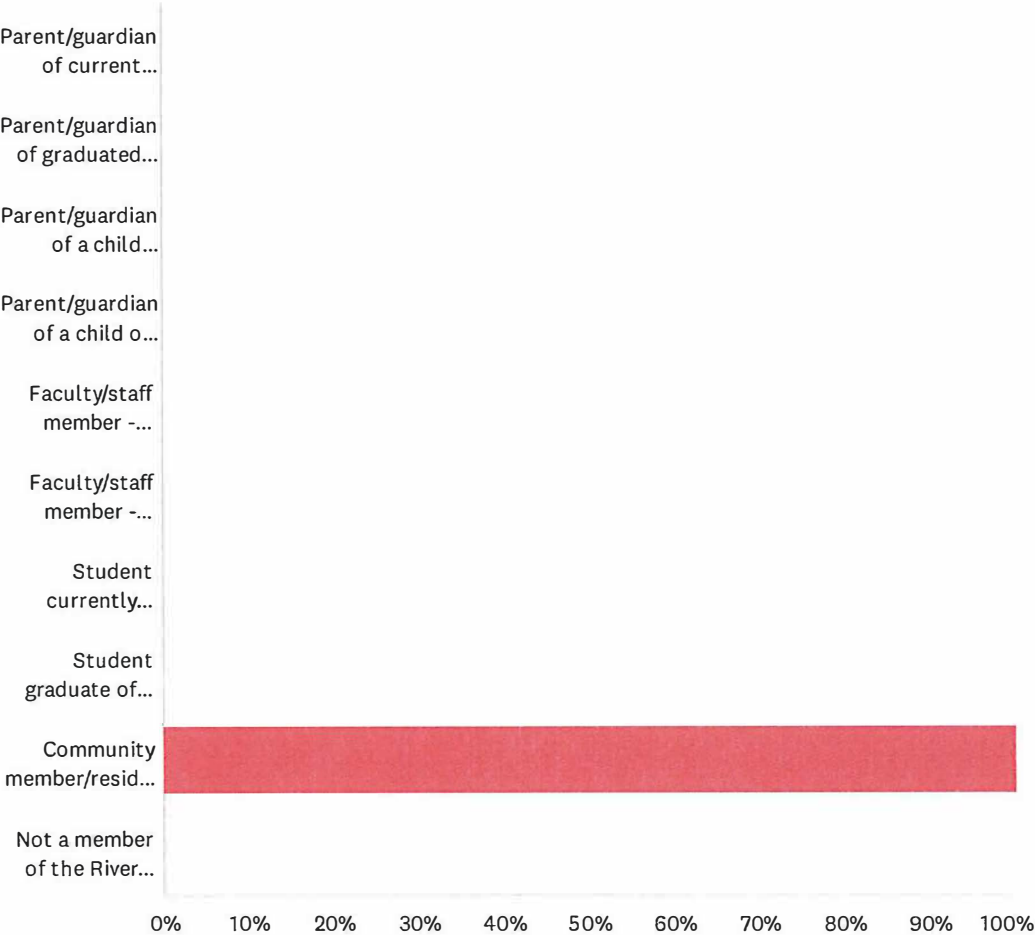
## RESPONSES

0.00%	0
0.00%	0
50.00%	1
0.00%	0
50.00%	1
0.00%	0
	2

*Community Member/  
Resident of River Forest*

Q1 Please identify your current relationship with the River Forest District 90 school district. Please choose the answer that best reflects your relationship.

Answered: 33 Skipped: 0



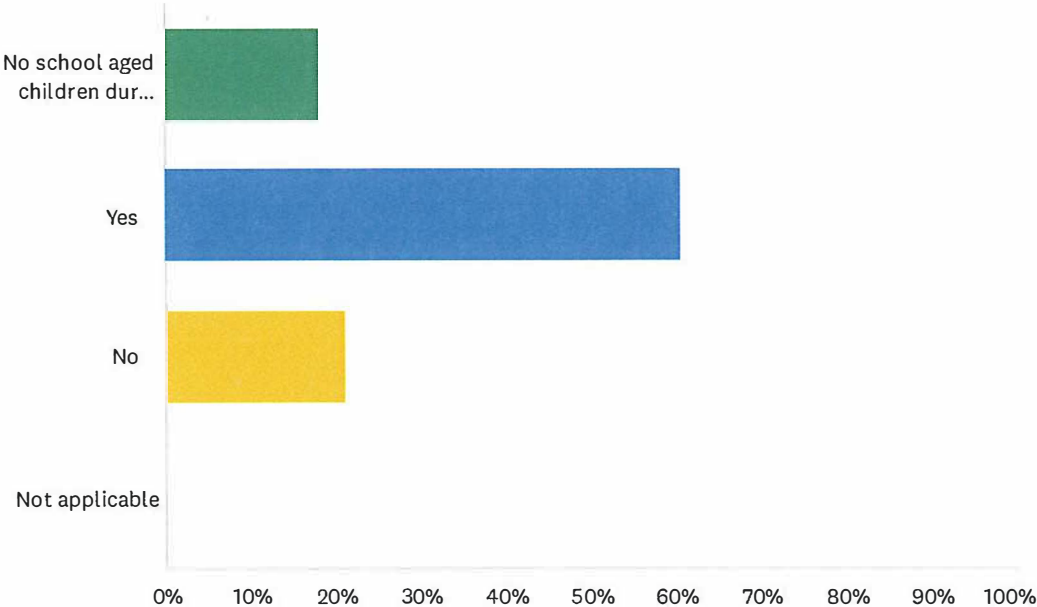
## River Forest District 90 Kindergarten Program Survey

ANSWER CHOICES	RESPONSES	
Parent/guardian of current District 90 student(s)	0.00%	0
Parent/guardian of graduated District 90 student(s)	0.00%	0
Parent/guardian of a child below the age of 5 years (River Forest resident)	0.00%	0
Parent/guardian of a child or children who attends or attended private school (River Forest resident)	0.00%	0
Faculty/staff member - District 90 schools	0.00%	0
Faculty/staff member - District 90 schools (middle school level)	0.00%	0
Student currently enrolled in District 90 schools	0.00%	0
Student graduate of District 90 schools	0.00%	0
Community member/resident of River Forest	100.00%	33
Not a member of the River Forest community	0.00%	0
TOTAL		33



Q24 If you had a child or children, did your child or children attend kindergarten in District 90?

Answered: 33    Skipped: 0



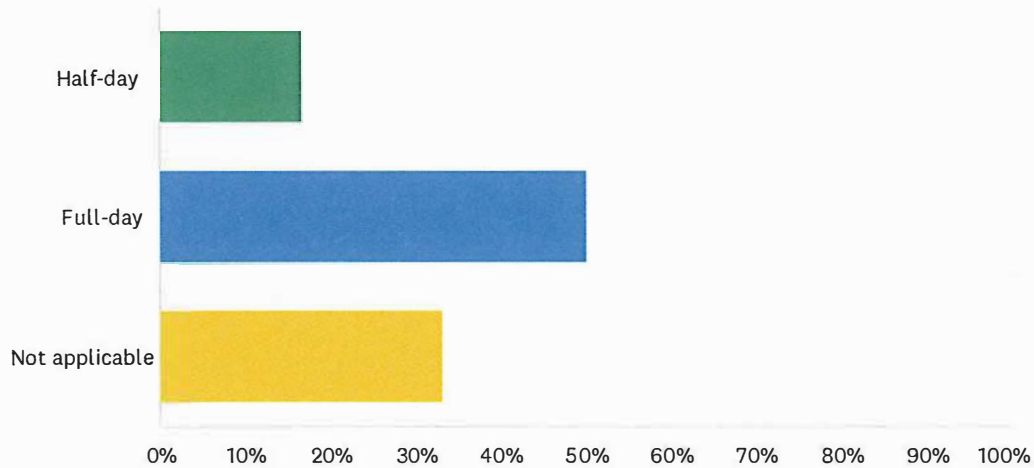
ANSWER CHOICES

RESPONSES

No school aged children during residency in River Forest	18.18%	6
Yes	60.61%	20
No	21.21%	7
Not applicable	0.00%	0
TOTAL		33

Q25 If you enrolled your child or children in a kindergarten program other than the kindergarten program offered by District 90, please indicate whether the program was half-day or full-day in length.

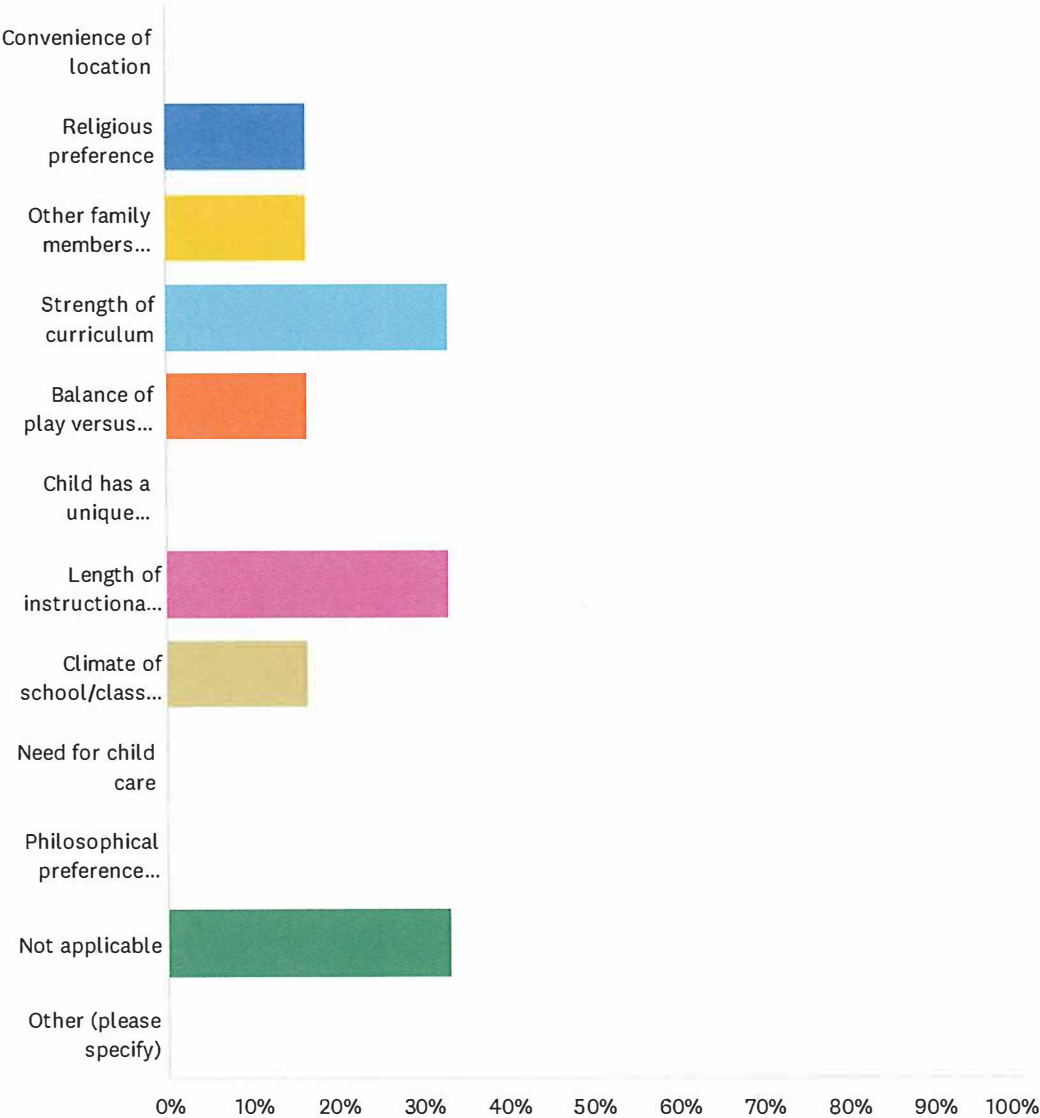
Answered: 6 Skipped: 27



ANSWER CHOICES	RESPONSES	
Half-day	16.67%	1
Full-day	50.00%	3
Not applicable	33.33%	2
TOTAL		6

Q26 If you enrolled your child in a kindergarten program other than the kindergarten program offered in District 90, please indicate your reason(s) for this decision. Please check all that apply.

Answered: 6 Skipped: 27

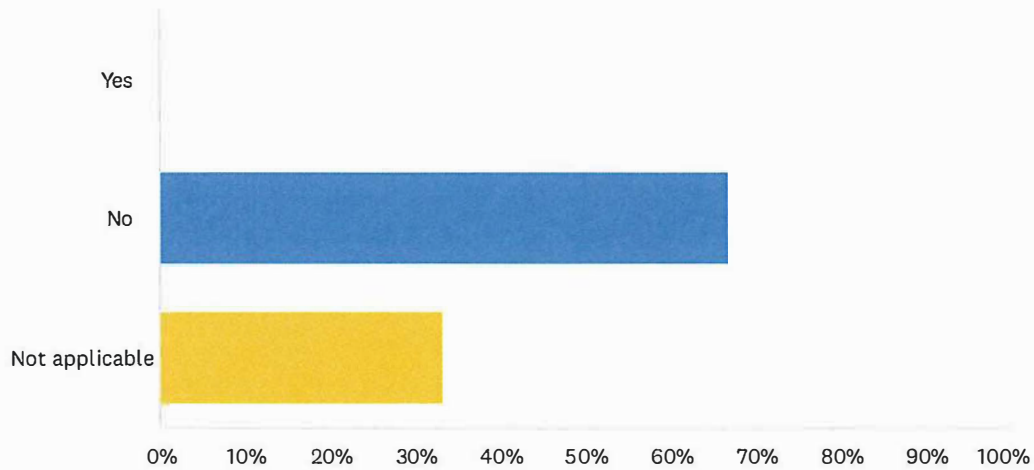


## River Forest District 90 Kindergarten Program Survey

ANSWER CHOICES	RESPONSES	
Convenience of location	0.00%	0
Religious preference	16.67%	1
Other family members attending private program	16.67%	1
Strength of curriculum	33.33%	2
Balance of play versus academic instruction	16.67%	1
Child has a unique instructional need	0.00%	0
Length of instructional day (half-day versus full-day)	33.33%	2
Climate of school/classroom	16.67%	1
Need for child care	0.00%	0
Philosophical preference (i.e. Montessori program)	0.00%	0
Not applicable	33.33%	2
Other (please specify)	0.00%	0
Total Respondents: 6		

## Q27 Did you elect to supplement your child's or childrens' formal kindergarten experience with other instructional activities or social programming?

Answered: 6 Skipped: 27



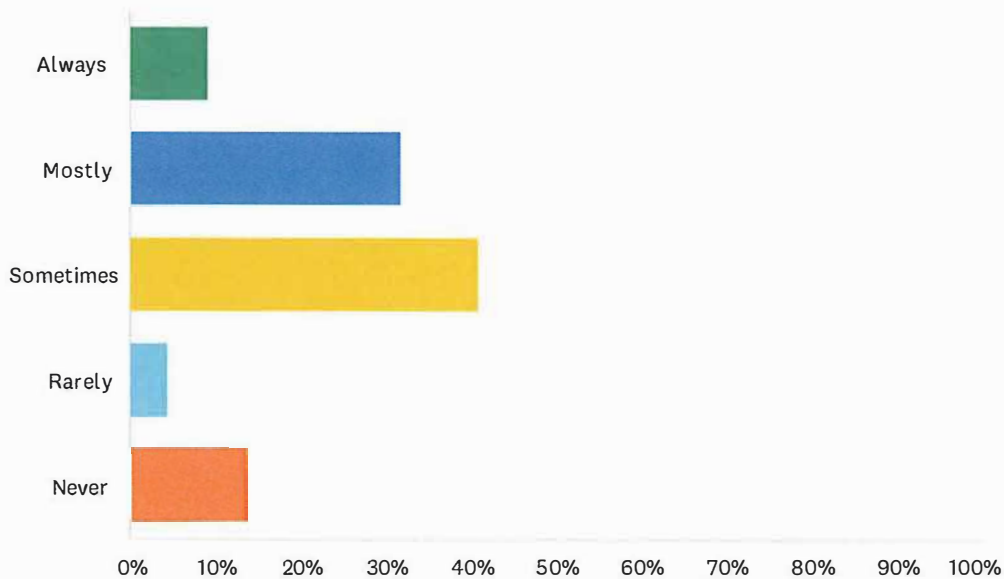
### ANSWER CHOICES

### RESPONSES

Yes	0.00%	0
No	66.67%	4
Not applicable	33.33%	2
TOTAL		6

## Q28 To what degree, if at all, do you believe the current half-day D90 kindergarten program meets the unique needs of individuals students?

Answered: 22 Skipped: 11



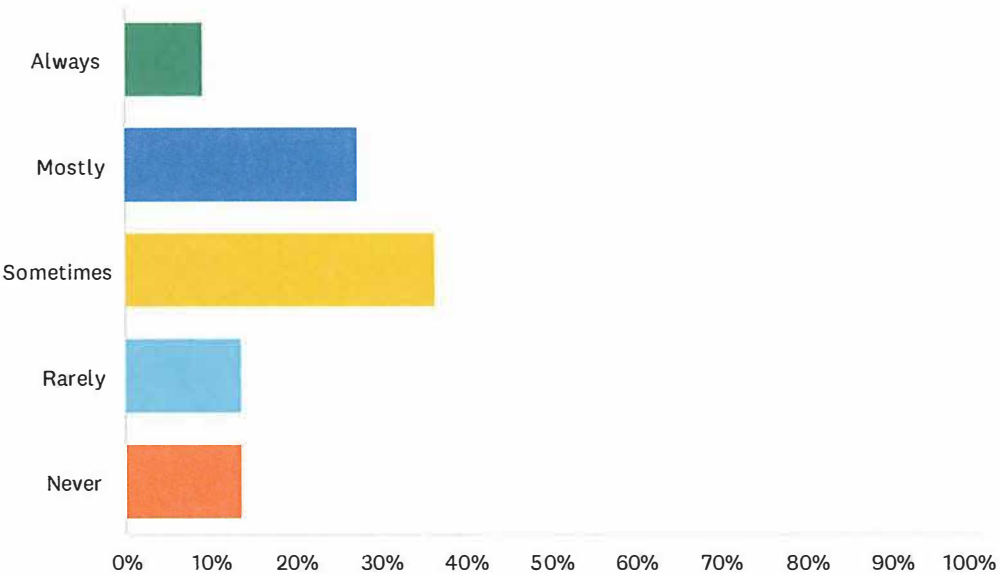
### ANSWER CHOICES

### RESPONSES

Always	9.09%	2
Mostly	31.82%	7
Sometimes	40.91%	9
Rarely	4.55%	1
Never	13.64%	3
TOTAL		22

Q29 To what degree, if at all, do you believe the current half-day D90 kindergarten program meets the unique needs of individual families?

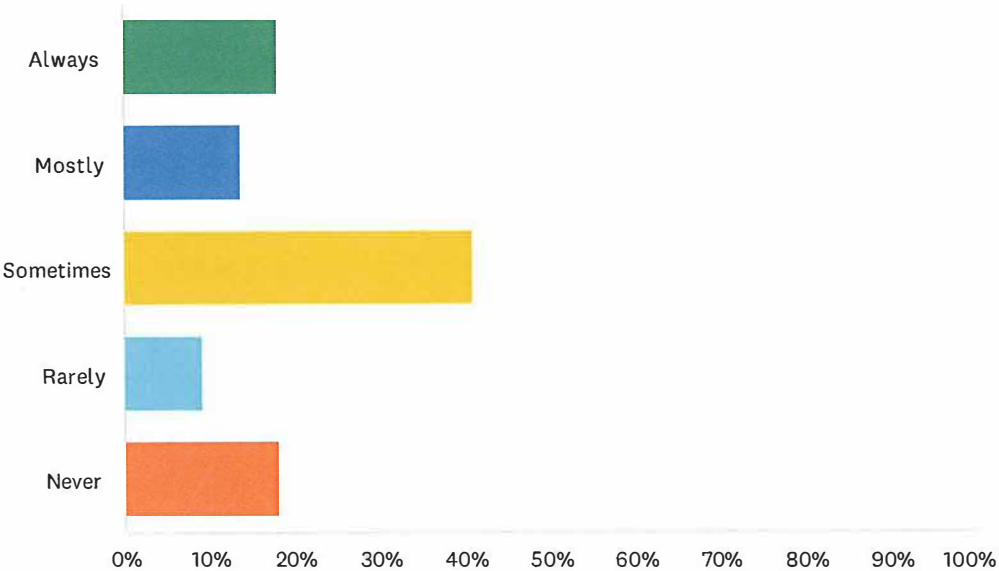
Answered: 22    Skipped: 11



ANSWER CHOICES	RESPONSES	
Always	9.09%	2
Mostly	27.27%	6
Sometimes	36.36%	8
Rarely	13.64%	3
Never	13.64%	3
TOTAL		22

Q30 To what degree, if at all, do you believe the current half-day D90 kindergarten program provides an equitable learning foundation for all students entering the school district?

Answered: 22    Skipped: 11

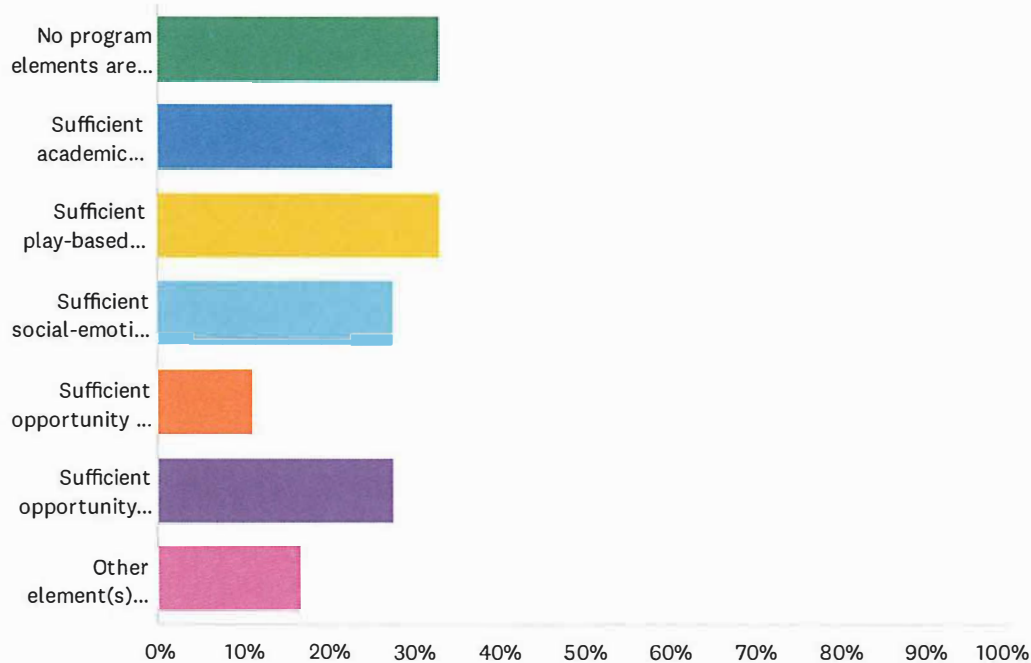


ANSWER CHOICES	RESPONSES	
Always	18.18%	4
Mostly	13.64%	3
Sometimes	40.91%	9
Rarely	9.09%	2
Never	18.18%	4
TOTAL		22



Q31 If any, please identify program elements that you believe the current D90 kindergarten program may be lacking. Please check any that apply.

Answered: 18 Skipped: 15



#### ANSWER CHOICES

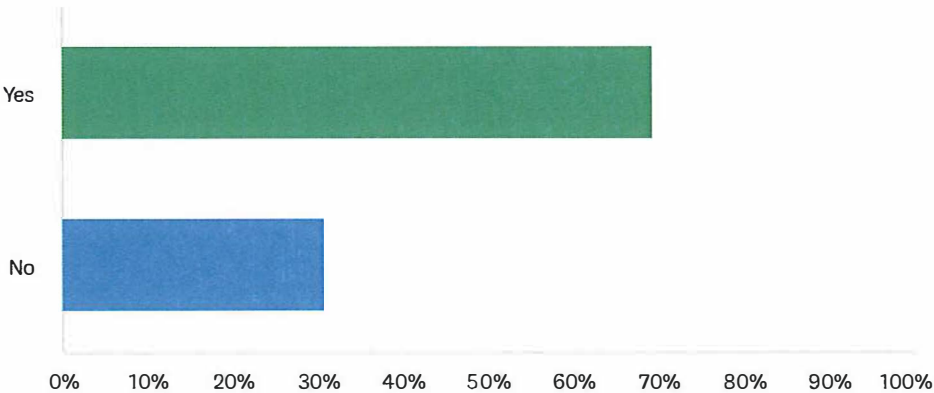
#### RESPONSES

No program elements are lacking	33.33%	6
Sufficient academic learning experiences	27.78%	5
Sufficient play-based learning experiences	33.33%	6
Sufficient social-emotional learning experiences	27.78%	5
Sufficient opportunity to build relationships with educators	11.11%	2
Sufficient opportunity build relationships with peers	27.78%	5
Other element(s) (please specify)	16.67%	3

Total Respondents: 18

Q32 Do you believe that anyone in the community is not having their needs met with the current structure of the D90 kindergarten program?

Answered: 26 Skipped: 7



ANSWER CHOICES	RESPONSES	
Yes	69.23%	18
No	30.77%	8
TOTAL		26

**Q33 Please use this comment box to provide additional information you would like to share about any of the questions asked previously.**

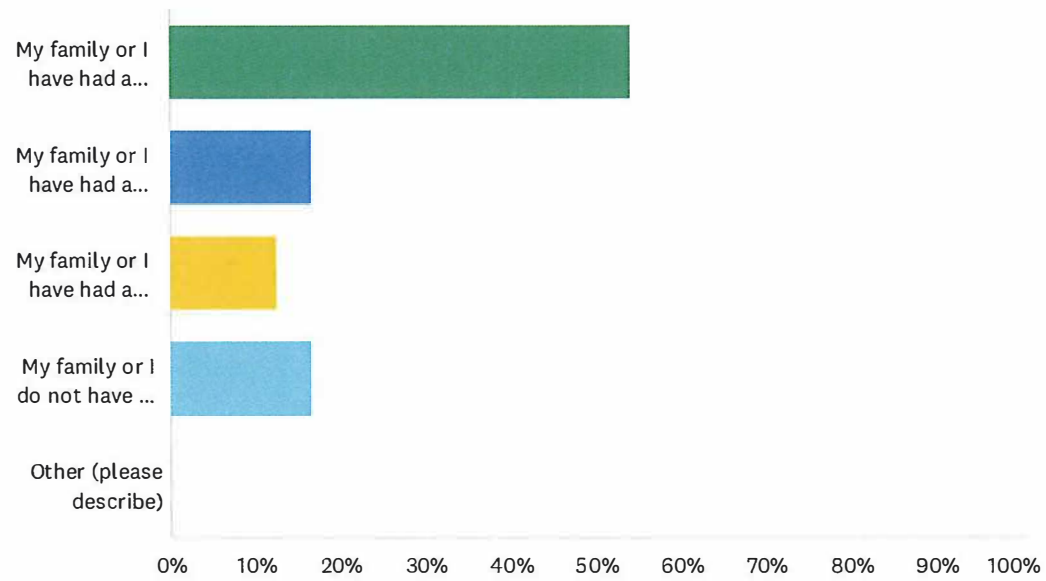
Answered: 8   Skipped: 25

Q34 Do you have a relevant story or personal experience pertaining to kindergarten in District 90 that you would like to share? If so, please insert it in the comment box.

Answered: 4    Skipped: 29

Q35 Which statement best describes your perceived length of experience with District 90 schools?

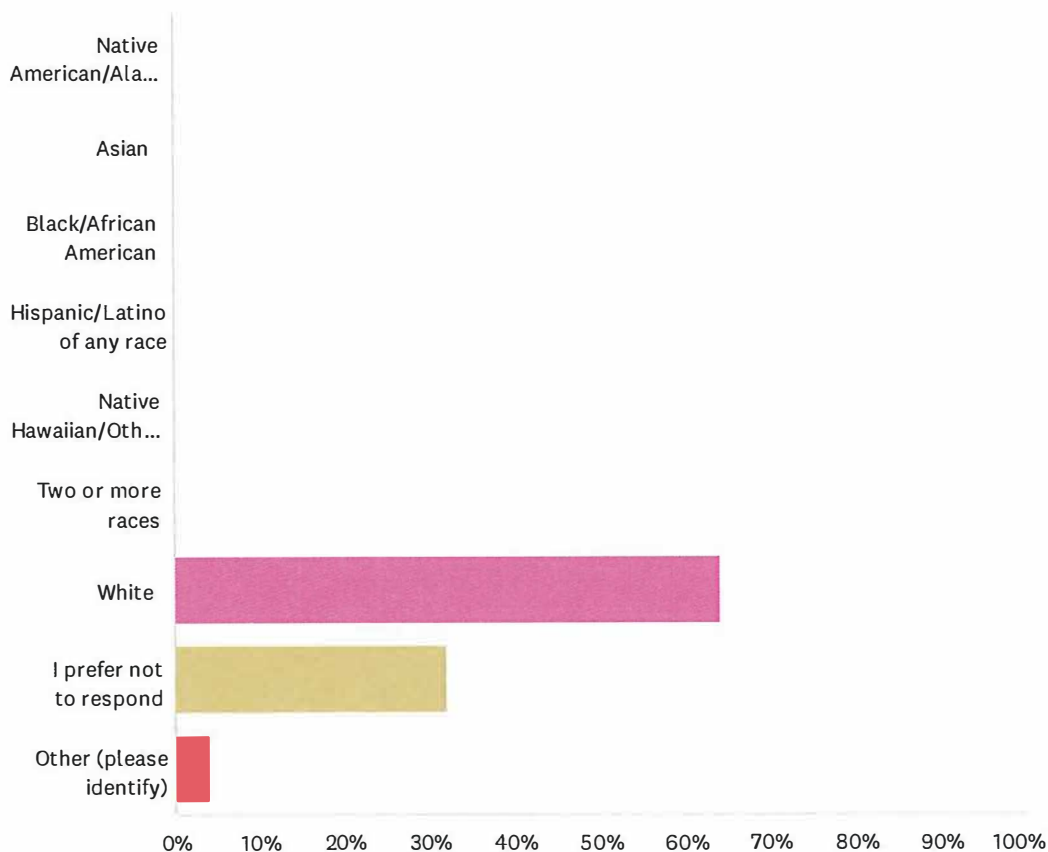
Answered: 24 Skipped: 9



ANSWER CHOICES	RESPONSES	
My family or I have had a lengthy relationship with District 90 schools	54.17%	13
My family or I have had a medium-length relationship with District 90 schools	16.67%	4
My family or I have had a short relationship with District 90 schools	12.50%	3
My family or I do not have a personal relationship with District 90 schools	16.67%	4
Other (please describe)	0.00%	0
TOTAL		24

## Q36 My race/ethnicity is:

Answered: 25 Skipped: 8



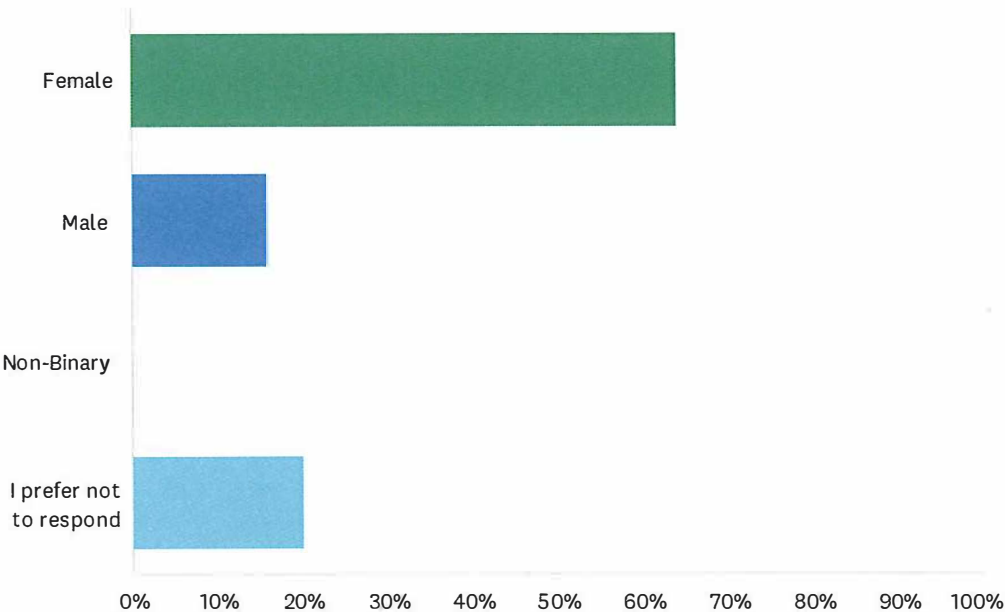
### ANSWER CHOICES

### RESPONSES

Native American/Alaska Native	0.00%	0
Asian	0.00%	0
Black/African American	0.00%	0
Hispanic/Latino of any race	0.00%	0
Native Hawaiian/Other Pacific Islander	0.00%	0
Two or more races	0.00%	0
White	64.00%	16
I prefer not to respond	32.00%	8
Other (please identify)	4.00%	1
<b>TOTAL</b>		<b>25</b>

Q37 Which of the following best describes your gender identity?

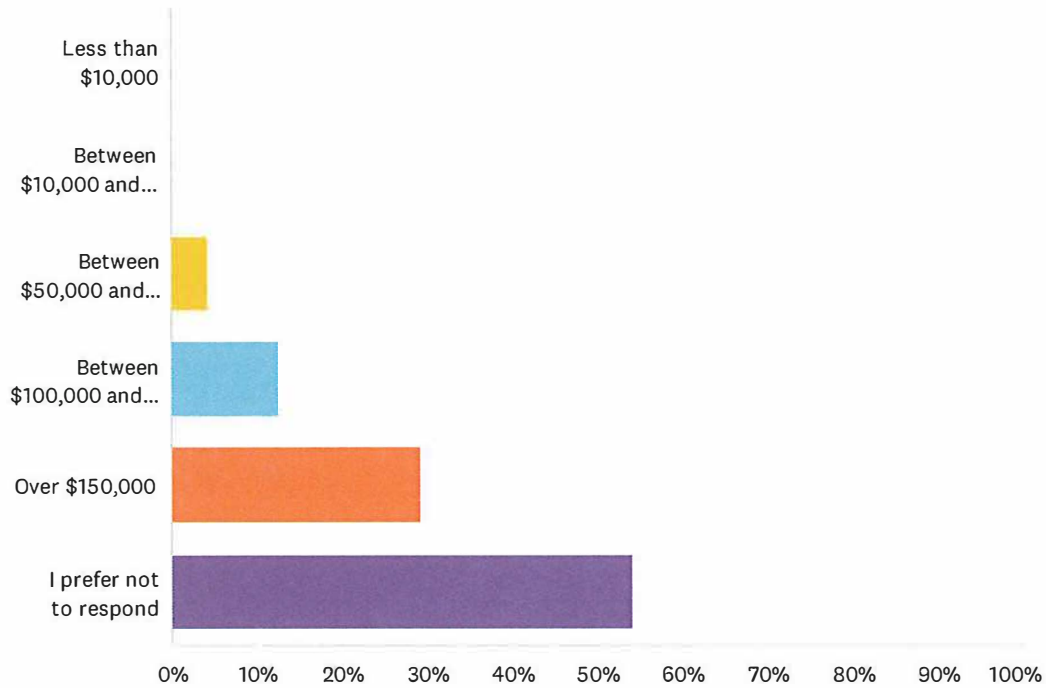
Answered: 25    Skipped: 8



ANSWER CHOICES	RESPONSES	
Female	64.00%	16
Male	16.00%	4
Non-Binary	0.00%	0
I prefer not to respond	20.00%	5
TOTAL		25

## Q38 Which of these categories describes your annual household income?

Answered: 24 Skipped: 9



### ANSWER CHOICES

### RESPONSES

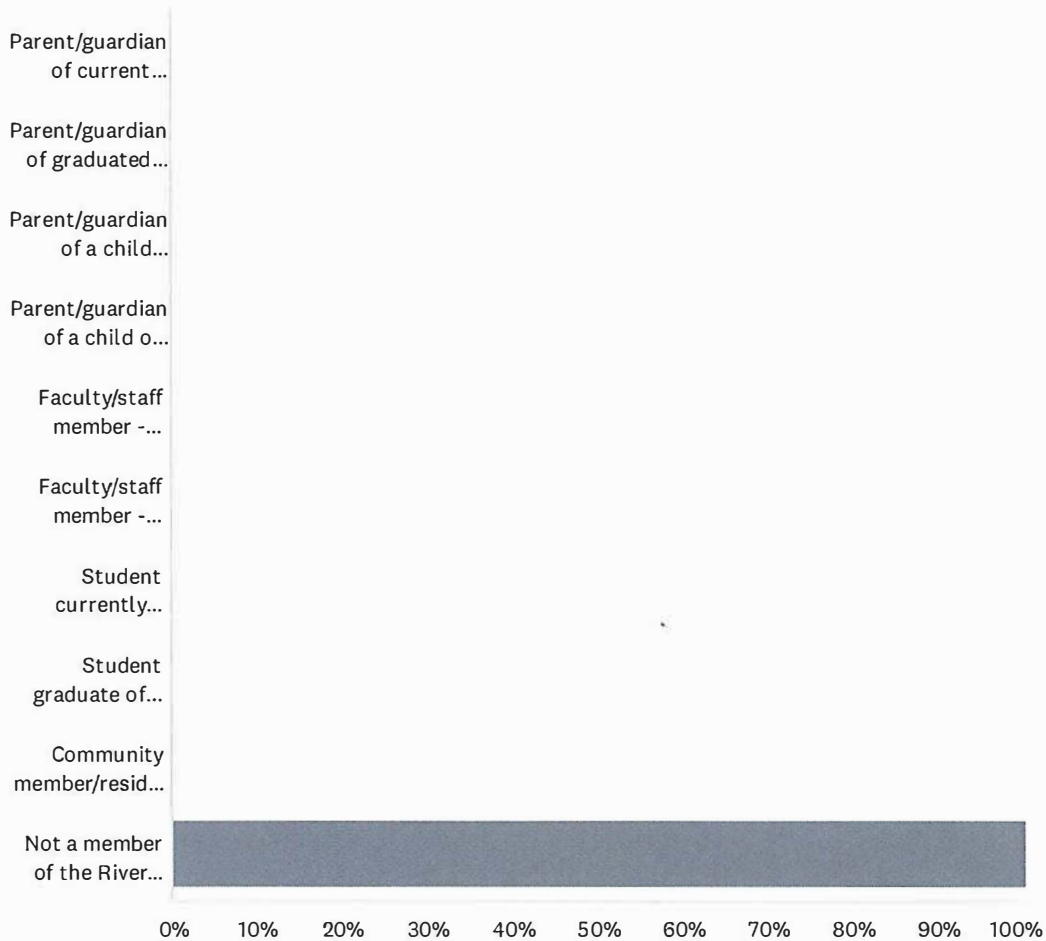
Less than \$10,000	0.00%	0
Between \$10,000 and \$50,000	0.00%	0
Between \$50,000 and \$100,000	4.17%	1
Between \$100,000 and \$150,000	12.50%	3
Over \$150,000	29.17%	7
I prefer not to respond	54.17%	13
<b>TOTAL</b>		<b>24</b>



*Not Member of  
River Forest Community*

Q1 Please identify your current relationship with the River Forest District 90 school district. Please choose the answer that best reflects your relationship.

Answered: 3 Skipped: 0



# River Forest District 90 Kindergarten Program Survey

## ANSWER CHOICES

## RESPONSES

Parent/guardian of current District 90 student(s)	0.00%	0
Parent/guardian of graduated District 90 student(s)	0.00%	0
Parent/guardian of a child below the age of 5 years (River Forest resident)	0.00%	0
Parent/guardian of a child or children who attends or attended private school (River Forest resident)	0.00%	0
Faculty/staff member - District 90 schools	0.00%	0
Faculty/staff member - District 90 schools (middle school level)	0.00%	0
Student currently enrolled in District 90 schools	0.00%	0
Student graduate of District 90 schools	0.00%	0
Community member/resident of River Forest	0.00%	0
Not a member of the River Forest community	100.00%	3
TOTAL		3

**Q33** Please use this comment box to provide additional information you would like to share about any of the questions asked previously.

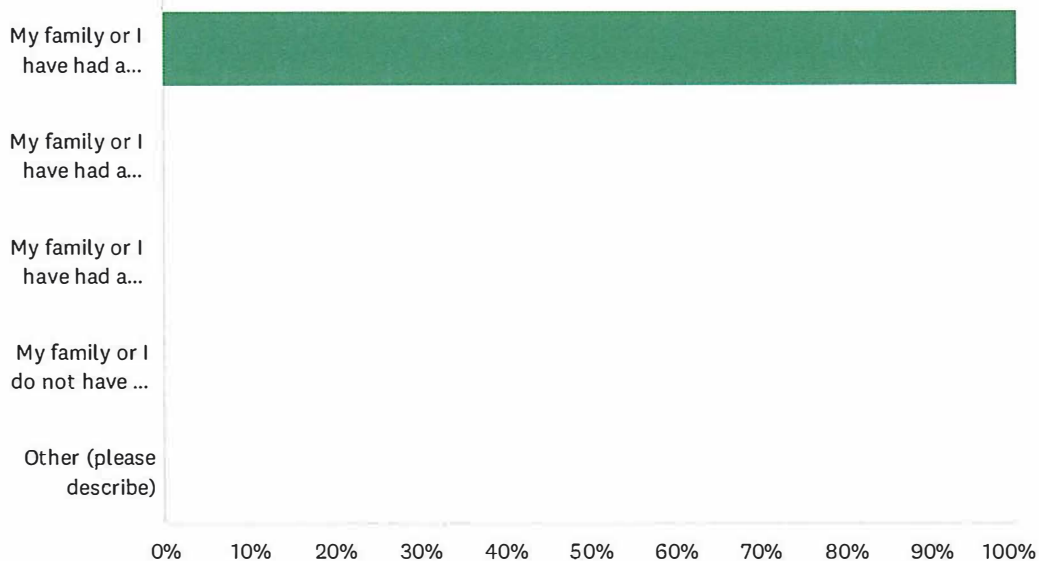
Answered: 0   Skipped: 3

Q34 Do you have a relevant story or personal experience pertaining to kindergarten in District 90 that you would like to share? If so, please insert it in the comment box.

Answered: 0   Skipped: 3

## Q35 Which statement best describes your perceived length of experience with District 90 schools?

Answered: 1 Skipped: 2



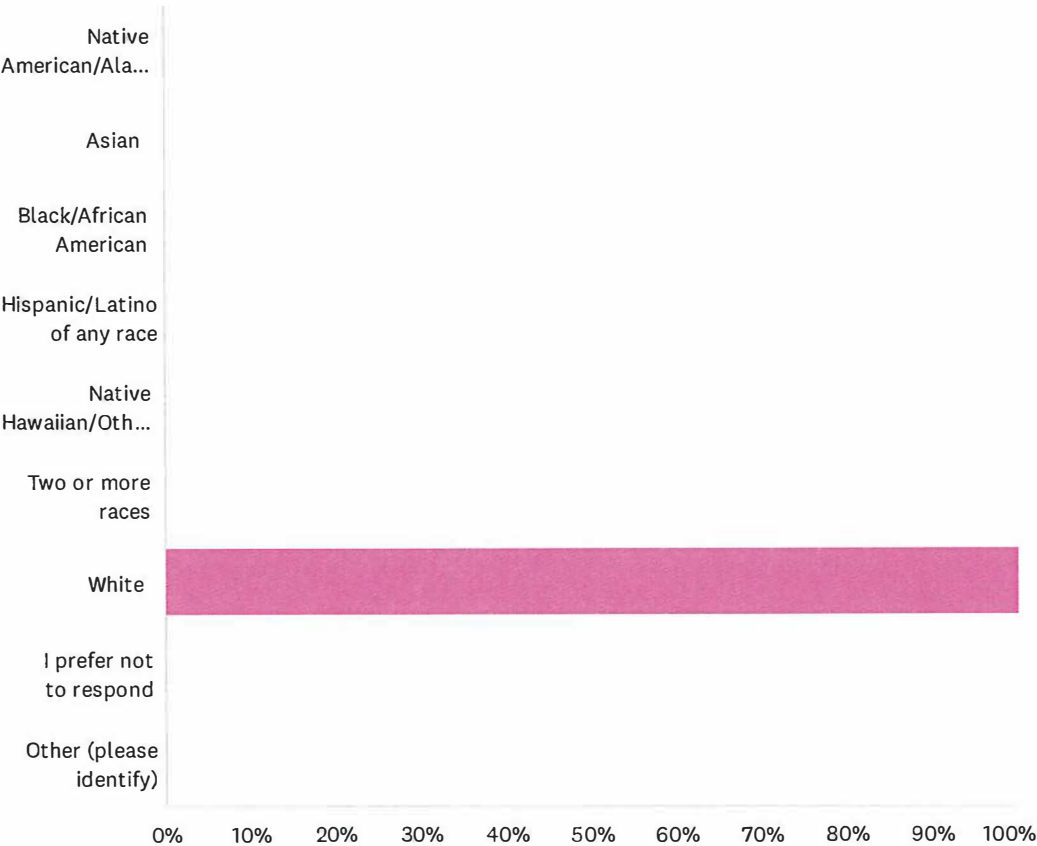
### ANSWER CHOICES

### RESPONSES

My family or I have had a lengthy relationship with District 90 schools	100.00%	1
My family or I have had a medium-length relationship with District 90 schools	0.00%	0
My family or I have had a short relationship with District 90 schools	0.00%	0
My family or I do not have a personal relationship with District 90 schools	0.00%	0
Other (please describe)	0.00%	0
<b>TOTAL</b>		<b>1</b>

Q36 My race/ethnicity is:

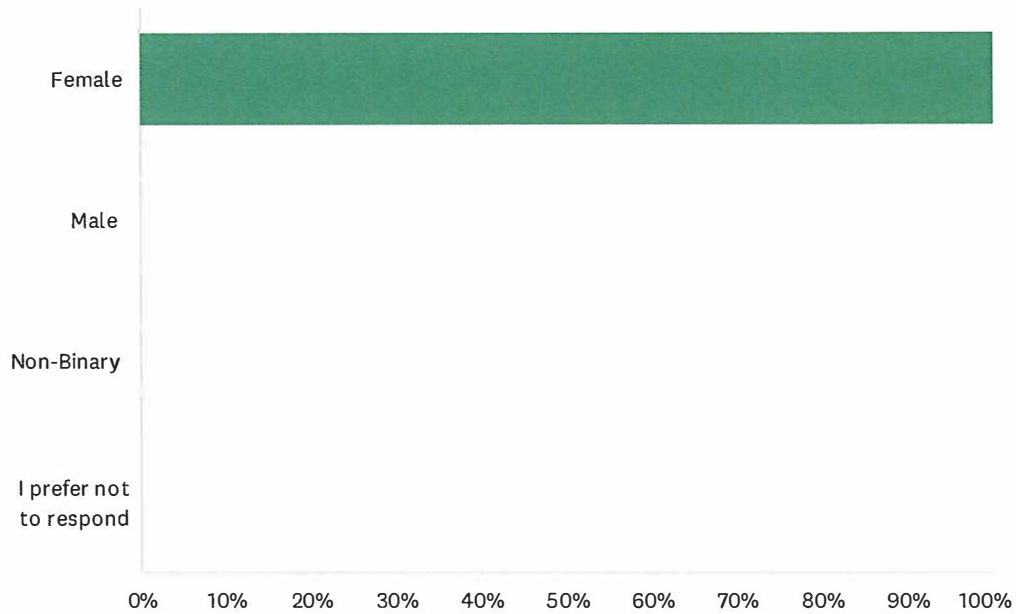
Answered: 1    Skipped: 2



ANSWER CHOICES	RESPONSES	
Native American/Alaska Native	0.00%	0
Asian	0.00%	0
Black/African American	0.00%	0
Hispanic/Latino of any race	0.00%	0
Native Hawaiian/Other Pacific Islander	0.00%	0
Two or more races	0.00%	0
White	100.00%	1
I prefer not to respond	0.00%	0
Other (please identify)	0.00%	0
TOTAL		1

### Q37 Which of the following best describes your gender identity?

Answered: 1 Skipped: 2

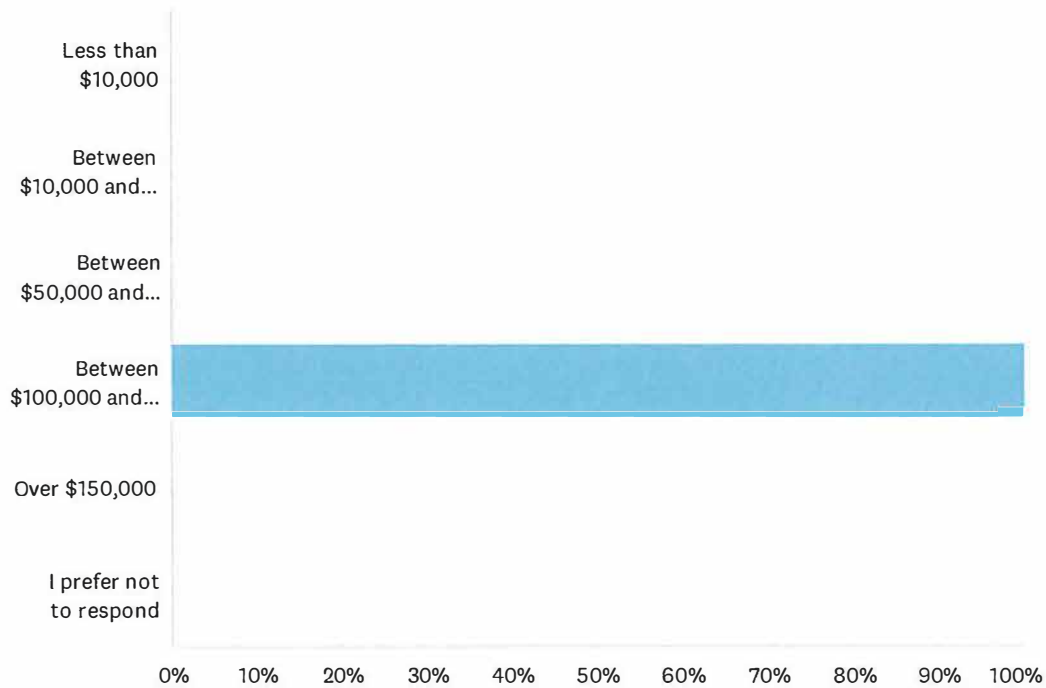


ANSWER CHOICES	RESPONSES	
Female	100.00%	1
Male	0.00%	0
Non-Binary	0.00%	0
I prefer not to respond	0.00%	0
TOTAL		1



## Q38 Which of these categories describes your annual household income?

Answered: 1 Skipped: 2



### ANSWER CHOICES

### RESPONSES

Less than \$10,000	0.00%	0
Between \$10,000 and \$50,000	0.00%	0
Between \$50,000 and \$100,000	0.00%	0
Between \$100,000 and \$150,000	100.00%	1
Over \$150,000	0.00%	0
I prefer not to respond	0.00%	0
<b>TOTAL</b>		<b>1</b>