



MAST

MONTANA ALIGNED TO STANDARDS
THROUGH-YEAR ASSESSMENTS

MAST AIMS TO PROVIDE A MORE COMPREHENSIVE AND
TIMELY PICTURE OF STUDENT LEARNING THAN
TRADITIONAL YEAR-END ASSESSMENTS. IT'S DESIGNED
TO BE ALIGNED WITH INSTRUCTION AND PROVIDE
DATA THAT TEACHERS CAN USE TO INFORM THEIR
TEACHING PRACTICES

ELA

6TH-INFO: 70% BAND 1, 8% BAND 3.
NARRATIVE: 75% BAND 1, 8% BAND 3.

7TH- INFO: 67% BAND 1, 12% BAND
3.
NARRATIVE: 73% BAND 1, 8% BAND 3

8TH- INFO: 68% BAND 1, 4% BAND 3.
NARRATIVE: 59% BAND 1, 10% BAND 3

MATH

6TH-OF THE 12 STANDARDS
ON THE END OF YEAR
REPORT, AN AVERAGE OF 69% OF
STUDENTS WERE TIER 3 AND
10% OF STUDENTS WERE TIER 1.


7TH- OF THE 12 STANDARDS
ON THE END OF YEAR REPORT,
AN AVERAGE OF 55% OF
STUDENTS WERE TIER 3 AND
13% OF STUDENTS WERE TIER 1.

8TH-OF THE 12 STANDARDS
ON THE END OF YEAR REPORT,
AN AVERAGE OF 56% OF
STUDENTS WERE TIER 3 AND 13
% OF STUDENTS WERE TIER 1.





AIMSWEB

ELA



MATH



Where Learning and Fun
Go Hand in Hand!



406-338-2725

<http://bps9.org/bms>

P.O. Box 789 Browning, MT 59417

We look forward to helping your child
learn, grow, and have fun every day!

DESSA

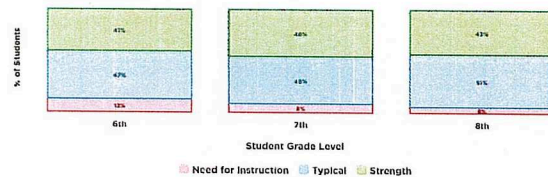
DESSA is a short questionnaire that measures eight areas of student social-emotional wellness: personal responsibility, optimistic thinking, goal-setting, social awareness, decision-making, relationship skills, self-awareness, and self-management.

Teachers will use the DESSA-mini to assess students in grades K-8. This version has 8 questions and takes about 1 minute per student.

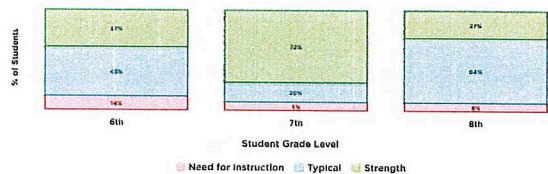
The information collected helps schools create a system of support for students' social and emotional needs. It guides the planning of general support for all students and identifies those who may need extra help.

Teachers can use the screening data to improve their class's social-emotional learning (SEL) curriculum. Students needing additional support will be referred to the school's support team to determine the best intervention.

BEGINNING OF THE YEAR



END OF THE YEAR



6TH GRADE:

NEED FOR INSTRUCTION GROUP INCREASED BY 1%
STRENGTH GROUP DECREASED BY 4%

7TH GRADE:

NEED FOR INSTRUCTION GROUP INCREASED BY 1%
STRENGTH GROUP INCREASED BY 36%

8TH GRADE:

NEED FOR INSTRUCTION GROUP INCREASED BY 2%
STRENGTH GROUP DECREASED BY 16%

DISTRICT WRITING ASSESSMENT

DWA 1

		Holistic	Focus	Development	Organization	Language	Grammar	# of Submissions
DWA 1	Grade 6	2.2	2.2	2.1	2.1	2.2	2.1	112
DWA 1	Grade 7	2.1	2	1.9	1.9	1.9	1.9	84
DWA 1	Grade 8	3.2	3.1	2.8	2.8	3.2	2.8	89

DWA 2

		Holistic	Focus	Development	Organization	Language	Grammar	# of Submissions
DWA 2	Grade 6	2.8	2.7	2.5	2.5	2.8	2.7	65
DWA 2	Grade 7	3	3	2.7	2.7	2.8	2.7	82
DWA 2	Grade 8	2.9	2.9	2.6	2.6	2.9	2.8	86

DWA 3

		Holistic	Focus	Development	Organization	Language	Grammar	# of Submissions
DWA 3	Grade 6	2.5	2.5	2.3	2.2	2.4	2.3	110
DWA 3	Grade 7	2.7	2.6	2.4	2.4	2.5	2.5	85
DWA 3	Grade 8	2.9	2.8	2.6	2.6	2.8	2.8	83

THE BROWNING SCHOOL DISTRICT TRANSITIONED TO USING AN ONLINE PLATFORM CALLED MY ACCESS. MY ACCESS SUPPORTS ALL WRITERS BY OFFERING PERSONALIZED FEEDBACK AND ASSESSMENTS TAILORED TO EACH STUDENT'S NEEDS. BROWNING MIDDLE SCHOOL HAS SEEN SIGNIFICANT PROGRESS WITH THIS NEW TOOL, ACHIEVING AN OVERALL GAIN OF 19% FROM THE FALL TO THE SPRING BENCHMARKING PERIOD. THIS IMPROVEMENT HIGHLIGHTS THE EFFECTIVENESS OF MY ACCESS IN ENHANCING STUDENTS' WRITING SKILLS OVER THE ACADEMIC YEAR.

WHO WE ARE

At BMS, our mission is to provide comprehensive support to every student, focusing not only on their social and emotional well-being. We believe that holistic approach is essential for fostering a nurturing and effective environment. By collecting and analyzing data, we can tailor our instructional methods to better serve each student's individual needs. This data-driven approach allows us to identify areas where students may require additional support or resources, ensuring that our educational strategies are both personalized and effective. Through this commitment, we aim to create a school community where every student feels valued, supported, and equipped to succeed in all aspects of their lives.

WIDA

6TH GRADE:

ENTERING: 24%
EMERGING: 37%
DEVELOPING: 29%
EXPANDING: 8%
BRIDGING: 0%
REACHING: 0%

7TH GRADE:

ENTERING: 22%
EMERGING: 45%
DEVELOPING: 27%
EXPANDING: 4%
BRIDGING: 0%
REACHING: 0%

8TH GRADE:

ENTERING: 23%
EMERGING: 49%
DEVELOPING: 21%
EXPANDING: 4%
BRIDGING: 0%
REACHING: 0%