

	A	B	C	D	E	F	G	H	I
1	MINEOLA INDEPENDENT SCHOOL DISTRICT								
2	2013-2014 BUDGET								
3	AS OF 4/30/14								
4									
5									
6									
7	GENERAL FUND								
8	FUND 199					BUDGETED	EXPENDED	ENCUMBERED/ ACCRUED	BALANCE
9									
10									
11									
12	SUBSTITUTES					122,400.00	65,575.25	0.00	56,824.75
13	SALARIES					5,798,824.00	3,460,020.72	1,008,144.81	1,330,658.47
14	FIMM					80,634.00	44,562.92	0.00	36,071.08
15	HEALTH INSURANCE					410,875.00	253,229.07	0.00	157,645.93
16	WORKER'S COMPENSATION					29,456.00	0.00	0.00	29,456.00
17	TRS ON-BEHALF					579,675.00	0.00	0.00	579,675.00
18	UNEMPLOYMENT					5,155.00	4,658.80	0.00	496.20
19	TEACHER RETIREMENT/TRS CARE					87,758.00	61,181.13	0.00	26,576.87
20	PERSONAL DAYS					47,732.00	0.00	0.00	47,732.00
21	TOTAL					7,162,509.00	3,889,227.89	1,008,144.81	2,265,136.30
22									
23	FINGERPRINTING-HS					0.00	0.00	0.00	0.00
24	FINGERPRINTING-MS					0.00	0.00	0.00	0.00
25	FINGERPRINTING-PS					0.00	0.00	0.00	0.00
26	FINGERPRINTING-ES					0.00	0.00	0.00	0.00
27	CONT SERV-CIS-HS					0.00	0.00	0.00	0.00
28	STUDENT TUTION-HS					0.00	0.00	0.00	0.00
29	COMPUTER AND COPIER REPAIR/MAINT-HS					5,500.00	5,034.89	0.00	465.11
30	COMPUTER AND COPIER REPAIR/MAINT-MS					5,500.00	4,000.00	0.00	1,500.00
31	COMPUTER AND COPIER REPAIR/MAINT-PS					5,500.00	4,089.95	0.00	1,410.05
32	COMPUTER AND COPIER REPAIR/MAINT-ES					5,500.00	4,254.96	400.00	845.04
33	GENERAL REPAIR-HS					900.00	0.00	0.00	900.00
34	CONTRACTED SERVICE-DRAMA					0.00	0.00	0.00	0.00
35	BAND INSTRUMENT REPAIR-HS					4,500.00	1,371.70	1,606.50	1,521.80
36	BAND INSTRUMENT REPAIR-MS					3,500.00	1,612.50	43.50	1,844.00
37	REPAIR-HS-SCIENCE					0.00	0.00	0.00	0.00
38	REPAIR-MS-SCIENCE					0.00	0.00	0.00	0.00
39	PHOTOGRAPHY REPAIR/MAINT-HS					0.00	0.00	0.00	0.00
40	REPAIR-CAREER & TECH-HS					0.00	0.00	0.00	0.00
41	VO AG-MAINT-HS					1,000.00	0.00	0.00	1,000.00
42	HOMEMAKING MAINT-HS					750.00	0.00	0.00	750.00
43	AUTO MECH MAINT-HS					1,000.00	863.68	0.00	136.32
44	REPAIR-HS-DE					0.00	0.00	0.00	0.00
45	REPAIR-HS-SP ED					350.00	0.00	0.00	350.00
46	REPAIR-MS-SP ED					0.00	0.00	0.00	0.00
47	RENTAL DRIVER'S ED-HS					0.00	0.00	0.00	0.00
48	CONT-SERV-COMPUTERS-HS					5,680.00	1,242.72	2,350.00	2,087.28
49	CONT SERV-COMPUTERS-HS C/T					0.00	0.00	0.00	0.00
50	CONT SERV-COMPUTERS-HS ALLOTMENT					34,000.00	8,345.00	25,388.00	267.00

	A	B	C	D	E	F	G	H	I
51	CONT-SERV-COMPUTERS-HS-ESL					320.00	0.00	320.00	0.00
52	CONT SERV-COMPUTERS-MS					11,405.00	4,740.04	6,667.20	(2.24)
53	CONT SERV-COMPUTERS-MS-ST COMP					2,950.00	2,950.00	0.00	0.00
54	CONT SERV-COMPUTERS-MS-ESL					320.00		320.00	0.00
55	CONT SERV-COMPUTERS-PS					3,925.00	3,927.27	0.00	(2.27)
56	CONT SERV-COMPUTERS-PS ESL					9,000.00	9,000.00	0.00	0.00
57	CONT SERV-COMPUTERS-PS-ST COMP					0.00	0.00	0.00	0.00
58	CONT SERV-COMPUTERS- ES					12,000.00	5,385.96	6,667.20	(53.16)
59	CONT SERV-COMPUTERS-ES-ESL					3,000.00	3,000.00	0.00	0.00
60	CONT SERV-COMPUTERS-ES-ST COMP					0.00	0.00	0.00	0.00
61	CONT SERV-TECHNOLOGY-HS					5,000.00	0.00	0.00	5,000.00
62	CONT SERV-TECHNOLOGY-MS					5,000.00	119.99	0.00	4,880.01
63	CONT SERV-TECHNOLOGY-PS					5,000.00	183.98	225.00	4,591.02
64	CONT SERV-TECHNOLOGY-ES					5,000.00	0.00	0.00	5,000.00
65	TOTAL					136,600.00	60,122.64	43,987.40	32,489.96
66									
67	INST SUPPLIES-HS					14,000.00	4,711.00	395.70	8,893.30
68	INST SUPPLIES-HS-G/T					100.00	53.97	0.00	46.03
69	INST SUPPLIES-HS-ESL					300.00	0.00	0.00	300.00
70	INST SUPPLIES-HS-ST COMP					2,500.00	473.60	32.97	1,993.43
71	INST SUPPLIES-HS-ENTENDED DAY					1,500.00	0.00	0.00	1,500.00
72	INST SUPPLIES-HS ALLOTMENT					10,000.00	0.00	0.00	10,000.00
73	INST SUPPLIES-MS					12,500.00	4,304.56	0.00	8,195.44
74	INST SUPPLIES-MS-G/T					1,608.97	1,399.99	208.98	0.00
75	INST SUPPLIES-MS-ESL					300.00	246.23	0.00	53.77
76	INST SUPPLIES-MS-ST COMP					2,000.00	1,322.49	160.00	517.51
77	INST SUPPLIES-MS-EXTENDED DAY					1,500.00	414.56	0.00	1,085.44
78	INST SUPPLIES-PS					18,000.00	6,238.01	0.00	11,761.99
79	INST SUPPLIES-PS-G/T					500.00	0.00	0.00	500.00
80	INST SUPPLIES-PS-ESL					500.00	296.06	0.00	203.94
81	INST SUPPLIES-PS-ST COMP					1,000.00	0.00	0.00	1,000.00
82	INST SUPPLIES-PS-AFTER SCHOOL					1,500.00	0.00	0.00	1,500.00
83	INST SUPPLIES-ES					18,000.00	6,558.23	829.89	10,611.88
84	INST SUPPLIES-ES-G/T					500.00	338.29	0.00	161.71
85	INST SUPPLIES-ES-ESL					300.00	0.00	0.00	300.00
86	INST SUPPLIES-ES-ST COMP					2,000.00	585.52	0.00	1,414.48
87	INST SUPPLIES-ES-AFTER SCHOOL					1,500.00	186.12	0.00	1,313.88
88	IST SUPPLIES-CURRICULUM-ES					600.00	0.00	0.00	600.00
89	SUPPLIES-DISTRICT					0.00	0.00	0.00	0.00
90	GENERAL SUPPLIES-HS					7,840.04	0.00	0.00	7,840.04
91	GENERAL SUPPLIES-MS					2,848.06	0.00	0.00	2,848.06
92	GENERAL SUPPLIES-PS					4,800.00	0.00	0.00	4,800.00
93	GENERAL SUPPLIES-ES					5,000.00	0.00	0.00	5,000.00
94	ENGLISH-HS					600.00	151.80	0.00	448.20
95	ENGLISH-MS					500.00	131.17	212.18	156.65
96	SPEECH-HS					50.00	0.00	0.00	50.00
97	SPEECH-MS					200.00	0.00	0.00	200.00
98	JOURNALISM-HS					300.00	300.00	0.00	0.00
99	JOURNALISM-MS					0.00	0.00	0.00	0.00

	A	B	C	D	E	F	G	H	I
100	DRAMA-HS					4,100.00	1,101.31	0.00	2,998.69
101	DRAMA-MS					250.00	0.00	0.00	250.00
102	READING-MS					1,087.86	450.75	637.11	(0.00)
103	SPANISH-HS					200.00	0.00	0.00	200.00
104	BAND-HS					14,682.25	13,428.73	435.46	818.06
105	CHOIR-HS					1,000.00	447.95	0.00	552.05
106	BAND-MS					5,000.00	3,417.56	1,154.82	427.62
107	CHOIR-MS					1,000.00	248.26	0.00	751.74
108	HISTORY-HS					250.00	0.00	0.00	250.00
109	HISTORY-MS					500.00	0.00	0.00	500.00
110	MATH-HS					5,516.13	3,534.93	1,981.20	0.00
111	MATH-MS					1,500.00	449.72	383.00	667.28
112	ART-HS					1,234.00	159.97	812.71	261.32
113	ART-MS					1,000.00	620.45	0.00	379.55
114	ART-PS					2,400.00	2,045.68	0.00	354.32
115	ART-ES					600.00	453.78	0.00	146.22
116	SCIENCE-HS					4,536.00	3,420.55	677.63	437.82
117	SCIENCE-MS					2,320.00	2,065.13	110.00	144.87
118	SCIENCE-ES					2,500.00	252.24	240.00	2,007.76
119	MUSIC-PS					500.00	0.00	0.00	500.00
120	MUSIC-ES					500.00	83.06	0.00	416.94
121	PE-HS					739.95	690.57	0.00	49.38
122	PE-MS					750.00	0.00	0.00	750.00
123	PE-PS					950.00	766.56	0.00	183.44
124	PE-ES					700.00	687.28	0.00	12.72
125	INST HEALTH-HS					0.00	0.00	0.00	0.00
126	BUSINESS DEPT-HS					1,000.00	181.11	100.00	718.89
127	KEYBOARDING-MS					500.00	122.30	210.36	167.34
128	HEALTH-HS					0.00	0.00	0.00	0.00
129	SIXTH GRADE-MS					0.00	0.00	0.00	0.00
130	KINDERGARTEN-PS					3,000.00	1,196.51	825.48	978.01
131	FIRST GRADE-PS					3,500.00	1,179.02	1,502.49	818.49
132	SECOND GRADE-PS					3,000.00	1,871.04	921.48	207.48
133	PRE-K/HEAD START-PS					1,100.00	968.37	130.00	1.63
134	THIRD GRADE-ES					3,500.00	1,727.21	180.74	1,592.05
135	FOURTH GRADE-ES					3,000.00	530.71	165.21	2,304.08
136	FIFTH GRADE-ES					3,000.00	1,279.77	0.00	1,720.23
137	COMPUTER LAB-MS					2,314.08	0.00	2,314.08	0.00
138	COMPUTER LAB-PS					900.00	382.36	0.00	517.64
139	COMPUTER LAB-ES					2,000.00	0.00	0.00	2,000.00
140	CAREER & TECH-HS					0.00	0.00	0.00	0.00
141	VO AGRICULTURE-HS					2,264.91	2,064.91	200.00	0.00
142	HOMEMAKING-HS					2,500.00	1,748.04	0.00	751.96
143	AUTO MECH-HS					2,000.00	1,725.62	200.00	74.38
144	D E -HS					1,000.00	369.40	350.00	280.60
145	SPEECH THERAPY-PS					0.00	0.00	0.00	0.00
146	SPEECH THERAPY-ES					0.00	0.00	0.00	0.00
147	CONTENT MASTERY-HS					0.00	0.00	0.00	0.00
148	SPECIAL ED-HS					2,000.00	1,466.29	0.00	533.71
149	SPECIAL ED-MS					2,000.00	0.00	1,087.99	912.01
150	SPECIAL ED-PS					750.00	429.00	222.86	98.14

	A	B	C	D	E	F	G	H	I
151	SPECIAL ED-ES					2,000.00	1,452.62	516.83	30.55
152	SUPPLIES-HS-SCIENCE-RENOVATIONS					0.00	0.00	0.00	0.00
153	SUPPLIES-TECHNOLOGY-HS**					10,000.00	6,748.24	1,962.48	1,289.28
154	SUPPLEIS-TECHNOLOGY-HS C/T					0.00	0.00	0.00	0.00
155	SUPPLIES-TECHNOLOGY-MS**					10,000.00	7,274.80	1,962.48	762.72
156	SUPPLIES-TECHNOLOGY-PS**					10,000.00	7,274.79	1,962.48	762.73
157	SUPPLIES-TECHNOLOGY-ES**					10,000.00	6,815.03	1,962.48	1,222.49
158	TOTAL					247,992.25	108,843.22	25,049.09	114,099.94
159									
160	GENERAL TRAVEL-HS					2,325.00	0.00	0.00	2,325.00
161	TRAVEL-BUSINESS-HS					175.00	156.90	0.00	18.10
162	TRAVEL-DRAFTING-HS					0.00	0.00	0.00	0.00
163	TRAVEL-VO AG-HS					5,000.00	3,614.60	0.00	1,385.40
164	TRAVEL-HOMEMAKING-HS					2,000.00	1,327.21	0.00	672.79
165	TRAVEL-AUTO MECH-HS					0.00	0.00	0.00	0.00
166	TRAVEL-DE-HS					1,000.00	124.29	0.00	875.71
167	TRAVEL-SP ED-NON EMPLOYEE					2,500.00	604.00	0.00	1,896.00
168	FEE/DUES-ES					0.00	0.00	0.00	0.00
169	GRADUATION EXPENSE					2,500.00	0.00	1,964.60	535.40
170	TOTAL					15,500.00	5,827.00	1,964.60	7,708.40
171									
172	VECHILE-VO AG					0.00	0.00	0.00	0.00
173	EQUIP/FURN>5,000-VO AG					0.00	0.00	0.00	0.00
174	FURN/EQUIP-HS					9,651.00	4,426.69	0.00	5,224.31
175	FURN/EQUIP-C/T					0.00	0.00	0.00	0.00
176	FURN/EQUIP-HS ALLOTMENT					10,000.00	0.00	0.00	10,000.00
177	FURN/EQUIP-MS					9,001.01	375.00	5,054.78	3,571.23
178	FURN/EQUIP-MS-ST COMP					599.99	0.00	599.99	0.00
179	FURN/EQUIP-PS					10,000.00	973.63	0.00	9,026.37
180	FURN/EQUIP-ES					10,000.00	375.00	899.00	8,726.00
181	FURN/EQUIP-DISTRICT WIDE					25,000.00	0.00	0.00	25,000.00
182	FURN/EQUIP-HS-ENGLISH					0.00	0.00	0.00	0.00
183	FURN/EQUIP-DRAMA					0.00	0.00	0.00	0.00
184	FURN/EQUIP-MS-READING					0.00	0.00	0.00	0.00
185	FURN/EQUIP-SPANISH					0.00	0.00	0.00	0.00
186	BAND INSTRUMENTS-HS					38,087.75	1,013.00	53,333.00	(16,258.25)
187	FURN/EQUIP-HS CHOIR					0.00	0.00	0.00	0.00
188	BAND INSTRUMENTS-MS					8,230.00	5,235.00	2,995.00	0.00
189	FURN/EQUIP-HS HISTORY					0.00	0.00	0.00	0.00
190	FURN/EQUIP-MS-HISTORY					0.00	0.00	0.00	0.00
191	FURN/EQUIP-HS-MATH					0.00	0.00	0.00	0.00
192	FURN/EQUIP-HS-ART					0.00	0.00	0.00	0.00
193	FURN/EQUIP-HS-SCIENCE					0.00	0.00	0.00	0.00
194	FURN/EQUIP-MS-SCIENCE					0.00	0.00	0.00	0.00
195	FURN/EQUIP-PS-MUSIC					0.00	0.00	0.00	0.00
196	FURN/EQUIP-ES-MUSIC					0.00	0.00	0.00	0.00
197	FURN/EQUIP-PS-PE					0.00	0.00	0.00	0.00
198	FURN/EQUIP-ES-PE					0.00	0.00	0.00	0.00
199	FURN/EQUIP-KEYBOARDING-MS					399.00	0.00	399.00	0.00
200	FURN/EQUIP-PS-PRE-K					0.00	0.00	0.00	0.00
201	FURN/EQUIP-PS-KINDERGARTEN					0.00	0.00	0.00	0.00

	A	B	C	D	E	F	G	H	I
202	FURN/EQUIP-PS-FIRST GRADE					0.00	0.00	0.00	0.00
203	FURN/EQUIP-PS-SECOND GRADE					0.00	0.00	0.00	0.00
204	FURN/EQUIP-HEAD START					0.00	0.00	0.00	0.00
205	FURN/EQUIP-ES-THIRD GRADE					0.00	0.00	0.00	0.00
206	FURN/EQUIP-ES-FOURTH GRADE					0.00	0.00	0.00	0.00
207	FURN/EQUIP-ES-FIFTH GRADE					0.00	0.00	0.00	0.00
208	FURN/EQUIP-HS-CAREER/TECH					0.00	0.00	0.00	0.00
209	FURN/EQUIP-VO AG					0.00	0.00	0.00	0.00
210	FURN/EQUIP-DE					0.00	0.00	0.00	0.00
211	FURN-EQUIP-HS-AUTO MECH					0.00	0.00	0.00	0.00
212	FURN/EQUIP-PS-SPEECH					0.00	0.00	0.00	0.00
213	FURN/EQUIP-HS-SP ED					349.00	349.00	0.00	0.00
214	FURN/EQUIP-MS-SP ED					0.00	0.00	0.00	0.00
215	FURN/EQUIP-PS-SP ED					0.00	0.00	0.00	0.00
216	FURN/EQUIP-ES-SP ED					0.00	0.00	0.00	0.00
217	FURN/EQUIP-HS-SCIENCE-RENOVATIONS					0.00	0.00	0.00	0.00
218	FURN/EQUIP-HS TECHNOLOGY**					45,000.00	5,319.00	0.00	39,681.00
219	FURN/EQUIP-HS-C/T					0.00	0.00	0.00	0.00
220	FURN/EQUIP-HS-ST COMP					0.00	0.00	0.00	0.00
221	FURN/EQUIP-MS TECHNOLOGY**					2,500.00	0.00	0.00	2,500.00
222	FURN/EQUIP-PS TECHNOLOGY**					2,500.00	0.00	0.00	2,500.00
223	FURN/EQUIP-ES TECHNOLOGY**					2,500.00	0.00	0.00	2,500.00
224	FURN/EQUIP-ES-ST COMP					0.00	0.00	0.00	0.00
225	TOTAL					173,817.75	18,066.32	63,280.77	92,470.66
226									
227	TOTAL INSTRUCTION					7,736,419.00	4,082,087.07	1,142,426.67	2,511,905.26
228									
229									
230									
231	SUBSTITUTES					1,000.00	820.00	0.00	180.00
232	SALARIES					145,221.00	90,271.66	28,215.64	26,733.70
233	FIMM					2,145.00	1,204.10	0.00	940.90
234	HEALTH INSURANCE					11,736.00	7,334.98	0.00	4,401.02
235	WORKER'S COMPENSATION					696.00	0.00	0.00	696.00
236	TRS ON BEHALF					0.00	0.00	0.00	0.00
237	UNEMPLOYMENT					122.00	107.31	0.00	14.69
238	TEACHER RETIREMENT/TRS CARE					2,119.00	1,462.27	0.00	656.73
239	PERSONAL DAYS					1,672.00	0.00	0.00	1,672.00
240	TOTAL					164,711.00	101,200.32	28,215.64	35,295.04
241									
242	REGION VII SERVICES-HS					0.00	0.00	0.00	0.00
243	REGION VII SERVICES-MS					0.00	0.00	0.00	0.00
244	REGION VII SERVICES-PS					0.00	0.00	0.00	0.00
245	REGION VII SERVICES-ES					0.00	0.00	0.00	0.00
246	AUDIO VISUAL/REPAIR-HS					0.00	0.00	0.00	0.00
247	AUDIO VISUAL/REPAIR-MS					0.00	0.00	0.00	0.00
248	AUDIO VISUAL/REPAIR-PS					0.00	0.00	0.00	0.00
249	AUDIO VISUAL/REPAIR-ES					0.00	0.00	0.00	0.00
250	CONTRACTED SERVICES-HS					2,219.00	1,501.92	0.00	717.08
251	CONTRACTED SERVICES-MS					1,000.00	0.00	0.00	1,000.00

12-LIBRARY

	A	B	C	D	E	F	G	H	I
252	CONTRACTED SERVICES-PS					1,000.00	0.00	0.00	1,000.00
253	CONTRACTED SERVICES-ES					1,000.00	0.00	0.00	1,000.00
254	TOTAL					5,219.00	1,501.92	0.00	3,717.08
255									
256	MAGAZINES/BOOKS-HS					8,000.00	7,890.65	0.00	109.35
257	MAGAZINES/BOOKS-MS					6,750.00	4,020.50	2,585.82	143.68
258	MAGAZINES/BOOKS-PS					7,100.00	0.00	7,084.37	15.63
259	MAGAZINES/BOOKS-ES					6,000.00	5,346.62	52.00	601.38
260	AUDIO VISUAL & OTHER INST SUPPLY-HS					2,500.00	315.47	0.00	2,184.53
261	AUDIO VISUAL & OTHER INST SUPPLY-MS					791.00	627.49	0.00	163.51
262	AUDIO VISUAL & OTHER INST SUPPLY-PS					1,941.00	0.00	0.00	1,941.00
263	AUDIO VISUAL & OTHER INST SUPPLY-ES					800.00	353.86	98.70	347.44
264	TOTAL					33,882.00	18,554.59	9,820.89	5,506.52
265									
266	TRAVEL-HS					1,000.00	998.45	99.00	(97.45)
267	TRAVEL-MS					50.00	0.00	99.00	(49.00)
268	TRAVEL-PS					50.00	0.00	99.00	(49.00)
269	TRAVEL-ES					700.00	1,007.45	99.00	(406.45)
270	FEES/DUES-HS					500.00	500.00	0.00	0.00
271	TOTAL					2,300.00	2,505.90	396.00	(601.90)
272									
273	FURN/EQUIP-HS					500.00	449.00	0.00	51.00
274	FURN/EQUIP-MS					459.00	460.15	0.00	(1.15)
275	FURN/EQUIP-PS					459.00	460.15	0.00	(1.15)
276	FURN/EQUIP-ES					500.00	460.15	0.00	39.85
277	TOTAL					1,918.00	1,829.45	0.00	88.55
278									
279	TOTAL LIBRARY					208,030.00	125,592.18	38,432.53	44,005.29
280									
281	<i>13-STAFF DEVELOPMENT</i>								
282									
283	DEPARTMENT HEAD/JUDGE TRUST					11,050.00	6,800.57	2,100.06	2,149.37
284	FIMM					142.00	81.78	0.00	60.22
285	HEALTH INSURANCE					744.00	469.97	0.00	274.03
286	WORKER'S COMPENSATION					0.00	0.00	0.00	0.00
287	TRS ON-BEHALF					0.00	0.00	0.00	0.00
288	UNEMPLOYMENT					0.00	7.66	0.00	(7.66)
289	TEACHER RETIREMENT/TRS CARE					251.00	164.16	0.00	86.84
290	TOTAL					12,187.00	7,524.14	2,100.06	2,562.80
291									
292	CONTRACTED STAFF DEVELOPMENT-HS ALLO					500.00	0.00	0.00	500.00
293	CONTRACTED STAFF-DEVELOPMENT					20,500.00	0.00	12,500.00	8,000.00
294	STAFF DEVELOPMENT-REGION VII					7,990.00	7,598.00	0.00	392.00
295	STAFF DEVELOPMENT-G/T-REGION VII					11,000.00	11,000.00	0.00	0.00
296	STAFF DEVELOPMENT-CT-REGION VII					3,810.00	3,806.00	0.00	4.00
297	TOTAL					43,800.00	22,404.00	12,500.00	8,896.00
298									
299	SUPPLIES-IN SERVICE					2,000.00	1,893.63	0.00	106.37
300	TOTAL					2,000.00	1,893.63	0.00	106.37
301									

	A	B	C	D	E	F	G	H	I
402	TRAVEL-MS					2,305.00	2,238.51	0.00	66.49
403	TRAVEL-PS					2,000.00	790.31	0.00	1,209.69
404	TRAVEL-ES					2,565.00	1,387.16	0.00	1,177.84
405	BONDING-HS					0.00	0.00	0.00	0.00
406	TRAVEL-ALL SCHOOLS					0.00	0.00	0.00	0.00
407	DUES-HS					390.00	390.00	0.00	0.00
408	DUES-MS					195.00	195.00	0.00	0.00
409	DUES-PS					0.00	0.00	0.00	0.00
410	DUES-ES					0.00	0.00	0.00	0.00
411	TOTAL					11,540.00	6,745.95	0.00	4,794.05
412									
413	FURN/EQUIP-HS					336.59	336.59	0.00	0.00
414	FURN/EQUIP-MS					324.16	324.16	0.00	0.00
415	FURN/EQUIP-PS					0.00	0.00	0.00	0.00
416	FURN/EQUIP-ES					0.00	0.00	0.00	0.00
417	TOTAL					660.75	660.75	0.00	0.00
418									
419	TOTAL SCHOOL ADMINISTRATION					742,507.00	458,645.67	22,346.98	261,514.35
420									
421									
422									
423	SALARIES					277,400.00	165,820.63	35,028.52	76,550.85
424	FIMM					4,088.00	2,198.24	0.00	1,889.76
425	HEALTH INSURANCE					15,654.00	7,487.12	0.00	8,166.88
426	WORKER'S COMPENSATION					1,136.00	0.00	0.00	1,136.00
427	TRS ON-BEHALF					0.00	0.00	0.00	0.00
428	UNEMPLOYMENT					199.00	199.98	0.00	(0.98)
429	TEACHER RETIREMENT/TRS CARE					4,314.00	2,724.04	0.00	1,589.96
430	PERSONAL DAYS					4,400.00	0.00	0.00	4,400.00
431	TOTAL					307,191.00	178,430.01	35,028.52	93,732.47
432									
433	REGION VII ESC					1,500.00	1,500.00	0.00	0.00
434	TEST SCORING-HS					250.00	0.00	0.00	250.00
435	TEST SCORING-MS					200.00	0.00	0.00	200.00
436	TEST SCORING-PS					200.00	0.00	0.00	200.00
437	TEST SCORING-ES					250.00	0.00	0.00	250.00
438	TOTAL					2,400.00	1,500.00	0.00	900.00
439									
440	TEST MATERIALS-HS					500.00	0.00	0.00	500.00
441	TEST MATERIALS-MS					500.00	0.00	0.00	500.00
442	TEST MATERIALS-PS					700.00	278.29	0.00	421.71
443	TEST MATERIALS-ES					700.00	0.00	0.00	700.00
444	SUPPLIES-HS					1,250.00	224.76	0.00	1,025.24
445	SUPPLIES-MS					700.00	289.56	0.00	410.44
446	SUPPLIES-PS					1,000.00	233.17	100.00	666.83
447	SUPPLIES-ES					750.00	56.10	226.03	467.87
448	POSTAGE-HS					250.00	0.00	0.00	250.00
449	POSTAGE-MS					250.00	0.00	0.00	250.00
450	TOTAL					6,600.00	1,081.88	326.03	5,192.09
451									

31-COUNSELING

	A	B	C	D	E	F	G	H	I
452	TRAVEL-HS					1,825.00	1,339.39	0.00	485.61
453	TRAVEL-MS					1,350.00	356.00	0.00	994.00
454	TRAVEL-PS					1,425.00	418.82	470.64	535.54
455	TRAVEL-ES					1,425.00	1,034.47	0.00	390.53
456	TRAVEL-ES-TSII					0.00	0.00	0.00	0.00
457	MEMBERSHIP/DUES-HS					125.00	125.00	0.00	0.00
458	MEMBERSHIP/DUES-MS					0.00	0.00	0.00	0.00
459	MEMBERSHIP/DUES-PS					125.00	125.00	0.00	0.00
460	MEMBERSHIP/DUES-ES					125.00	125.00	0.00	0.00
461	FEES & DUES-COLLEGE FAIR-HS					0.00	0.00	0.00	0.00
462	FEES-PS-STUDENTS					0.00	0.00	0.00	0.00
463	TOTAL					6,400.00	3,523.68	470.64	2,405.68
464									
465	FURNITURE-HS					450.00	0.00	0.00	450.00
466	FURNITURE-MS					0.00	0.00	0.00	0.00
467	FURNITURE-PS					0.00	0.00	0.00	0.00
468	TOTAL					450.00	0.00	0.00	450.00
469									
470	TOTAL COUNSELING					323,041.00	184,535.57	35,825.19	102,680.24
471									
472									
473									
474	SALARIES					104,352.00	63,714.70	21,138.82	19,498.48
475	FIMM					1,532.00	878.43	0.00	653.57
476	HEALTH INSURANCE					7,818.00	4,886.24	0.00	2,931.76
477	WORKER'S COMPENSATION					560.00	0.00	0.00	560.00
478	TRS ON-BEHALF					0.00	0.00	0.00	0.00
479	UNEMPLOYMENT					98.00	85.71	0.00	12.29
480	TEACHER RETIREMENT/TRS CARE					16,420.00	11,138.78	0.00	5,281.22
481	PERSONAL DAYS					1,400.00	0.00	0.00	1,400.00
482	TOTAL					132,180.00	80,703.86	21,138.82	30,337.32
483									
484	CONT SERVICES-FINGERPRINTING					0.00	0.00	0.00	0.00
485	CONT SERVICES-NURSING-HS					0.00	0.00	0.00	0.00
486	CONT SERVICES-NURSING-MS					0.00	0.00	0.00	0.00
487	CONT SERVICES-NURSING-PS					0.00	0.00	0.00	0.00
488	CONT SERVICES-NURSING-ES					0.00	0.00	0.00	0.00
489	CONT SERVICES-HS					80.00	0.00	50.00	30.00
490	CONT SERVICES-MS					80.00	0.00	50.00	30.00
491	CONT SERVICES-PS					80.00	0.00	50.00	30.00
492	CONT SERVICES-ES					80.00	0.00	50.00	30.00
493	TOTAL					320.00	0.00	200.00	120.00
494									
495	SUPPLIES-HS					980.00	552.94	98.76	328.30
496	SUPPLIES-MS					740.00	552.97	98.77	88.26
497	SUPPLIES-PS					980.01	552.97	98.77	328.27
498	SUPPLIES-ES					740.00	552.99	98.77	88.24
499	TOTAL					3,440.01	2,211.87	395.07	833.07
500									
501	TRAVEL-HS					200.00	142.50	0.00	57.50

33-HEALTH SERVICES

	A	B	C	D	E	F	G	H	I
502	TRAVEL-MS					200.00	167.00	0.00	33.00
503	TRAVEL-PS					200.00	142.50	0.00	57.50
504	TRAVEL-ES					300.00	189.07	0.00	110.93
505	TOTAL					900.00	641.07	0.00	258.93
506									
507	EQUIPMENT-HS					260.00	259.59	0.00	0.41
508	EQUIPMENT-MS					520.00	519.59	0.00	0.41
509	EQUIPMENT-PS					519.99	519.58	0.00	0.41
510	EQUIPMENT-ES					260.00	259.58	0.00	0.42
511	TOTAL					1,559.99	1,558.34	0.00	1.65
512									
513	TOTAL HEALTH SERVICE					138,400.00	85,115.14	21,733.89	31,550.97
514									
515									
516									
517	SUBSTITUTES					6,000.00	5,657.50	0.00	342.50
518	SALARIES					155,144.00	97,921.86	12,115.82	45,106.32
519	FIMM					2,354.00	1,333.22	0.00	1,020.78
520	HEALTH INSURANCE					32,785.00	19,445.92	0.00	13,339.08
521	WORKER'S COMPENSATION					760.00	0.00	0.00	760.00
522	TRS ON-BEHALF					0.00	0.00	0.00	0.00
523	UNEMPLOYMENT					133.00	129.60	0.00	3.40
524	TEACHER RETIREMENT/TRS CARE					1,008.00	748.97	0.00	259.03
525	PERSONAL DAYS					1,200.00	0.00	0.00	1,200.00
526	TOTAL					199,384.00	125,237.07	12,115.82	62,031.11
527									
528	CONT SERVICES-PHYSICALS/DRUG TEST					4,500.00	1,915.03	800.00	1,784.97
529	CONT SERVICES-RECERTIFICATION					1,500.00	120.00	150.00	1,230.00
530	CONT SERVICES-REPAIR					10,000.00	7,458.40	675.00	1,866.60
531	TOTAL					16,000.00	9,493.43	1,625.00	4,881.57
532									
533	GAS,OIL,GREASE,TIRES					84,000.00	45,015.97	7,500.00	31,484.03
534	PARTS & SUPPLIES					35,600.00	11,579.46	10,350.00	13,670.54
535	TOTAL					119,600.00	56,595.43	17,850.00	45,154.57
536									
537	INSURANCE					11,871.00	11,857.00	0.00	14.00
538	MISC OPERATING COSTS					1,500.00	205.48	0.00	1,294.52
539	TOTAL					13,371.00	12,062.48	0.00	1,308.52
540									
541	BUSES					121,000.00	28,980.25	0.00	92,019.75
542	CAPITAL OUTLAY					0.00	0.00	0.00	0.00
543	FURN/EQUIP-TECHNOLOGY					0.00	0.00	0.00	0.00
544	TOTAL					121,000.00	28,980.25	0.00	92,019.75
545									
546	TOTAL STUDENT TRANSPORTATION					469,355.00	232,368.66	31,590.82	205,395.52
547									
548									
549									
550	CONTRACTED SERVICES-FINGERPRINTING					0.00	0.00	0.00	0.00
551									

34-STUDENT TRANSPORTATION

35-FOOD SERVICE

	A	B	C	D	E	F	G	H	I
552	TRANSFER OUT					0.00	0.00	0.00	0.00
553									
554	TOTAL FOOD SERVICE					0.00	0.00	0.00	0.00
555									
556									
557	36-COCURRICULAR/EXTRACURRICULAR								
558									
559	SALARIES/STIPENDS					279,976.00	184,351.85	27,633.32	67,990.83
560	FIMM					4,065.00	2,536.49	0.00	1,528.51
561	HEALTH INSURANCE					13,619.00	8,530.13	0.00	5,088.87
562	WORKER'S COMPENSATION					932.00	0.00	0.00	932.00
563	TRS ON-BEHALF					0.00	0.00	0.00	0.00
564	UNEMPLOYMENT					163.00	199.98	0.00	(36.98)
565	TEACHER RETIREMENT/TRS CARE					8,254.00	4,235.96	0.00	4,018.04
566	TOTAL					307,009.00	199,854.41	27,633.32	79,521.27
567									
568	DRUG TESTING-HS					2,250.00	2,002.00	0.00	248.00
569	DRUG TESTING-MS					1,022.00	868.00	0.00	154.00
570	DRUG DOGS-HS					670.00	562.50	107.50	0.00
571	DRUG DOGS-MS					230.00	112.50	117.50	0.00
572	CONTRACTED ATHLETIC TRAINER					9,000.00	8,876.00	0.00	124.00
573	REPAIR ATHLETICS-HS					5,000.00	0.00	1,800.00	3,200.00
574	REPAIR-ATHLETICS-MS					2,500.00	0.00	2,500.00	0.00
575	RENTAL-DRAMA-HS					0.00	0.00	0.00	0.00
576	RENTAL-ATHLETICS					272.25	272.25	0.00	0.00
577	RENTAL-STADIUM/GYM					1,000.00	389.77	0.00	610.23
578	GAME OFFICIALS-HS					20,000.00	14,918.98	0.00	5,081.02
579	GAME OFFICIALS-MS					7,000.00	5,781.34	0.00	1,218.66
580	GAME WORKERS-HS					9,000.00	845.00	0.00	8,155.00
581	GAME WORKERS-MS					3,000.00	1,067.50	0.00	1,932.50
582	GAME CONTRACTS					0.00	0.00	0.00	0.00
583	CONTRACTED SERVICE-HS DRAMA					1,500.00	45.00	0.00	1,455.00
584	CONTRACTED SERVICE-MS-DRAMA					35.00	35.00	0.00	0.00
585	CONTRACTED SERVICE-HS-BAND					15,300.00	11,100.50	0.00	4,199.50
586	CONTRACTED SERVICE-MS-BAND					0.00	0.00	0.00	0.00
587	CONTRACTED SERVICE-HS-ATHLETICS					1,895.00	1,895.00	0.00	0.00
588	PRINTING					550.00	0.00	0.00	550.00
589	TOTAL					80,224.25	48,771.34	4,525.00	26,927.91
590									
591	ATHLETIC NEWSLETTER					500.00	99.00	0.00	401.00
592	UNIFORMS-FOOTBALL/BOYS BASKETBALL					10,000.00	5,209.00	4,791.80	(0.80)
593	DRAMA COSTUMES					1,000.00	0.00	0.00	1,000.00
594	BAND UNIFORMS					9,300.00	3,264.20	0.00	6,035.80
595	CHOIR UNIFORMS-HS					0.00	0.00	0.00	0.00
596	UIL SUPPLIES-HS					985.65	933.73	59.00	(7.08)
597	UIL SUPPLIES-MS					500.00	256.93	0.00	243.07
598	UIL SUPPLIES-PS					0.00	0.00	0.00	0.00
599	UIL SUPPLIES-ES					1,000.00	759.75	221.50	18.75
600	CHEERLEADERS-HS					1,000.00	0.00	0.00	1,000.00

	A	B	C	D	E	F	G	H	I
601	CHEERLEADERS-MS					500.00	0.00	0.00	500.00
602	ALL ATHLETICS-HS					4,000.00	551.51	280.00	3,168.49
603	ALL ATHLETICS-MS					2,000.00	1,362.20	0.00	637.80
604	FOOTBALL-HS					13,000.00	3,710.48	9,283.47	6.05
605	FOOTBALL-MS					4,000.00	0.00	3,983.75	16.25
606	BASKETBALL-HS					4,000.00	3,744.85	0.00	255.15
607	BASKETBALL-MS					1,500.00	0.00	1,372.95	127.05
608	TRACK-HS					4,000.00	2,955.04	1,012.56	32.40
609	TRACK-MS					1,500.00	204.68	0.00	1,295.32
610	BASEBALL-HS					4,000.00	3,924.69	0.00	75.31
611	VOLLEYBALL-HS					4,000.00	0.00	0.00	4,000.00
612	VOLLEYBALL-MS					1,500.00	0.00	0.00	1,500.00
613	GIRLS BASKETBALL-HS					4,000.00	3,998.91	0.00	1.09
614	GIRLS BASKETBALL-MS					1,500.00	1,500.00	0.00	0.00
615	GIRLS TRACK-HS					4,000.00	0.00	2,420.77	1,579.23
616	GIRLS TRACK-MS					1,500.00	0.00	1,100.24	399.76
617	TENNIS-HS					1,500.00	206.00	0.00	1,294.00
618	GOLF-HS					1,500.00	337.66	0.00	1,162.34
619	WEIGHT TRAINING-HS					1,500.00	0.00	988.31	511.69
620	SOFTBALL-HS					4,000.00	1,061.70	2,898.27	40.03
621	OFF SEASON-HS					5,000.00	1,521.35	3,016.40	462.25
622	OFF SEASON-MS					0.00	0.00	0.00	0.00
623	TRAINER SUPPLIES-HS					5,000.00	3,844.75	401.26	753.99
624	CROSS COUNTRY-HS					1,500.00	394.70	1,082.30	23.00
625	TOTAL					99,285.65	39,841.13	32,912.58	26,531.94
626									
627	EMPLOYEE TRAVEL-DRAMA-HS					769.30	769.30	0.00	0.00
628	EMPLOYEE TRAVEL-BAND-HS					537.82	537.82	0.00	0.00
629	EMPLOYEE TRAVEL-CHOIR-HS					0.00	0.00	0.00	0.00
630	EMPLOYEE TRAVEL-BAND-MS					955.86	955.86	0.00	0.00
631	EMPLOYEE TRAVEL-MUSIC-ES					0.00	0.00	0.00	0.00
632	EMPLOYEE TRAVEL-ES-UIL					0.00	0.00	0.00	0.00
633	EMPLOYEE TRAVEL-ATHLETICS-HS					5,725.00	6,707.99	0.00	(982.99)
634	STUDENT MEALS/FEES-HS					120.00	120.00	0.00	0.00
635	STUDENT MEALS/FEES-MS					2,299.00	0.00	0.00	2,299.00
636	STUDENT MEALS/FEES-PS					0.00	0.00	0.00	0.00
637	STUDENT MEALS/FEES-ES					525.00	0.00	0.00	525.00
638	STUDENTS/REP DISTRICT-HS					0.00	612.00	0.00	(612.00)
639	STUDENTS/REP DISTRICT-MS					0.00	0.00	0.00	0.00
640	STUDENT TRAVEL-DRAMA-HS					0.00	0.00	0.00	0.00
641	STUDENT TRAVEL-DRAMA-MS					0.00	0.00	0.00	0.00
642	STUDENT TRAVEL-BAND-HS					4,266.32	5,271.32	0.00	(1,005.00)
643	STUDENT TRAVEL-BAND-MS					300.00	795.00	0.00	(495.00)
644	STUDENT TRAVEL-CHOIR-HS					40.00	130.00	0.00	(90.00)
645	STUDENT TRAVEL-BUS CLUB-HS					1,089.02	1,089.02	0.00	0.00
646	STUDENT TRAVEL-VO AG					890.00	1,625.60	0.00	(735.60)
647	STUDENT TRAVEL-HOME ECO					3,473.30	6,297.17	0.00	(2,823.87)
648	STUDENT TRAVEL-DECA-HS					2,101.48	2,101.48	0.00	0.00

	A	B	C	D	E	F	G	H	I
649	STUDENT TRAVEL-UIL-HS					0.00	160.00	0.00	(160.00)
650	STUDENT TRAVEL-UIL-MS					590.00	0.00	590.00	0.00
651	STUDENT TRAVEL-UIL-PS					0.00	0.00	0.00	0.00
652	STUDENT TRAVEL-UIL-ES					375.00	375.00	0.00	0.00
653	STUDENT TRAVEL-ACADEMICS-HS					0.00	0.00	0.00	0.00
654	STUDENT TRAVEL-ROPE TRICK-ES					0.00	0.00	0.00	0.00
655	STUDENT TRAVEL-ATHLETICS-HS					0.00	0.00	0.00	0.00
656	STUDENT TRAVEL-ATHLETICS-MS					0.00	0.00	0.00	0.00
657	STUDENT TRAVEL-HS-FOOTBALL					2,450.00	1,805.93	0.00	644.07
658	STUDENT TRAVEL-MS-FOOTBALL					2,000.00	1,210.00	0.00	790.00
659	STUDENT TRAVEL-HS BASKETBALL					2,000.00	1,937.13	0.00	62.87
660	STUDENT TRAVEL-MS BASKETBALL					1,225.00	615.91	0.00	609.09
661	STUDENT TRAVEL-HS TRACK					2,800.00	322.50	0.00	2,477.50
662	STUDENT TRAVEL-MS TRACK					1,800.00	561.50	0.00	1,238.50
663	STUDENT TRAVEL-HS BASEBALL					2,000.00	1,101.19	0.00	898.81
664	STUDENT TRAVEL-HS VOLLEYBALL					2,000.00	1,192.93	0.00	807.07
665	STUDENT TRAVEL-MS VOLLEYBALL					1,000.00	1,370.00	0.00	(370.00)
666	STUDENT TRAVEL-HS GIRLS BASKETBALL					2,000.00	2,260.68	0.00	(260.68)
667	STUDENT TRAVEL-MS GIRLS BASKETBALL					1,000.00	1,094.00	0.00	(94.00)
668	STUDENT TRAVEL-HS FIRLS TRACK					1,500.00	322.50	0.00	1,177.50
669	STUDENT TRAVEL-MS GIRLS TRACK					1,250.00	561.50	0.00	688.50
670	STUDENT TRAVEL-HS TENNIS					750.00	432.67	0.00	317.33
671	STUDENT TRAVEL-HS GOLF					750.00	915.97	0.00	(165.97)
672	STUDENT TRAVEL-HS WEIGHT LIFTING					1,000.00	169.00	0.00	831.00
673	STUDENT TRAVEL-HS SOFTBALL					2,000.00	954.45	0.00	1,045.55
674	STUDENT TRAVEL-HS CROSS COUNTRY					900.00	566.02	0.00	333.98
675	TRAVEL-NON EMPLOYEE-HS-BAND					0.00	0.00	0.00	0.00
676	STUDENT INSURANCE-HS					25,000.00	0.00	0.00	25,000.00
677	STUDENT INSURANCE-MS					25,000.00	0.00	0.00	25,000.00
678	DUES-BAND-HS					85.00	85.00	0.00	0.00
679	DUES-CHOIR-HS					50.00	50.00	0.00	0.00
680	DUES-BAND-MS					170.00	170.00	0.00	0.00
681	DUES-MUSIC-ES					0.00	0.00	0.00	0.00
682	DUES-ATHLETICS-HS					0.00	0.00	0.00	0.00
683	STUDENT ACTIVITY-HS					530.00	530.00	0.00	0.00
684	STUDENT ACTIVITY-MS					25.00	25.00	0.00	0.00
685	FEES & DUES-DRAMA-HS					275.00	275.00	0.00	0.00
686	FEES & DUES-DRAMA-MS					0.00	0.00	0.00	0.00
687	FEES & DUES-BAND-HS					2,475.00	2,475.00	0.00	0.00
688	FEES & DUES-CHOIR-HS					100.00	100.00	0.00	0.00
689	FEES & DUES-BAND-MS					1,437.00	1,437.00	0.00	0.00
690	FEES & DUES-CHOIR-MS					0.00	0.00	0.00	0.00
691	FEES-MUSIC-ES					0.00	0.00	0.00	0.00
692	FEES & DUES-BUS DEPT-HS					440.00	440.00	0.00	0.00
693	FEES & DUES-VO AG					356.00	787.00	0.00	(431.00)
694	FEES & DUES-HOME ECO					798.00	1,282.00	0.00	(484.00)
695	FEES & DUES-DE					545.00	545.00	0.00	0.00
696	UIL FEES-HS					232.00	232.00	0.00	0.00

	A	B	C	D	E	F	G	H	I
697	UIL FEES-MS					0.00	0.00	0.00	0.00
698	UIL FEES-PS					225.00	0.00	0.00	225.00
699	UIL FEES-ES					300.00	0.00	0.00	300.00
700	ACADEMIC AWARDS-HS					0.00	0.00	0.00	0.00
701	ACADEMIC AWARDS-MS					0.00	0.00	0.00	0.00
702	ACADEMIC AWARDS-ES					0.00	0.00	0.00	0.00
703	JUMP ROPE FEES-ES					0.00	0.00	0.00	0.00
704	CHEERLEADER FEES-HS					0.00	0.00	0.00	0.00
705	CHEERLEADER FEES-MS					0.00	0.00	0.00	0.00
706	DRUM MAJOR/FLAGS FEES-HS					0.00	0.00	0.00	0.00
707	DEBATE FEES-HS					0.00	0.00	0.00	0.00
708	DRAMA AWARDS/JACKETS-HS					0.00	0.00	0.00	0.00
709	BAND AWARD/JACKETS-HS					1,190.00	1,190.00	70.00	(70.00)
710	CHOIR AWARDS/JACKETS-HS					0.00	0.00	0.00	0.00
711	BAND AWARDS-MS					0.00	0.00	0.00	0.00
712	FEES & DUES-ATHLETICS-HS					19,500.00	14,439.26	0.00	5,060.74
713	FEES & DUES-ATHLETICS-MS					2,000.00	3,200.00	0.00	(1,200.00)
714	TROPHIES,MEDALS,RIBBONS-HS					2,750.00	1,842.00	0.00	908.00
715	TROPHIES,MEDALS,RIBBONS-MS					1,200.00	1,200.00	0.00	0.00
716	ATHLETICS AWARDS/JACKETS-HS					2,500.00	1,470.00	0.00	1,030.00
717	TOTAL					139,665.10	76,715.70	660.00	62,289.40
718									
719	EQUIPMENT-HS-FOOTBALL					0.00	0.00	0.00	0.00
720	EQUIPMENT-ALL ATHLETICS					4,140.00	4,100.00	0.00	40.00
721	EQUIPMENT-BASKETBALL					0.00	3,567.00	2,110.00	(5,677.00)
722	EQUIPMENT-TRACK					19,773.00	17,795.00	0.00	1,978.00
723	TOTAL					23,913.00	25,462.00	2,110.00	(3,659.00)
724									
725	TOTAL COCURRICULAR/EXTRACURRICULAR					650,097.00	390,644.58	67,840.90	191,611.52
726									
727									
728									
729	SALARIES					324,444.00	219,237.02	0.00	105,206.98
730	FIMM					4,281.00	3,082.98	0.00	1,198.02
731	HEALTH INSURANCE					7,851.00	5,228.64	0.00	2,622.36
732	WORKER'S COMPENSATION					1,300.00	0.00	0.00	1,300.00
733	TRS ON-BEHALF					0.00	0.00	0.00	0.00
734	UNEMPLOYMENT					228.00	240.40	0.00	(12.40)
735	TEACHER RETIREMENT/TRS CARE					28,337.00	17,240.53	0.00	11,096.47
736	PERSONAL DAYS					3,200.00	0.00	0.00	3,200.00
737	TOTAL					369,641.00	245,029.57	0.00	124,611.43
738									
739	ATTORNEY FEES-SPEC ED					0.00	206.50	0.00	(206.50)
740	ATTORNEY FEES					5,000.00	2,613.60	0.00	2,386.40
741	AUDIT EXP					18,500.00	18,695.00	0.00	(195.00)
742	CONT-SERVICE-FINGERPRINTING					0.00	0.00	0.00	0.00
743	REGION VII ESC					4,200.00	4,176.00	0.00	24.00
744	COPIER REPAIR/MAINT					1,250.00	725.00	0.00	525.00
745	LEASE-EQUIP					2,868.00	2,151.00	0.00	717.00

	A	B	C	D	E	F	G	H	I
746	PRINTING-SUPERINTENDENT					0.00	0.00	0.00	0.00
747	POLICY REVIEW-SCHOOL BOARD					1,300.00	1,331.68	0.00	(31.68)
748	PRINTING-TAX OFFICE					1,600.00	466.00	0.00	1,134.00
749	PRINTING-ADM					2,000.00	525.00	172.50	1,302.50
750	CONT SERVICE-TASB PAY PLAN					1,500.00	0.00	1,430.00	70.00
751	TOTAL					38,218.00	30,889.78	1,602.50	5,725.72
752									
753	MAGAZINES					100.00	0.00	0.00	100.00
754	SUPPLIES-SUPERINTENDENT					1,000.00	180.46	50.00	769.54
755	SUPPLIES-SCHOOL BOARD					1,500.00	130.24	50.00	1,319.76
756	SUPPLIES-TAX OFFICE					2,500.00	2,241.82	100.00	158.18
757	SUPPLIES-ADMINISTRATION					3,250.00	1,481.82	282.50	1,485.68
758	SERVICE PINS					1,150.00	0.00	691.50	458.50
759	POSTAGE-TAX					1,500.00	500.00	0.00	1,000.00
760	POSTAGE-ADM					1,500.00	516.37	0.00	983.63
761	SUPPLIES-TECHNOLOGY**					0.00	0.00	0.00	0.00
762	TOTAL					12,500.00	5,050.71	1,174.00	6,275.29
763									
764	TRAVEL-SUPERINTENDENT					2,500.00	1,924.42	0.00	575.58
765	TRAVEL-TAX					750.00	250.00	0.00	500.00
766	TRAVEL-BUS OFF					3,000.00	2,911.59	0.00	88.41
767	TRAVEL-SCHOOL BOARD					7,500.00	4,229.13	0.00	3,270.87
768	INSUR-SCHOOL BOARD					4,410.00	4,410.00	0.00	0.00
769	BONDING-TAX					250.00	250.00	0.00	0.00
770	BONDING-ADM					0.00	0.00	0.00	0.00
771	ELECTIONS					2,225.00	782.24	0.00	1,442.76
772	DUES-SUPERINTENDENT					500.00	350.00	0.00	150.00
773	DUES-SCHOOL BOARD					4,500.00	2,974.87	0.00	1,525.13
774	DUES-TAX COLLECTOR					250.00	135.00	0.00	115.00
775	DUES-SCHOOL WIDE					5,000.00	555.00	0.00	4,445.00
776	DUES-ADMIN OFFICE					4,625.00	0.00	0.00	4,625.00
777	MISC OPERATING-SUPERINTENDENT					750.00	350.00	0.00	400.00
778	MISC OPERATING-SCHOOL BOARD					2,500.00	2,617.61	0.00	(117.61)
779	MISC OPERATING-TAX OFFICE					500.00	0.00	0.00	500.00
780	MISC OPERATING-SCHOOL WIDE					4,000.00	0.00	0.00	4,000.00
781	MISC OPERATING-ADMIN					2,500.00	1,077.64	100.00	1,322.36
782	OTHER OPERATING COSTS-TAX REFUNDS					0.00	0.00	0.00	0.00
783	ADVER-TAX					500.00	0.00	0.00	500.00
784	ADVER-ADM					2,000.00	1,232.20	0.00	767.80
785	TECS FEES					0.00	0.00	0.00	0.00
786	TOTAL					48,260.00	24,049.70	100.00	24,110.30
787									
788	FURN/EQUIP-SUPERINTENDENT					0.00	799.00	0.00	(799.00)
789	FURN/EQUIP-SCHOOL BOARD					0.00	0.00	0.00	0.00
790	FURN/EQUIP-TECHNOLOGY**					0.00	0.00	0.00	0.00
791	TOTAL					0.00	799.00	0.00	(799.00)
792									
793	TOTAL GENERAL ADMINISTRATION					468,619.00	305,818.76	2,876.50	159,923.74

	A	B	C	D	E	F	G	H	I
794									
795	51-PLANT MAINTENANCE								
796									
797	SUBSTITUTES					10,000.00	2,601.43	0.00	7,398.57
798	SALARIES					441,508.00	295,970.47	0.00	145,537.53
799	FIMM					6,211.00	3,771.89	0.00	2,439.11
800	HEALTH INSURANCE					54,354.00	40,403.50	0.00	13,950.50
801	WORKER'S COMPENSATION					2,148.00	0.00	0.00	2,148.00
802	TRS ON-BEHALF					0.00	0.00	0.00	0.00
803	UNEMPLOYMENT					375.00	338.64	0.00	36.36
804	TEACHER RETIREMENT/TRS CARE					3,340.00	2,700.24	0.00	639.76
805	PERSONAL DAYS					2,400.00	0.00	0.00	2,400.00
806	TOTAL					520,336.00	345,786.17	0.00	174,549.83
807									
808	BUILDING APPRAISAL					0.00	0.00	0.00	0.00
809	PRINTING					0.00	0.00	0.00	0.00
810	CONTRACTED SERVICES-PHYSICALS/DRUG					1,600.00	724.80	500.00	375.20
811	CONTRACTED SERVICES-ELECTRICAL					12,300.00	12,300.00	0.00	0.00
812	CONTRACTED SERVICES-EXTERMINATING					7,500.00	6,649.60	0.00	850.40
813	CONTRACTED SERVICES-GARBAGE					12,000.00	6,091.79	0.00	5,908.21
814	CONTRACTED SERVICES-HEAT/AIR					125,000.00	94,716.29	7,250.00	23,033.71
815	CONTRACTED SERVICES-GENERAL					55,234.00	31,673.02	23,160.00	400.98
816	CONTRACTED SERVICES-FOOTBALL/BASEBAL					15,000.00	4,620.00	0.00	10,380.00
817	CONTRACTED SERVICES-GYM FLOORS					8,500.00	0.00	0.00	8,500.00
818	CONTRACTED SERVICES-SOUND SYS					11,000.00	2,773.58	8,069.31	157.11
819	CONTRACTED SERVICES-ROAD REPAIR					2,500.00	0.00	0.00	2,500.00
820	CONTRACTED SERVICES-FIRE EXT					7,500.00	969.00	0.00	6,531.00
821	CONTRACTED SERVICES-PLUMBING					10,000.00	7,802.74	500.00	1,697.26
822	CONTRACTED SERVICES-DST WIDE					74,000.00	0.00	0.00	74,000.00
823	CONTRACTED SERVICES-ROOFING					9,000.00	0.00	0.00	9,000.00
824	CONTRACTED SERVICES-TECHNOLOGY**					0.00	0.00	0.00	0.00
825	PHONE-HS					3,000.00	949.20	0.00	2,050.80
826	PHONE-MS					1,500.00	474.60	0.00	1,025.40
827	PHONE-PS					1,000.00	474.60	0.00	525.40
828	PHONE-ES					1,000.00	474.60	0.00	525.40
829	PHONE-ADM					1,500.00	626.17	0.00	873.83
830	PHONE-CAFETERIA					500.00	323.67	0.00	176.33
831	PHONE-BUS/MAINTENANCE					2,800.00	1,009.54	0.00	1,790.46
832	PHONE-HS MEREDITH STADIUM					2,000.00	1,050.34	0.00	949.66
833	WATER					35,000.00	25,383.42	0.00	9,616.58
834	ELECTRICITY					243,500.00	160,506.28	0.00	82,993.72
835	GAS					34,000.00	24,377.96	0.00	9,622.04
836	CABLE INTERNET					4,000.00	3,400.00	0.00	600.00
837	TOTAL					680,934.00	387,371.20	39,479.31	254,083.49
838									
839	VEHICLE SUPPLIES					0.00	0.00	0.00	0.00
840	CUSTODIAL SUPPLIES					60,000.00	43,507.05	17,000.00	(507.05)
841	MAINT/GROUNDS SUPPLIES					60,000.00	37,616.21	6,387.95	15,995.84
842	SUPPLIES-TECHNOLOGY**					0.00	0.00	0.00	0.00

	A	B	C	D	E	F	G	H	I
843	TOTAL					120,000.00	81,123.26	23,387.95	15,488.79
844									
845	TRAVEL-MAIT					0.00	0.00	0.00	0.00
846	PROPERTY INSUR					58,328.00	58,557.00	0.00	(229.00)
847	FEES-MAINT DEPT					0.00	0.00	0.00	0.00
848	TOTAL					58,328.00	58,557.00	0.00	(229.00)
849									
850	CAPITAL OUTLAY					6,650.00	6,111.54	0.00	538.46
851									
852	TOTAL PLANT MAINTENANCE					1,386,248.00	878,949.17	62,867.26	444,431.57
853									
854	<i>52-SECURITY & MONITORING SERVICES</i>								
855									
856	CONT SERV-SECURITY-HS					3,000.00	2,400.00	0.00	600.00
857	CONT SERV-SECURITY-MS					0.00	0.00	0.00	0.00
858	CONT SERV-HS					675.00	223.98	200.00	251.02
859	CONT SERV-MS					675.00	223.98	400.00	51.02
860	CONT SERV-PS					675.00	229.98	400.00	45.02
861	CONT SERV-ES					675.00	217.96	400.00	57.04
862	MISC CONT SERV-HS					1,000.00	1,017.50	0.00	(17.50)
863	MISC CONT SERV-MS					500.00	302.50	0.00	197.50
864	MISC CONT SERV-PS					400.00	302.50	0.00	97.50
865	MISC CONT SERV-ES					300.00	192.50	0.00	107.50
866	MISC CONT SERV-ADM					2,300.00	2,282.50	0.00	17.50
867	TOTAL					10,200.00	7,393.40	1,400.00	1,406.60
868									
869	SUPPLIES-HS					1,000.00	343.75	191.25	465.00
870	SUPPLIES-MS					1,000.00	343.75	106.25	550.00
871	SUPPLIES-PS					1,000.00	343.75	106.25	550.00
872	SUPPLIES-ES					1,000.00	343.75	106.25	550.00
873	SUPPLIES-ADM					600.00	626.70	0.00	(26.70)
874	TOTAL					4,600.00	2,001.70	510.00	2,088.30
875									
876	EQUIP-HS					14,432.28	14,434.20	875.00	(876.92)
877	EQUIP-MS					3,932.27	3,606.52	875.00	(549.25)
878	EQUIP-PS					3,582.28	3,606.53	875.00	(899.25)
879	EQUIP-ES					2,682.27	2,583.90	875.00	(776.63)
880	EQUIP-ADM					7,500.00	7,087.20	0.00	412.80
881	TOTAL					32,129.10	31,318.35	3,500.00	(2,689.25)
882									
883	TOTAL SECURITY & MONITORING					46,929.10	40,713.45	5,410.00	805.65
884									
885	<i>53-DATA PROCESSING</i>								
886									
887	SALARY/STIPEND					0.00	0.00	0.00	0.00
888	FIMM					0.00	0.00	0.00	0.00
889	HEALTH INSURANCE					0.00	0.00	0.00	0.00
890	WORKER'S COMPENSATION					0.00	0.00	0.00	0.00
891	TRS ON-BEHALF					0.00	0.00	0.00	0.00

	A	B	C	D	E	F	G	H	I
892	UNEMPLOYMENT					0.00	0.00	0.00	0.00
893	TEACHER RETIREMENT/TRS CARE					0.00	0.00	0.00	0.00
894	PERSONAL DAYS					0.00	0.00	0.00	0.00
895	TOTAL					0.00	0.00	0.00	0.00
896									
897	CONTRACTED SERVICES-DISTRICT					20,000.00	0.00	0.00	20,000.00
898	CONT SERVICE-FINGERPRINTING					0.00	0.00	0.00	0.00
899	HARDWARE & SOFTWARE MAINT-HS					7,250.00	6,118.29	200.00	931.71
900	HARDWARE & SOFTWARE MAINT-MS					7,250.00	5,638.29	0.00	1,611.71
901	HARDWARE & SOFTWARE MAINT-PS					7,250.00	5,638.29	0.00	1,611.71
902	HARDWARE & SOFTWARE MAINT-ES					7,250.00	5,638.27	0.00	1,611.73
903	HARDWARE & SODTWARE MAINT-TAX					6,000.00	1,600.00	0.00	4,400.00
904	HARDWARE & SOFTWARE MAINT-ADM					14,000.00	13,279.00	0.00	721.00
905	MISC CONT SERVICES-HS					18,400.00	15,931.89	0.00	2,468.11
906	MISC CONT SERVICES-MS					18,400.00	15,420.03	0.00	2,979.97
907	MISC CONT SERVICES-PS					18,400.00	15,420.03	0.00	2,979.97
908	MISC CONT SERVICES-ES					18,400.00	15,420.02	0.00	2,979.98
909	TOTAL					142,600.00	100,104.11	200.00	42,295.89
910									
911	COMPUTER SUPPLIES-HS					1,131.25	1,115.78	0.00	15.47
912	COMPUTER SUPPLIES-MS					1,131.25	1,115.78	0.00	15.47
913	COMPUTER SUPPLIES-PS					1,131.25	1,115.78	0.00	15.47
914	COMPUTER SUPPLIES-ES					1,131.25	1,115.78	0.00	15.47
915	COMPUTER SUPPLIES-ADM					500.00	164.80	0.00	335.20
916	TOTAL					5,025.00	4,627.92	0.00	397.08
917									
918	TRAVEL					1,000.00	0.00	0.00	1,000.00
919	FEES/DUES					0.00	0.00	0.00	0.00
920	TOTAL					1,000.00	0.00	0.00	1,000.00
921									
922	COMPUTERS-HS					7,621.58	8,337.32	0.00	(715.74)
923	COMPUTERS-MS					7,621.59	7,411.72	0.00	209.87
924	COMPUTERS-PS					7,621.59	7,411.72	0.00	209.87
925	COMPUTERS-ES					7,621.59	7,411.72	0.00	209.87
926	COMPUTERS-ADM					0.00	0.00	0.00	0.00
927	TOTAL					30,486.35	30,572.48	0.00	(86.13)
928									
929	TOTAL DATA PROCESSING					179,111.35	135,304.51	200.00	43,606.84
930									
931									
932									
933	CONTRACTED SERVICE-HS					2,482.00	0.00	0.00	2,482.00
934	CONTRACTED SERVICE-MS					2,482.00	0.00	0.00	2,482.00
935	CONTRACTED SERVICE-PS					2,482.00	0.00	0.00	2,482.00
936	CONTRACTED SERVICE-ES					2,482.00	0.00	0.00	2,482.00
937	TOTAL					9,928.00	0.00	0.00	9,928.00
938									
939	TOTAL COMMUNITY SERVICE					9,928.00	0.00	0.00	9,928.00
940									

61-COMMUNITY SERVICE

	A	B	C	D	E	F	G	H	I
941	<i>71-DEBT SERVICE</i>								
942									
943	FITNESS EQUIP-PRINCIPAL					0.00	0.00	0.00	0.00
944	FITNESS EQUIP-INTEREST					0.00	0.00	0.00	0.00
945	TOTAL					0.00	0.00	0.00	0.00
946									
947	<u>TOTAL DEBT SERVICE</u>					0.00	0.00	0.00	0.00
948									
949	<i>81-FACILITIES ACQUISITION & CONSTRUCTION</i>								
950									
951	FACILITY PLANNING					0.00	0.00	0.00	0.00
952	CONT SERVICES-TECHNOLOGY-MS**					0.00	0.00	0.00	0.00
953	CONT SERVICES-TECHNOLOGY-PS**					0.00	0.00	0.00	0.00
954	CONT SERVICES-TECHNOLOGY-ES**					0.00	0.00	0.00	0.00
955	CONT SERVICES-TECHNOLOGY-ADM**					0.00	0.00	0.00	0.00
956	CONT SERVICES-STADIUM					0.00	0.00	0.00	0.00
957	TOTAL					0.00	0.00	0.00	0.00
958									
959	SUPPLIES-STADIUM/TRACK					0.00	0.00	0.00	0.00
960	TOTAL					0.00	0.00	0.00	0.00
961									
962	LAND PURCHASE					0.00	0.00	0.00	0.00
963	FEES-LAND PURCHASE					0.00	0.00	0.00	0.00
964	BUILDING CONSTRUCTION-MS/PS ROOF					0.00	0.00	0.00	0.00
965	BUILDING CONSTRUCTION-HS/ES RENNOV					1,446,322.00	24,190.49	3,438.00	1,418,693.51
966	PARKING/ROADS-ALL SCHOOLS					110,000.00	119,997.68	0.00	(9,997.68)
967	SECURITY RENNOVATIONS-ALL SCHOOLS					0.00	0.00	0.00	0.00
968	BUILDING CONSTRUCTION-STADIUM TRACK					0.00	0.00	0.00	0.00
969	BUILDING CONSTRUCTION-FIELDHOUSE					0.00	0.00	0.00	0.00
970	FURN/EQUIP-TECHNOLOGY-DST**					0.00	0.00	0.00	0.00
971	TOTAL					1,556,322.00	144,188.17	3,438.00	1,408,695.83
972									
973	<u>TOTAL FACILITIES & CONSTRUCTION</u>					1,556,322.00	144,188.17	3,438.00	1,408,695.83
974									
975	<i>93-PAYMENTS TO MEMBER DISTRICTS/FISCAL AGENTS</i>								
976									
977	SSA-SUPERNET II					9,471.00	5,754.85	0.00	3,716.15
978	SSA-SPECIAL EDUCATION					359,979.00	319,981.36	0.00	39,997.64
979	SSA-RUS-DLT GRANT					0.00	0.00	0.00	0.00
980									
981	<u>TOTAL PAYMENTS TO MEMBER DISTRICTS</u>					369,450.00	325,736.21	0.00	43,713.79
982									
983	<i>99-OTHER INTERGOVERNMENTAL CHARGES</i>								
984									
985	<u>APPRAISAL DISTRICT</u>					118,688.00	58,686.50	0.00	60,001.50
986									
987	<u>TOTAL OTHER INTERGOVERNMENTAL</u>					118,688.00	58,686.50	0.00	60,001.50
988									
989									

	A	B	C	D	E	F	G	H	I
990	TOTAL OPERATING BUDGET					14,574,408.45	7,548,934.97	1,449,663.80	5,575,809.68
991									
992									
993	DEBT SERVICE FUND								
994	599								
995									
996	BONDS					0.00	0.00	0.00	0.00
997	INTEREST					0.00	0.00	0.00	0.00
998	FEES					0.00	0.00	0.00	0.00
999						0.00	0.00	0.00	0.00
1000	TOTAL								
1001	TOTAL DEBT SERVICE					0.00	0.00	0.00	0.00
1002									
1003									
1004	TOTAL OPERATING FUND								
1005	AND DEBT SERVICE					14,574,408.45	7,548,934.97	1,449,663.80	5,575,809.68
1006									
1007									
1008	***TECHNOLOGY EXPENSES TO BE								
1009	FUNDED					92,500.00	33,431.86	7,849.92	51,218.22
1010									
1011									
1012	REFERENCE GUIDE								
1013									
1014	HS					ST COMP	STATE COMPENSATORY		
1015	MS	HIGH SCHOOL				ESL	ENGLISH/SPANISH LANGUAGE		
1016	PS	MIDDLE SCHOOL				VOC	VOCATIONAL EDUCATION		
1017	ES	PRIMARY SCHOOL				G/T	GIFTED/TALENTED EDUCATION		
1018	ADM	ELEMENTARY SCHOOL				SP ED	SPECIAL EDUCATION		
1019		ADMINISTRATION							
1020									
1021	MINEOLA INDEPENDENT SCHOOL DISTRICT								
1022									
1023	2013-2014 REVENUE								
1024	199-GENERAL FUND								
1025						BUDGETED	RECEIVED	BALANCE	
1026	TAXES-CURRENT YEAR					6,209,681.00	6,050,197.58		159,483.42
1027	TAXES-PRIOR YEAR					111,500.00	104,507.37		6,992.63
1028	TAXES-PENALTIES					100,000.00	60,877.50		39,122.50
1029	TAXES-INTEREST					0.00	0.00		0.00
1030	DRIVER EDUCATION TUITION					0.00	0.00		0.00
1031	TUITION-SUMMER SCHOOL					0.00	0.00		0.00
1032	EARNING FROM PERMANENT INVESTMENTS					3,200.00	0.00		3,200.00
1033	EARNING FROM TEMPORARY INVESTMENTS					30,250.00	27,388.88		2,861.12
1034	RENTAL OF FACILITIES					3,250.00	5,323.49		-2,073.49
1035	GIFTS/BEQUESTS-MEREDITH-					135,000.00	135,000.00		0.00
1036	GIFTS/BEQUESTS-MEREDITH-HS BAND					0.00	0.00		0.00
1037	GIFTS/BEQUESTS-HS WEIGHT ROOM					0.00	0.00		0.00
1038	GIFTS/BEQUESTS-MEREDITH-ES PLAYG					0.00	0.00		0.00
1039	GIFTS/BEQUESTS					0.00	0.00		0.00

	A	B	C	D	E	F	G	H	I
1040	INSURANCE RECOVERY					0.00	0.00		0.00
1041	ATHLETIC ACTIVITY					65,500.00	58,438.01		7,061.99
1042	MISC REVENUE-FISCAL AGENT FEE					52,000.00	0.00		52,000.00
1043	TAXES-CED					0.00	0.00		0.00
1044	MISC REVENUE-LOCAL SOURCES					25,000.00	37,270.20		-12,270.20
1045	CITY OF MINEOLA					6,500.00	3,250.00		3,250.00
1046	HEAD START REIMBURSEMENT					100,000.00	81,440.68		18,559.32
1047						6,841,881.00	6,563,693.71		278,187.29
1048	TOTAL								
1049	PER CAPITA					417,352.00	176,375.00		240,977.00
1050	STATE FOUNDATION					5,266,000.00	3,118,994.00		2,147,006.00
1051	SAFE SCHOOL-RIDER 59					0.00	4,655.96		-4,655.96
1052	TRS ON BEHALF					579,675.00	0.00		579,675.00
1053						6,263,027.00	3,300,024.96		2,963,002.04
1054	TOTAL								
1055	SCHOOL HEALTH & REALTED SERVICES					0.00	16,355.01		-16,355.01
1056									
1057	SALE OF PROPERTY					0.00	0.00		0.00
1058									
1059	TOTAL OPERATING REVENUE					13,104,908.00	9,880,073.68		3,224,834.32
1060									
1061	599-DEBT SERVICE								
1062									
1063	TAXES-CURRENT					0.00	0.00		0.00
1064	TAXES-PRIOR YEARS					0.00	0.00		0.00
1065	TAXES-PENALTIES					0.00	0.00		0.00
1066	TAXES-INTEREST					0.00	0.00		0.00
1067	EARNINGS FROM TEMPORARY INVESTMENTS					0.00	0.00		0.00
1068						0.00	0.00		0.00
1069	TOTAL								
1070	STATE REVENUE-TEA					0.00	0.00		0.00
1071									
1072	TOTAL DEBT SERVICE REVENUE					0.00	0.00		0.00
1073									
1074	TOTAL OPERATING AND DEBT								
1075	SERVICE REVENUE					13,104,908.00	9,880,073.68	0.00	3,224,834.32
1076									

	A	B	C	D	E	F	G	H	I	
1077	MINEOLA INDEPENDENT SCHOOL DISTRICT									
1078										
1079										
1080	FUND 199	YEAR TO DATE CASH FLOW						Local Maint	Designated	
1081	<i>BEGINNING CASH BALANCE</i>							30,260.70		
1082	<i>BEGINNING TEXPOOL/CD/SAVINGS</i>							2,193,420.45	5,034,109.32	
1083										
1084							0.00			
1085	AUDITOR'S ADJUSTMENTS						411,335.73			
1086	ACCURED PAYROLL REVERSAL						0.00			
1087	ACCURED PAYROLL									
1088	REVENUE TO DATE						9,880,073.68	0.00	0.00	
1089	ACCOUNT RECEIVABLE						99,905.00			
1090	EXPENDITURES TO DATE						7,548,934.97		0.00	
1091	DEFERRED REVENUE						0.00			
1092	ACCOUNT PAYABLE						-16,476.53			
1093										
1094	ENDING CASH BALANCE							3,427.50		
1095	ENDING TEXPOOL/CD BALANCE							4,256,438.16	5,034,109.32	
1096										
1097	<i>UNENCUMBERED BALANCE</i>							4,256,438.16	5,034,109.32	
1098										
1099	<i>TRANSFER OUT TO WC SSA</i>						0.00			
1100										
1101	TOTAL								9,290,547.48	
1102										
1103	GRAND TOTAL TEXPOOL/CD FOR LOCAL MAINTENANCE									
1104										
1105	FUND 599	\$						Debt Service		
1106	<i>BEGINNING CASH BALANCE</i>							1.53		
1107	<i>BEGINNING TEXPOOL BALANCE</i>							107,099.15		
1108										
1109	REVENUE TO DATE						25.69			
1110										
1111	EXPENDITURES TO DATE						0.00			
1112										
1113	ENDING CASH BALANCE							1.53		
1114	ENDING TEXPOOL BALANCE							107,124.84		
1115										
1116	JAN INTEREST PAYMENT							0.00		
1117	JULY PRINCIPAL/INTEREST PAYMENT							0.00		
1118										
1119	PROBABLE TEA PAYBACK						0.00			
1120	<i>UNENCUMBERED BALANCE</i>							107,124.84		
1121										
1122								107,124.84		
1123										
1124	GRAND TOTAL TEXPOOL FOR DEBT SERVICE									
1125										
1126										

MISD District Improvement Fund	82,101.44	
Head Start	444.50	
District Lost Book Account	19,420.53	
TOTAL		101,966.47
Mineola Primary School		
Advisory Council	9,527.91	
Yearbooks	3,968.36	
Box Tops	8,656.74	
Flower Fund	317.02	
Library Fund	3,333.36	
T-Shirts	2,795.57	
Teacher Gifts	12,538.14	
Title I Book Acct	355.00	
School Vending	2,837.78	
Benevolent Fund	12,489.82	
Lounge Vending	224.65	
TOTAL		57,044.35
Mineola Elementary School		
Teacher Gifts	3,422.19	
School Annual	1,964.16	
Benevolent Fund	1,412.96	
Advisory Council	4,805.82	
Flower Fund	162.39	
Library Fund	6,820.26	
Lounge Vending	(41.29)	
Jump Rope	800.91	
School Vending	14,054.96	
P. E.	5.00	
Kiwanis Kids	1,438.00	
Super Dads	278.74	
TOTAL		35,124.10
Mineola Middle School		
AVID	225.03	
Band Fund	0.00	
PE-MS	615.01	
Volleyball	287.00	
Flower Fund	55.83	
Jacket Jazz	176.67	
Advisory Council	1,364.80	
Choir	151.44	
MS Cheerleaders	4,325.74	
MS Yearbook	4,051.89	
Crime Stoppers	485.00	
Junior Honor Society	256.06	
Communities in Schools	775.98	
Athletic Boosters	614.90	
Library Fund	723.90	
Lounge Vending	649.54	
FCA-MS	4,184.46	
Builder's Club	1,127.93	
School Vending	6,328.27	
Benevolent Fund	8,487.70	
Science Club	1,456.80	
Student Council	434.69	

TOTAL

36,778.64

Mineola High School

Art	852.39
Auto Mechanics	1,377.00
Anchor Club	660.95
Crime Stoppers	224.62
Annual Staff	7,655.69
Athletic Vending	23,895.06
Athletic Equipment Donations	1,357.28
Band Fund	2,861.97
Band Boosters	9,961.67
Business Club	379.82
D. E. C. A.	814.51
Fellowship of Christian Athletes	2,682.14
Future Farmers of America	2,768.39
Future Homemakers of America	254.39
Class of 2016	1,927.00
Benevolent Fund	2,961.58
Testing/Tuition	1,945.95
Lounge Vending	763.25
Student Technoloty Assoc	1,121.11
I-Pad fees	10,545.47
Choir	1,126.00
Class of 2014	10,279.36
Key Club	400.88
Library Fund	707.16
CIS-Go Center	499.57
Junior Historians	818.71
National Honor Society	280.13
Nature Trail	1,047.10
PAL'S	159.43
Project Graduation	1,845.06
H. S. Players/Drama	1,772.39
Flower Fund	1,113.05
Student Council	371.99
Scholarship Fund	15,113.00
Class of 2015	10,476.61
Spanish Club	252.58
Class of 2017	175.00
Slot Car Racing	4,581.65
Girl's Athletic Scholarship	495.99
Varsity Cheerleaders	3,398.11
AVID	217.17
School Vending	7,931.98

TOTAL

138,073.16

WOOD COUNTY SPECIAL EDUCATION SSA

Activity Fund	1,507.02
---------------	----------

TOTAL


1,507.02

**TEXPOOL
PORTFOLIO SUMMARY
ACTIVITY FOR MONTH ENDING
April 30, 2014**

LOCAL MAINTENANCE

<i>Investments</i>	<i>Cost</i>	<i>Market</i>	<i>Ratio</i>	<i>Interest Rate</i>
Beginning of period	27,230.79	27,230.79	100.00%	0.03%
Deposits	0.00			0
Withdrawals	0.00			
Interest accrued	0.77			
End of Period	27,231.56	27,231.56	100.00%	0.03%

This report is in compliance with the investment strategies as approved by the Public Funds Investment Act

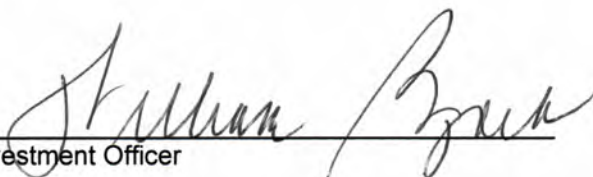

Investment Officer

**TEXPOOL
PORTFOLIO SUMMARY
ACTIVITY FOR MONTH ENDING
April 30, 2014**

FOOD SERVICE

<i>Investments</i>	<i>Cost</i>	<i>Market</i>	<i>Ratio</i>	<i>Interest Rate</i>
Beginning of period	33,550.95	33,550.95	100.00%	0.03%
Deposits	15,000.00			
Withdrawals	0.00			
Interest accrued	1.01			
End of Period	48,551.96	48,551.96	100.00%	0.03%

This report is in compliance with the investment strategies as approved by the Public Funds Investment Act


Investment Officer


**TEXPOOL
PORTFOLIO SUMMARY
ACTIVITY FOR MONTH ENDING
April 30, 2014**

INTEREST & SINKING

<i>Investments</i>	<i>Cost</i>	<i>Market</i>	<i>Ratio</i>	<i>Interest Rate</i>
Beginning of period	107,121.88	107,121.88	100.00%	0.03%
Deposits	0.00			
Withdrawals	0.00			
Interest accrued	2.96			
End of Period	107,124.84	107,124.84	100.00%	0.03%

This report is in compliance with the investment strategies as approved by the Public Funds Investment Act

Investment Officer




**TEXPOOL
PORTFOLIO SUMMARY
ACTIVITY FOR MONTH ENDING
April 30, 2014**

WORKERS COMPENSATION

<i>Investments</i>	<i>Cost</i>	<i>Market</i>	<i>Ratio</i>	<i>Interest Rate</i>
Beginning of period	464,698.48	464,698.48	100.00%	0.03%
Deposits	0.00			
Withdrawals	2,887.51			
Interest accrued	12.79			
End of Period	461,823.76	461,823.76	100.00%	0.03%

This report is in compliance with the investment strategies as approved by the Public Funds Investment Act



Investment Officer

**TEXPOOL
PORTFOLIO SUMMARY
ACTIVITY FOR MONTH ENDING
April 30, 2014**

MARILYN MERRITT WILSON TRUST

<i>Investments</i>	<i>Cost</i>	<i>Market</i>	<i>Ratio</i>	<i>Interest Rate</i>
Beginning of period	435,913.63	435,913.63	100.00%	0.03%
Deposits	0.00			
Withdrawals	0.00			
Interest accrued	12.05			
End of Period	435,925.68	435,925.68	100.00%	0.03%

This report is in compliance with the investment strategies as approved by the Public Funds Investment Act



Investment Officer

**TEXPOOL
PORTFOLIO SUMMARY
ACTIVITY FOR MONTH ENDING
April 30, 2014**

DAN PEACOCK TRUST

<i>Investments</i>	<i>Cost</i>	<i>Market</i>	<i>Ratio</i>	<i>Interest Rate</i>
Beginning of period	16,093.64	16,093.64	100.00%	0.03%
Deposits	0.00			
Withdrawals	0.00			
Interest accrued	0.46			
End of Period	16,094.10	16,094.10	100.00%	0.03%

This report is in compliance with the investment strategies as approved by the Public Funds Investment Act



Investment Officer

**TEXPOOL
PORTFOLIO SUMMARY
ACTIVITY FOR MONTH ENDING
April 30, 2014**

G. W. ENGLISH TRUST

<i>Investments</i>	<i>Cost</i>	<i>Market</i>	<i>Ratio</i>	<i>Interest Rate</i>
Beginning of period	235,698.52	235,698.52	100.00%	0.03%
Deposits	0.00			
Withdrawals	0.00			
Interest accrued	6.52			
End of Period	235,705.04	235,705.04	100.00%	0.03%

This report is in compliance with the investment strategies as approved by the Public Funds Investment Act



Investment Officer

**MINEOLA COMMUNITY BANK
PORTFOLIO SUMMARY
ACTIVITY FOR MONTH ENDING
April 30, 2014**

JUDGE TRUST

<i>Investments</i>	<i>Cost</i>	<i>Market</i>	<i>Ratio</i>	<i>Interest Rate</i>
Beginning of period				
CD	18,000.00	18,000.00	100.00%	0.60%
CD	24,329.52	24,329.52	100.00%	0.60%
CD	26,814.59	26,814.59	100.00%	0.60%
SAVINGS ACCT	3,580.95	3,580.95	100.00%	0.25%
Deposits	134.33			
Withdrawals	0.00			
Quarterly Interest	0.00			
End of Period	3,715.28	3,715.28		
CD	18,000.00	18,000.00	100.00%	0.60%
CD	24,329.52	24,329.52	100.00%	0.60%
CD	26,814.59	26,814.59	100.00%	0.60%
SAVINGS ACCT	3,715.28	3,580.95	100.00%	0.25%

This report is in compliance with the investment strategies as approved by the Public Funds Investment Act



 Investment Officer

PORTFOLIO SUMMARY
ACTIVITY FOR MONTH ENDING
April 30, 2014

CERTIFICATE OF DEPOSIT/SAVINGS

<i>Investments</i>	<i>Cost</i>	<i>Market</i>	<i>Ratio</i>	<i>Interest Rate</i>
Beginning of period	9,610,519.94	9,610,519.94	100.00%	
Deposits	2,795.98			
Withdrawals	350,000.00			
End of period	9,263,315.92	9,263,315.92		
Interest Accrued	4,064.89			
End of Period				
	Bank Texas			
CD # 8025567	263,773.03	263,773.03	100.00%	0.60%
	Bank Texas			
CD # 8025872	1,053,882.20	1,053,882.20	100.00%	1.00%
	First National Bank-Gilmer in Mineola			
CD # 1005229	239,959.67	239,959.67	100.00%	0.60%
	Mineola Community			
CD # 01-00542339-9	159,222.59	159,222.59	100.00%	0.60%
	Capital One			
Savings #3830656862	7,243,458.39	7,243,458.39	100.00%	0.40%
	City National Bank			
CD #10305497	203,020.04	203,020.04	100.00%	0.60%

This report is in compliance with the investment strategies as approved by the Public Funds Investment Act




 Investment Officer

**TEXPOOL
PORTFOLIO SUMMARY
ACTIVITY FOR MONTH ENDING
April 30, 2014**

WOOD COUNTY SPECIAL EDUCATION SHARED SERVICES ARRANGEMENT

<i>Investments</i>	<i>Cost</i>	<i>Market</i>	<i>Ratio</i>	<i>Interest Rate</i>
Beginning of period	15,391.55	15,391.55	100.00%	0.03%
Deposits	0.00			
Withdrawals	0.00			
Interest accrued	0.36			
End of Period	15,391.91	15,391.91	100.00%	0.03%

This report is in compliance with the investment strategies as approved by the Public Funds Investment Act



Investment Officer

**TEXPOOL
PORTFOLIO SUMMARY
ACTIVITY FOR MONTH ENDING
April 30, 2014**

**WOOD COUNTY SPECIAL EDUCATION SHARED SERVICES ARRANGEMENT
WORKER'S COMPENSATION**

<i>Investments</i>	<i>Cost</i>	<i>Market</i>	<i>Ratio</i>	<i>Interest Rate</i>
Beginning of period	14,867.84	14,867.84	100.00%	0.03%
Deposits	0.00			
Withdrawals	157.00			
Interest accrued	0.30			
End of Period	14,711.14	14,711.14	100.00%	0.03%

This report is in compliance with the investment strategies as approved by the Public Funds Investment Act



Investment Officer

**CAPITAL ONE BANK
PORTFOLIO SUMMARY
ACTIVITY FOR MONTH ENDING
April 30, 2014**

WOOD COUNTY SPECIAL EDUCATION SHARED SERVICES ARRANGEMENT

<i>Investments</i>	<i>Cost</i>	<i>Market</i>	<i>Ratio</i>	<i>Interest Rate</i>
Beginning of period	742,177.40	742,177.40	100.00%	0.30%
Deposits	0.00			
Withdrawals	0.00			
Interest accrued	183.02			
End of Period	742,360.42	742,360.42	100.00%	0.30%

This report is in compliance with the investment strategies as approved by the Public Funds Investment Act


Investment Officer

BANK: 01 LOCAL MAINTENANCE

CHECK TYPE	CHECK NUMBER	CHECK DATE	CHECK AMOUNT	REMITTED TO
OFFC	62900	4-11-2014	40.00	5482 TANGLEWOOD GOLF RESORT - <i>GOLF</i>
OFFC	62901	4-11-2014	160.00	7650 JOHN TALLEY - <i>GOLF MEAL</i>
OFFC	62902	4-11-2014	755.97	6941 HOLIDAY INN EXPRESS - <i>GOLF</i>
SYST	62903	4-16-2014	139.73	6085 ACE HARDWARE - <i>MAINTENANCE</i>
SYST	62904	4-16-2014	296.06	3815 ADVENTURES IN LEARNING - <i>PR EDL</i>
SYST	62905	4-16-2014	2,491.00	1697 ALERT SERVICES, INC. - <i>ATHLETIC</i>
SYST	62906	4-16-2014	250.00	7399 ALLIED MOBILE HEALTH TRAINING, INC - <i>VAN DOWER</i>
SYST	62907	4-16-2014	777.00	5370 ALLIED WASTE SERVICES - <i>TRASH PICK-UP</i>
SYST	62908	4-16-2014	55.00	8395 ANDREW COLE - <i>GAME OFFICIAL</i>
SYST	62909	4-16-2014	206.10	3549 AT&T - <i>PHONE LINE</i>
SYST	62910	4-16-2014	4.79	3533 AT&T LONG DISTANCE - <i>LONG DISTANCE</i>
SYST	62911	4-16-2014	101.05	2919 BALLARD & TIGHE, PUBLISHERS - <i>MS EDL</i>
SYST	62912	4-16-2014	902.00	7477 BARBIN FENCE, INC - <i>TRANSPORTATION</i>
SYST	62913	4-16-2014	28.95	5517 BARNES & NOBLE BOOKSELLERS, INC. - <i>ES LIBRARY</i>
SYST	62914	4-16-2014	30.18	9842 BLAZER ATHLETICS - <i>TRACK</i>
SYST	62915	4-16-2014	2,865.36	8334 BRAINPOP LLC - <i>ALL SCHOOLS</i>
SYST	62916	4-16-2014	136.00	3149 BUDGET BUSINESS SYSTEMS - <i>VO AG</i>
SYST	62917	4-16-2014	991.88	1033 CADE'S BUILDING MATERIALS, INC. - <i>HS SCIENCE, MAINTENANCE, VO AG</i>
SYST	62918	4-16-2014	3,114.76	571 CENTERPOINT ENERGY RESOURCES CORP. - <i>GAS</i>
SYST	62919	4-16-2014	161.00	3935 CHERYL'S LAKE COUNTRY FLORIST - <i>JACKSON, THOMAS</i>
SYST	62920	4-16-2014	426.00	8226 CICI'S PIZZA #719 - <i>MS BAND</i>
SYST	62921	4-16-2014	270.00	9844 CICI'S PIZZA - <i>MS BAND</i>
SYST	62922	4-16-2014	262.17	9753 CKL SOLUTIONS - <i>MAINTENANCE</i>
SYST	62923	4-16-2014	372.54	8060 CONNIE D HAGEN, INC - <i>DRUG TESTING</i>
SYST	62924	4-16-2014	80.00	954 DAIRY QUEEN - <i>SOFTBALL</i>
SYST	62925	4-16-2014	85.00	8091 DAIRY QUEEN - CANTON - <i>BASEBALL</i>
SYST	62926	4-16-2014	630.71	557 DEALERS ELECTRICAL SUPPLY CO. - <i>MAINTENANCE</i>
SYST	62927	4-16-2014	32.50	9702 DEBORAH ARMSTRONG - <i>REIMBURSE</i>
SYST	62928	4-16-2014	4,521.93	8444 DUKO OIL CO, INC - <i>TRANSPORTATION</i>
SYST	62929	4-16-2014	97.31	2474 DWIGHT THOMAS - <i>GAME OFFICIAL</i>
SYST	62930	4-16-2014	44.00	563 EAST TEXAS ALARM, INC. - <i>MAINTENANCE</i>
SYST	62931	4-16-2014	8,703.50	908 EAST TEXAS SPORTS CENTER - <i>FOOTBALL, TRACK</i>
SYST	62932	4-16-2014	305.00	6371 ELLIOTT-THOMAS HEALTH CENTER, P.C. - <i>PHYSICAL</i>
SYST	62933	4-16-2014	45,233.45	1916 EUBANKS-HARRIS-ROBERTS-CRAIG - <i>ARCHITECTS</i>
SYST	62934	4-16-2014	400.00	7815 EUSTACE HIGH SCHOOL GOLF - <i>GOLF</i>
SYST	62935	4-16-2014	18.90	9366 FASTENAL COMPANY - <i>TRANSPORTATION</i>
SYST	62936	4-16-2014	206.00	7610 FIELDHOUSE SPORTS - <i>TENNIS</i>
SYST	62937	4-16-2014	392.12	8887 FISCHER SCIENCE EDUCATION - <i>HS SCIENCE</i>
SYST	62938	4-16-2014	326.96	7703 G&K SERVICES - <i>MAINT, TRANSPORTATION, CUSTODIAL</i>
SYST	62939	4-16-2014	100.00	5085 GARRY R MURPHREE - <i>GAME OFFICIAL</i>
SYST	62940	4-16-2014	29.69	920 GLEN DOSSETT - <i>REIMBURSE</i>
SYST	62941	4-16-2014	56.85	883 GOPHER SPORT - <i>ED SP ED</i>
SYST	62942	4-16-2014	548.23	4548 GRAINGER - <i>MAINTENANCE</i>
SYST	62943	4-16-2014	1,401.10	5402 HARDY COOK & HARDY, PC - <i>SCHOOL AITNY</i>
SYST	62944	4-16-2014	109.00	1122 HART INTERCIVIC, INC - <i>ELECTION</i>
SYST	62945	4-16-2014	6,809.00	6327 HERRINGTON HEAT & AC - <i>FIRE HOUSE FAN MOTOR, MS KIT FREON, MS GYM VALVE, FILTER FREON</i>
SYST	62946	4-16-2014	348.00	9852 HOLIDAY INN EXPRESS - <i>MADLEY</i>
VOID	62947	4-16-2014	12.95	598 HUGHES APPLIANCE, INC. - <i>MAINTENANCE</i>

BANK: 01 LOCAL MAINTENANCE

CHECK TYPE	CHECK NUMBER	CHECK DATE	CHECK AMOUNT	REMITTED TO
SYST	62948	4-16-2014	160.00	6087 J & S BLUEPRINT CO - <i>Roofing</i>
SYST	62949	4-16-2014	38.66	9477 JEMELYN PALENTINOS - <i>REIMBURSE</i>
SYST	62950	4-16-2014	127.12	9853 JOE GRIMES - <i>GAME OFFICIAL</i>
SYST	62951	4-16-2014	32.50	9730 JOSEPH ARMSTRONG - <i>REIMBURSE</i>
SYST	62952	4-16-2014	56.02	2354 KAPLAN EARLY LEARNING CO - <i>2nd G</i>
SYST	62953	4-16-2014	375.12	1526 LAKESHORE LEARNING MATERIALS - <i>HEAD START, 2nd G, 1st G</i>
SYST	62954	4-16-2014	177.12	8346 LEE'S SCHOOL SUPPLIES, INC - <i>Ed Counselor</i>
SYST	62955	4-16-2014	297.85	2686 LOWE'S - <i>MAINTENANCE</i>
SYST	62956	4-16-2014	138.45	9838 LYNN PEAVEY COMPANY - <i>Hd SCIENCE</i>
SYST	62957	4-16-2014	525.00	9855 MABANK ATHLETIC BOOSTER CLUB - <i>MS TRACK</i>
SYST	62958	4-16-2014	77.92	631 MARK'S PLUMBING PARTS - <i>MAINTENANCE</i>
SYST	62959	4-16-2014	147.32	6468 MATHESON TRI-GAS, INC. - <i>Auto Mechanic</i>
SYST	62960	4-16-2014	209.08	1457 MINEOLA AUTO SUPPLY - <i>Auto Mechanic</i>
SYST	62961	4-16-2014	420.00	4471 MINEOLA ISD STUDENT NUTRITION - <i>MS TESTING</i>
SYST	62962	4-16-2014	1,221.59	8076 MINEOLA ISD TAX COLLECTOR - <i>Auto TAX Payments</i>
SYST	62963	4-16-2014	500.00	1822 MINEOLA MEMORIAL LIBRARY - <i>2014 DUES</i>
SYST	62964	4-16-2014	298.00	3202 MPRINTS PRINTING, INC - <i>MS OFFICE</i>
SYST	62965	4-16-2014	14.50	3529 MR D'S 10 MINUTE OIL CHANGE - <i>TRANSPORTATION</i>
SYST	62966	4-16-2014	53.18	8155 MUNICIPAL SERVICES BUREAU - <i>Toll Charge</i>
SYST	62967	4-16-2014	110.94	672 NASCO - <i>4th G</i>
SYST	62968	4-16-2014	29.69	921 NELDA SHIPP - <i>REIMBURSE</i>
SYST	62969	4-16-2014	144.53	8110 O'REILLY AUTO PARTS - <i>TRANSPORTATION</i>
SYST	62970	4-16-2014	274.54	1714 PATTY HAWKINS - <i>REIMBURSE</i>
SYST	62971	4-16-2014	238.11	683 PENDER'S MUSIC COMPANY - <i>MS BAND</i>
SYST	62972	4-16-2014	1,384.05	5531 PERDUE, BRANDON, FIELDER, COLLINS & - <i>Del TAX Army MAREL</i>
SYST	62973	4-16-2014	20.09	685 PRICE INTERNATIONAL, INC - <i>TRANSPORTATION</i>
SYST	62974	4-16-2014	525.00	7165 RABO BUSINESS FORMS, INC. - <i>ADMIN</i>
SYST	62975	4-16-2014	516.60	7548 REALLY GOOD STUFF, INC - <i>2nd G, 1st, 3rd</i>
SYST	62976	4-16-2014	1,560.00	7452 RED RIVER SPECIALTIES, INC - <i>Sports Field Supply</i>
SYST	62977	4-16-2014	88.41	4613 RICKY MOSLEY - <i>GAME OFFICIAL</i>
SYST	62978	4-16-2014	100.20	6989 RONALD GREER - <i>GAME OFFICIAL</i>
SYST	62979	4-16-2014	4,129.90	7334 RUDD CONTRACTING CO, INC - <i>FIRE ALARM Head ft, Water line leak</i>
SYST	62980	4-16-2014	549.94	8442 RUSH BUS CENTERS - <i>TRANSPORTATION</i>
SYST	62981	4-16-2014	140.85	3785 SAFETY-KLEEN SYSTEMS, INC - <i>TRANSPORTATION</i>
SYST	62982	4-16-2014	217.44	5356 SAM'S CLUB DIRECT - <i>TESTING ES</i>
SYST	62983	4-16-2014	2,950.00	4555 SCHOLASTIC INC - <i>MS SOFTWARE</i>
VOID	62984	4-16-2014	0.00	VOID CHECK FROM SYSTEM
SYST	62985	4-16-2014	3,026.28	724 SCHOOL SPECIALTY, INC. - <i>MS ART, PS OFFICE, Pd Comp Lab, Pd ART, Hd Science</i>
SYST	62986	4-16-2014	570.00	9528 SCOTT & WHITE HEALTHCARE - <i>NURSED</i>
SYST	62987	4-16-2014	500.00	9782 SHERRY POTEET - <i>MS BAND</i>
SYST	62988	4-16-2014	1,414.00	8475 SOUTHERN TIRE MART, LLC - <i>TRANSPORTATION</i>
SYST	62989	4-16-2014	1,002.01	2013 STORY-WRIGHT INC. - <i>MS Comp Lab, PS OFFICE</i>
SYST	62990	4-16-2014	711.28	5035 TATUM MUSIC CO, INC - <i>MS, MS BAND</i>
SYST	62991	4-16-2014	334.00	7110 TEPSA - <i>MASLEY</i>
SYST	62992	4-16-2014	2,135.00	9211 THE FIRE ANT MAN - <i>MAINTENANCE</i>
SYST	62993	4-16-2014	22.23	7149 TRACTOR SUPPLY CREDIT PLAN - <i>MAINTENANCE</i>
SYST	62994	4-16-2014	6.50	800 UNIVERSITY INTERSCHOLASTIC LEAGUE - <i>MS UN</i>
SYST	62995	4-16-2014	8.67	7840 UPS - <i>IPAD REPAIR</i>

BANK: 01 LOCAL MAINTENANCE

CHECK TYPE	CHECK NUMBER	CHECK DATE	CHECK AMOUNT	REMITTED TO
SYST	62996	4-16-2014	794.28	822 WAL-MART STORES TEXAS, LLC - <i>ATHLETIC, HS SCIENCE, MS TESTING, ADM</i>
SYST	62997	4-16-2014	56.10	3995 WESTERN PSYCHOLOGICAL SERVICE - <i>Ed Counselor</i>
SYST	62998	4-16-2014	39,997.67	837 WOOD COUNTY SPECIAL EDUCATION SSA - <i>MONTHLY Spec Ed</i>
SYST	62999	4-16-2014	920.00	2019 WOODY'S - <i>MAINTENANCE</i>
SYST	63000	4-16-2014	225.00	9848 WYLIE ATHLETIC BOOSTER CLUB - <i>SOFTBALL</i>
OFFC	63001	4-22-2014	160.00	920 GLEN DOSSETT - <i>Vo Ag meals</i>
OFFC	63002	4-22-2014	513.30	9857 COMFORT SUITES - <i>Vo Ag</i>
OFFC	63003	4-22-2014	1,654.00	9547 HOLIDAYS' N TRAVEL - <i>Home Eco</i>
OFFC	63004	4-22-2014	340.00	5459 DRURY INN & SUITES - <i>JOURNALISM</i>
OFFC	63005	4-25-2014	260.00	8168 JOE DRENNON - <i>TRACK MEALS</i>
SYST	63006	4-30-2014	19,753.17	745 AEP SOUTHWESTERN ELECTRIC POWER - <i>ELECTRIC</i>
SYST	63007	4-30-2014	6,970.00	8429 AVID CENTER - <i>HS MEMBERSHIP</i>
SYST	63008	4-30-2014	250.00	7010 BROWNSBORO BOOSTER CLUB - <i>Volleyball</i>
SYST	63009	4-30-2014	196.00	3149 BUDGET BUSINESS SYSTEMS - <i>HS OFFICE</i>
SYST	63010	4-30-2014	173.50	4487 BULLARD ISD - <i>1/2 GATE PLAYOFF @ TJC</i>
SYST	63011	4-30-2014	36,042.55	9604 C AND R SERVICES - <i>SECURITY SYSTEM</i>
SYST	63012	4-30-2014	233.40	1033 CADE'S BUILDING MATERIALS, INC. - <i>DE</i>
SYST	63013	4-30-2014	26.50	9135 CARLA TAYLOR - <i>REIMBURSE</i>
SYST	63014	4-30-2014	919.62	6944 CDW GOVERNMENT, INC - <i>pd, MS Tech Supply</i>
SYST	63015	4-30-2014	661.95	1329 CHEVRON - <i>Vo Ag - Jump Rope, Journalism, Home Eco</i>
SYST	63016	4-30-2014	96.00	9536 CHICKEN EXPRESS - <i>BASEBALL</i>
SYST	63017	4-30-2014	2,937.65	549 CITY OF MINEOLA - <i>WATER</i>
SYST	63018	4-30-2014	516.90	5938 CLASSROOMDIRECT - <i>3RD G, 1ST G</i>
SYST	63019	4-30-2014	431.00	7834 CLAY EWELL EDUCATIONAL SERVICES - <i>Vo AG</i>
SYST	63020	4-30-2014	112.72	8380 CLINT ADAMS - <i>GAME OFFICIAL</i>
SYST	63021	4-30-2014	355.24	4617 COMFORT SUITES - <i>Vo AG</i>
SYST	63022	4-30-2014	18,824.47	4447 CYNERGY TECHNOLOGY - <i>NEW ACCESS POINTS</i>
SYST	63023	4-30-2014	2,971.80	5711 D&H DISTRIBUTING CO. - <i>HS MATH</i>
SYST	63024	4-30-2014	127.67	1267 DAIRY QUEEN - <i>TENNIS</i>
SYST	63025	4-30-2014	110.00	2118 DAIRY QUEEN - <i>TENNIS</i>
SYST	63026	4-30-2014	70.00	9861 DAIRY QUEEN - <i>BASEBALL</i>
SYST	63027	4-30-2014	59.24	1139 DEMCO, INC. - <i>MS LIBRARY</i>
SYST	63028	4-30-2014	102.44	3377 FLINN SCIENTIFIC - <i>MS SCIENCE</i>
SYST	63029	4-30-2014	676.62	4092 GALE - <i>HS LIBRARY</i>
SYST	63030	4-30-2014	90.00	920 GLEN DOSSETT - <i>Vo AG MEALS</i>
SYST	63031	4-30-2014	673.24	1122 HART INTERCIVIC, INC - <i>ELECTION</i>
SYST	63032	4-30-2014	708.75	9636 HEATHER PARKS - <i>HS BAND</i>
SYST	63033	4-30-2014	12,000.00	7614 IMAGINE LEARNING - <i>PAID EdL</i>
SYST	63034	4-30-2014	87.72	8370 JAY NICHOLS - <i>GAME OFFICIAL</i>
SYST	63035	4-30-2014	106.20	3055 JIM O'BANNON - <i>GAME OFFICIAL</i>
SYST	63036	4-30-2014	171.83	7650 JOHN TALLEY - <i>REIMBURSE</i>
SYST	63037	4-30-2014	174.85	9324 KAT MAR - <i>Football</i>
SYST	63038	4-30-2014	1,050.00	9858 LADY VANDAL VOLLEYBALL - <i>Volleyball</i>
SYST	63039	4-30-2014	1,377.74	1526 LAKESHORE LEARNING MATERIALS - <i>KINDERGARTEN, 2ND G, Ed Sp Ed</i>
SYST	63040	4-30-2014	76.98	9787 LEARNING WHEELS - <i>3RD G</i>
SYST	63041	4-30-2014	167.81	6468 MATHESON TRI-GAS, INC. - <i>Vo Ag</i>
SYST	63042	4-30-2014	1,250.01	9843 MEDCO - <i>ATHLETIC TRAINER</i>
SYST	63043	4-30-2014	1,730.24	8076 MINEOLA ISD TAX COLLECTOR - <i>AUTO TAX PAYMENTS</i>

BANK: 01 LOCAL MAINTENANCE

CHECK TYPE	CHECK NUMBER	CHECK DATE	CHECK AMOUNT	REMITTED TO
SYST	63044	4-30-2014	7.71	8155 MUNICIPAL SERVICES BUREAU - <i>Toll charged</i>
SYST	63045	4-30-2014	90.00	1714 PATTY HAWKINS - <i>Home Eco meals</i>
SYST	63046	4-30-2014	225.00	8080 PIZZA HUT OF TEXAS TEXAS - <i>MS BAND</i>
SYST	63047	4-30-2014	115.26	9276 RALPH GORE - <i>GAME OFFICIAL</i>
SYST	63048	4-30-2014	407.37	7548 REALLY GOOD STUFF, INC - <i>2nd G, 3rd G, ES SP ED</i>
SYST	63049	4-30-2014	190.96	5356 SAM'S CLUB DIRECT - <i>ES TESTING</i>
SYST	63050	4-30-2014	507.90	4555 SCHOLASTIC INC - <i>3rd G, ES SP ED</i>
SYST	63051	4-30-2014	1,652.33	724 SCHOOL SPECIALTY, INC. - <i>2nd G, HS SP ED, MS SCIENCE, 4th G, MS ART</i>
SYST	63052	4-30-2014	500.00	9782 SHERRY POTEET - <i>HS BAND</i>
SYST	63053	4-30-2014	2,239.92	2013 STORY-WRIGHT INC. - <i>NURSE, ADM, HS OFFICE,</i>
SYST	63054	4-30-2014	163.00	6883 SUBWAY - <i>SOFTBALL, School BOARD</i>
SYST	63055	4-30-2014	1,531.68	763 TASB, INC - <i>POLICY REVIEW</i>
SYST	63056	4-30-2014	150.00	5751 TASBO - <i>BJERK</i>
SYST	63057	4-30-2014	555.00	769 TEXAS ASSOC OF COMMUNITY SCHOOLS - <i>4/15 DUES</i>
SYST	63058	4-30-2014	18.00	774 TEXAS DEPT OF PUBLIC SAFETY - <i>CRIMINAL HISTORIES</i>
SYST	63059	4-30-2014	407.38	2388 THE LIBRARY STORE, INC - <i>MS LIBRARY</i>
SYST	63060	4-30-2014	250.00	8607 TUMBLEWEED PRESS, INC - <i>ES LIBRARY</i>
SYST	63061	4-30-2014	167.25	3695 TUNE IN - <i>ES UIL</i>
SYST	63062	4-30-2014	385.00	7842 VAN BAND PARENTS ASSOCIATION - <i>HS TRACK</i>
SYST	63063	4-30-2014	41.78	8425 VERIZON - <i>CELL PHONE</i>
SYST	63064	4-30-2014	1,209.00	807 VISUAL TECHNIQUES, INC. - <i>TECH SUPPLY ALL</i>
SYST	63065	4-30-2014	821.92	822 WAL-MART STORES TEXAS, LLC - <i>MS TESTING, HS MATH, Adm, 2nd G, Home Eco</i>
SYST	63066	4-30-2014	1,038.35	662 WILLIAM V MACGILL & COMPANY - <i>AUDIOMETER</i>
SYST	63067	4-30-2014	250.00	2237 WILLS POINT ISD - <i>Volleyball</i>
SYST	63068	4-30-2014	6.00	2641 WOOD COUNTY TAX ASSESSOR-COLLECTOR - <i>Vo Ag</i>

BANK 01 TOTALS	SYSTEM CHECKS	OFFICE CHECKS	VOID CHECKS	NO CHECKS	CHECK AMOUNTS
				159	279,148.18
				8	3,883.27
				2	12.95
				-----	-----
				169	283,044.40