


SY

20



25

**DISCIPLINE COMPARISON  
ANNUAL REPORT**



# Infraction Types

Here, we examine the overall number of infractions across the district, organized by category.

|                                    | <u>2020-<br/>21</u> | <u>2021-<br/>22</u> | <u>2022-<br/>23</u> | <u>2023-<br/>24</u> | <u>2024-<br/>25</u> |   | <u>2020-<br/>21</u> | <u>2021-<br/>22</u> | <u>2022-<br/>23</u> | <u>2023-<br/>24</u> | <u>2024-<br/>25</u> |
|------------------------------------|---------------------|---------------------|---------------------|---------------------|---------------------|---|---------------------|---------------------|---------------------|---------------------|---------------------|
| <b>Alcohol</b>                     | 11                  | 13                  | 18                  | 15                  | 3                   | <b>Personal Electronic Device</b>         | 340                 | 868                 | 1,063               | 1,443               | 1,221               |
| <b>Attendance Policy Violation</b> | 703                 | 1,533               | 2,046               | 1,963               | 1,865               | <b>Physical Attack/Harm on Staff</b>      | 21                  | 27                  | 72                  | 281                 | 313                 |
| <b>Bullying</b>                    | 27                  | 26                  | 38                  | 39                  | 21                  | <b>Physical Attack/Harm on Student</b>    | 37                  | 113                 | 297                 | 609                 | 651                 |
| <b>Cheating</b>                    | 29                  | 30                  | 47                  | 61                  | 62                  | <b>Profanity</b>                          | 254                 | 368                 | 415                 | 647                 | 580                 |
| <b>Class Disruption</b>            | 514                 | 1,152               | 1,256               | 1,839               | 1,762               | <b>SDC Infractions</b>                    | 20                  | 61                  | 84                  | 62                  | 111                 |
| <b>Contraband</b>                  | 0                   | 50                  | 31                  | 26                  | 28                  | <b>Sexual Behavior</b>                    | 19                  | 41                  | 45                  | 33                  | 26                  |
| <b>Cyberbullying</b>               | 1                   | 0                   | 1                   | 3                   | 1                   | <b>Sexual Harassment</b>                  | 6                   | 16                  | 14                  | 23                  | 36                  |
| <b>Disorderly Conduct</b>          | 1,735               | 3,004               | 4,152               | 2,317               | 2,458               | <b>Stealing/Theft</b>                     | 33                  | 74                  | 109                 | 125                 | 118                 |
| <b>Dress Code</b>                  | 28                  | 80                  | 129                 | 120                 | 178                 | <b>Tardies</b>                            | 1,759               | 2,620               | 1,661               | 3,978               | 5,112               |
| <b>Drugs</b>                       | 103                 | 152                 | 233                 | 251                 | 174                 | <b>Technology Use Violation</b>           | 16                  | 92                  | 127                 | 245                 | 176                 |
| <b>Fighting</b>                    | 410                 | 702                 | 874                 | 741                 | 818                 | <b>Terroristic Threats</b>                | 2                   | 2                   | 18                  | 67                  | 91                  |
| <b>Forgery</b>                     | 0                   | 0                   | 0                   | 2                   | 0                   | <b>Tobacco/e-Cigarette/Vaping Devices</b> | 163                 | 302                 | 384                 | 326                 | 264                 |
| <b>Gangs</b>                       | 3                   | 3                   | 3                   | 2                   | 1                   | <b>Vandalism</b>                          | 36                  | 68                  | 61                  | 77                  | 79                  |
| <b>Handgun</b>                     | 0                   | 4                   | 4                   | 7                   | 0                   | <b>Weapon*</b>                            | 1                   | 1                   | 15                  | 13                  | 21                  |
| <b>Harassment</b>                  | 17                  | 47                  | 69                  | 85                  | 70                  |   |                     |                     |                     |                     |                     |
| <b>Insubordination</b>             | 310                 | 604                 | 702                 | 1,565               | 1,340               |   |                     |                     |                     |                     |                     |
| <b>Knife</b>                       | 18                  | 22                  | 37                  | 13                  | 8                   |   |                     |                     |                     |                     |                     |
| <b>N/A Detention</b>               | 55                  | 164                 | 141                 | 124                 | 67                  |   |                     |                     |                     |                     |                     |
| <b>Other</b>                       | 186                 | 296                 | 369                 | 1,536               | 1,542               |   |                     |                     |                     |                     |                     |

**\*Weapon:** Inclusive of items that can be used to cause harm and are not directly covered in other categories (knife, handgun, rifle, shotgun).

|               | <u>2020-21</u> | <u>2021-22</u> | <u>2022-23</u> | <u>2023-24</u> | <u>2024-25</u> |
|---------------|----------------|----------------|----------------|----------------|----------------|
| <b>Totals</b> | <b>8,235</b>   | <b>15,055</b>  | <b>16,888</b>  | <b>18,638</b>  | <b>19,205</b>  |



# Bullying Reports

Displayed below is a five-year summary of reported bullying incidents by school year.

|         | CHAFFIN | DARBY | KIMMONS | RAMSEY | TOTALS |         | NORTHSIDE | SOUTHSIDE | BPC | TOTALS |
|---------|---------|-------|---------|--------|--------|---------|-----------|-----------|-----|--------|
| 2020-21 | 0       | 0     | 1       | 2      | 3      | 2020-21 | 0         | 1         | 0   | 1      |
| 2021-22 | 0       | 4     | 1       | 2      | 7      | 2021-22 | 0         | 2         | 0   | 2      |
| 2022-23 | 0       | 0     | 1       | 4      | 5      | 2022-23 | 0         | 2         | 1   | 3      |
| 2023-24 | 0       | 0     | 0       | 1      | 1      | 2023-24 | 4         | 0         | 11  | 15     |
| 2024-25 | 0       | 0     | 1       | 2      | 3      | 2024-25 | 1         | 1         | 0   | 2      |

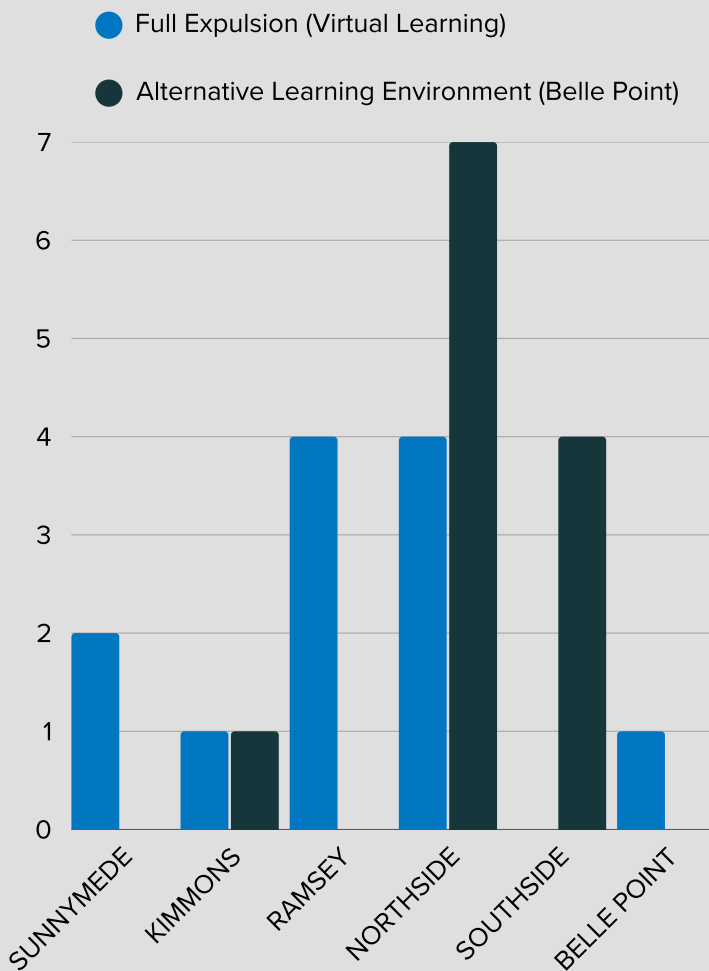
|               | <u>2020-21</u> | <u>2021-22</u> | <u>2022-23</u> | <u>2023-24</u> | <u>2024-25</u> |
|---------------|----------------|----------------|----------------|----------------|----------------|
| BALLMAN       | 0              | 0              | 0              | 0              | 0              |
| BARLING       | 2              | 0              | 2              | 2              | 5              |
| BEARD         | 0              | 0              | 2              | 0              | 0              |
| BONNEVILLE    | 0              | 0              | 0              | 0              | 0              |
| CARNALL       | 1              | 1              | 0              | 0              | 0              |
| CAVANAUGH     | 0              | 0              | 0              | 0              | 2              |
| COOK          | 7              | 4              | 0              | 0              | 0              |
| EUPER LANE    | 1              | 0              | 0              | 0              | 1              |
| FAIRVIEW      | 0              | 0              | 0              | 0              | 0              |
| HOWARD        | 0              | 0              | 0              | 0              | 0              |
| MORRISON      | 0              | 0              | 0              | 0              | 0              |
| ORR           | 1              | 1              | 4              | 2              | 0              |
| PARK          | 0              | 7              | 5              | 0              | 0              |
| SPRADLING     | 3              | 0              | 6              | 1              | 2              |
| SUNNYMEDE     | 0              | 0              | 1              | 0              | 0              |
| SUTTON        | 2              | 2              | 4              | 6              | 2              |
| TILLES        | 2              | 1              | 2              | 2              | 2              |
| WOODS         | 0              | 0              | 0              | 0              | 0              |
| <b>TOTALS</b> | <b>23</b>      | <b>17</b>      | <b>28</b>      | <b>14</b>      | <b>14</b>      |



# Expulsions

The data below compares the total expulsion recommendations from the past five years, highlighting how many students were expelled and how many students opted for Belle Point in lieu of expulsion.

| Expulsion Recommendations   | <u>2020-21</u> | <u>2021-22</u> | <u>2022-23</u> | <u>2023-24</u> | <u>2024-25</u> |
|---|----------------|----------------|----------------|----------------|----------------|
|   | <b>3</b>       | <b>6</b>       | <b>29</b>      | <b>34</b>      | <b>24</b>      |
| Expelled  | 0              | 3              | 10             | 18             | 12             |
| Alternative Learning Education (Belle Point in lieu of Expulsion) | 3              | 3              | 19             | 16             | 12             |



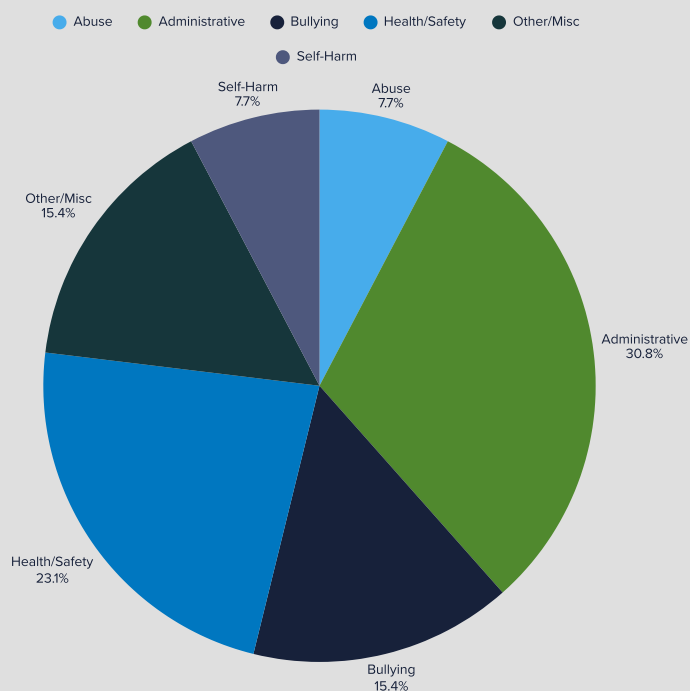
This bar chart illustrates the number of students fully expelled versus those assigned to Belle Point in lieu of expulsion for the 2024–2025 academic year.



# Safe Schools Helpline

This portion of the report analyzes trends in anonymous submissions to the Safe Schools Helpline over the past five years, highlighting report topics.

| Category           | 2020-21  | 2021-22   | 2022-23  | 2023-24   | 2024-25   |
|--------------------|----------|-----------|----------|-----------|-----------|
| Bullying           | 2        | 5         | 2        | 2         | 2         |
| Health/Safety      | 1        | 4         | 0        | 2         | 3         |
| Substance Abuse    | 1        | 3         | 0        | 3         | 0         |
| Tobacco            | 1        | 0         | 0        | 0         | 0         |
| Abuse              | 0        | 0         | 0        | 0         | 1         |
| Administrative     | 0        | 4         | 1        | 5         | 4         |
| Self-Harm          | 0        | 0         | 0        | 0         | 1         |
| Weapons            | 0        | 1         | 0        | 0         | 0         |
| Threat of Violence | 0        | 0         | 0        | 1         | 0         |
| Live Counseling    | 0        | 0         | 0        | 0         | 0         |
| Other/Misc         | 1        | 0         | 2        | 1         | 2         |
| Discrimination     | 0        | 0         | 1        | 0         | 0         |
| Harassment         | 0        | 0         | 0        | 1         | 0         |
| Transportation     | 0        | 0         | 0        | 1         | 0         |
| <b>Totals</b>      | <b>6</b> | <b>17</b> | <b>6</b> | <b>16</b> | <b>13</b> |



Safe Schools  
Helpline  
submissions during  
the 2024–2025  
academic year.