

Summary Statement

March 31, 2026

Page 1 of 9

Investor ID: TX-01-0071

0000054-0000366 PDF 928180


Hitchcock ISD
7801 Neville Avenue Building B
Hitchcock, TX 77563-3218

Texas CLASS

Texas CLASS

Average Monthly Yield: 3.7762%

		Beginning Balance	Contributions	Withdrawals	Income Earned	Income Earned YTD	Average Daily Balance	Month End Balance
TX-01-0071-0001	GENERAL OPERATING FUND	15,672,198.38	13,212.94	175,735.00	49,932.00	116,398.15	15,554,520.39	15,559,608.32
TX-01-0071-0003	I & S 1997 REFUND/ 2008 BD	1,344,125.62	0.00	0.00	4,317.39	12,610.62	1,346,409.35	1,348,443.01
TX-01-0071-0004	I & S 2002 BOND	601,941.21	0.00	0.00	1,933.46	5,647.44	602,963.94	603,874.67
TX-01-0071-0005	CONSTRUCTION ACCOUNT	0.00	0.00	0.00	0.00	0.00	0.00	0.00
TX-01-0071-0010	SCHOOL BONDS 2022	2,966,787.36	0.00	13,212.94	9,519.00	30,391.55	2,968,576.04	2,963,093.42



Summary Statement

March 31, 2026


Page 2 of 9

Investor ID: TX-01-0071

Hitchcock ISD
7801 Neville Avenue Building B
Hitchcock, TX 77563-3218

Texas CLASS - (continued)

		Beginning Balance	Contributions	Withdrawals	Income Earned	Income Earned YTD	Average Daily Balance	Month End Balance
TX-01-0071-0011	Food Service	2,454,621.06	0.00	0.00	7,884.33	23,230.80	2,458,791.57	2,462,505.39
TX-01-0071-0012	GREATER GULF COAST COOP	264,198.31	0.00	0.00	848.60	2,193.20	264,647.19	265,046.91
TOTAL		23,303,871.94	13,212.94	188,947.94	74,434.78	190,471.76	23,195,908.48	23,202,571.72



GENERAL OPERATING FUND


Account Summary

Average Monthly Yield: 3.7762%

	Beginning Balance	Contributions	Withdrawals	Income Earned	Income Earned YTD	Average Daily Balance	Month End Balance
Texas CLASS	15,672,198.38	13,212.94	175,735.00	49,932.00	116,398.15	15,554,520.39	15,559,608.32

Transaction Activity

Transaction Date	Transaction Description	Contributions	Withdrawals	Balance	Transaction Number
03/01/2026	Beginning Balance			15,672,198.38	
03/06/2026	Withdrawal		175,735.00		12223220
03/19/2026	Transfer In from TX-01-0071-0010	4,335.94			12298179
03/27/2026	Transfer In from TX-01-0071-0010	8,877.00			12348080
03/31/2026	Income Dividend Reinvestment	49,932.00			
03/31/2026	Ending Balance			15,559,608.32	



Account Statement

March 31, 2026

Page 4 of 9

Account Number: TX-01-0071-0003

I & S 1997 REFUND/ 2008 BD


Account Summary

Average Monthly Yield: 3.7762%

	Beginning Balance	Contributions	Withdrawals	Income Earned	Income Earned YTD	Average Daily Balance	Month End Balance
Texas CLASS	1,344,125.62	0.00	0.00	4,317.39	12,610.62	1,346,409.35	1,348,443.01

Transaction Activity

Transaction Date	Transaction Description	Contributions	Withdrawals	Balance	Transaction Number
03/01/2026	Beginning Balance			1,344,125.62	
03/31/2026	Income Dividend Reinvestment	4,317.39			
03/31/2026	Ending Balance			1,348,443.01	



I & S 2002 BOND


Account Summary

Average Monthly Yield: 3.7762%

	Beginning Balance	Contributions	Withdrawals	Income Earned	Income Earned YTD	Average Daily Balance	Month End Balance
Texas CLASS	601,941.21	0.00	0.00	1,933.46	5,647.44	602,963.94	603,874.67

Transaction Activity

Transaction Date	Transaction Description	Contributions	Withdrawals	Balance	Transaction Number
03/01/2026	Beginning Balance			601,941.21	
03/31/2026	Income Dividend Reinvestment	1,933.46			
03/31/2026	Ending Balance			603,874.67	



SCHOOL BONDS 2022


Account Summary

Average Monthly Yield: 3.7762%

	Beginning Balance	Contributions	Withdrawals	Income Earned	Income Earned YTD	Average Daily Balance	Month End Balance
Texas CLASS	2,966,787.36	0.00	13,212.94	9,519.00	30,391.55	2,968,576.04	2,963,093.42

Transaction Activity

Transaction Date	Transaction Description	Contributions	Withdrawals	Balance	Transaction Number
03/01/2026	Beginning Balance			2,966,787.36	
03/19/2026	Transfer Out to TX-01-0071-0001		4,335.94		12298179
03/27/2026	Transfer Out to TX-01-0071-0001		8,877.00		12348080
03/31/2026	Income Dividend Reinvestment	9,519.00			
03/31/2026	Ending Balance			2,963,093.42	



Food Service


Account Summary

Average Monthly Yield: 3.7762%

	Beginning Balance	Contributions	Withdrawals	Income Earned	Income Earned YTD	Average Daily Balance	Month End Balance
Texas CLASS	2,454,621.06	0.00	0.00	7,884.33	23,230.80	2,458,791.57	2,462,505.39

Transaction Activity

Transaction Date	Transaction Description	Contributions	Withdrawals	Balance	Transaction Number
03/01/2026	Beginning Balance			2,454,621.06	
03/31/2026	Income Dividend Reinvestment	7,884.33			
03/31/2026	Ending Balance			2,462,505.39	



Account Statement

March 31, 2026

Page 8 of 9

Account Number: TX-01-0071-0012

GREATER GULF COAST COOP


Account Summary

Average Monthly Yield: 3.7762%

	Beginning Balance	Contributions	Withdrawals	Income Earned	Income Earned YTD	Average Daily Balance	Month End Balance
Texas CLASS	264,198.31	0.00	0.00	848.60	2,193.20	264,647.19	265,046.91

Transaction Activity

Transaction Date	Transaction Description	Contributions	Withdrawals	Balance	Transaction Number
03/01/2026	Beginning Balance			264,198.31	
03/31/2026	Income Dividend Reinvestment	848.60			
03/31/2026	Ending Balance			265,046.91	



Texas CLASS

Texas CLASS

Date	Dividend Rate	Daily Yield
03/01/2026	0.00000000	3.7981%
03/02/2026	0.000104298	3.8068%
03/03/2026	0.000104237	3.8047%
03/04/2026	0.000104114	3.8002%
03/05/2026	0.000103793	3.7884%
03/06/2026	0.000310851	3.7815%
03/07/2026	0.00000000	3.7815%
03/08/2026	0.00000000	3.7815%
03/09/2026	0.000103570	3.7803%
03/10/2026	0.000103395	3.7739%
03/11/2026	0.000103291	3.7701%
03/12/2026	0.000103228	3.7695%
03/13/2026	0.000309957	3.7712%
03/14/2026	0.00000000	3.7712%
03/15/2026	0.00000000	3.7712%
03/16/2026	0.000103629	3.7824%
03/17/2026	0.000103682	3.7844%
03/18/2026	0.000103229	3.7679%
03/19/2026	0.000102952	3.7577%
03/20/2026	0.000308949	3.7589%
03/21/2026	0.00000000	3.7589%
03/22/2026	0.00000000	3.7589%
03/23/2026	0.000102931	3.7570%
03/24/2026	0.000102925	3.7568%
03/25/2026	0.000103281	3.7698%
03/26/2026	0.000103437	3.7755%
03/27/2026	0.000310599	3.7790%
03/28/2026	0.00000000	3.7790%
03/29/2026	0.00000000	3.7790%
03/30/2026	0.000103322	3.7712%
03/31/2026	0.000103479	3.7770%

Performance results are shown net of all fees and expenses and reflect the reinvestment of dividends and other earnings. Many factors affect performance including changes in market conditions and interest rates and in response to other economic, political, or financial developments. Investment involves risk including the possible loss of principal. No assurance can be given that the performance objectives of a given strategy will be achieved. **Past performance is no guarantee of future results. Any financial and/or investment decision may incur losses.**