

Policy Council Budget

March 2026

Percent of Grant Year: 75%

Category	2025-2026 Budget	Year-To-Date Spent	Month-To-Date Spent	Description
Policy Council Training	\$7,000	\$2,845	\$0	
Class Officer Training	\$0	\$0	\$0	
Policy Council Materials	\$2,000	\$341	\$0	
Child Care	\$0	\$0	\$0	
Policy Council Meals	\$4,000	\$3,573	\$701	
Parent Travel	\$0	\$0	\$0	
Total	\$13,000	\$6,760	\$701	
% Spent to Date		52%		

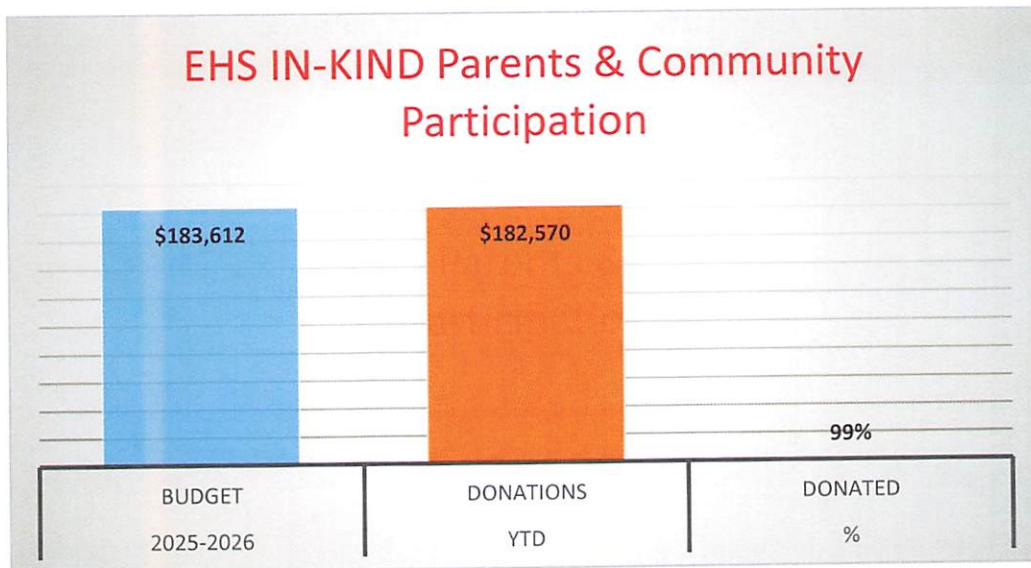
Early Head Start Budget Report March 2026

Percent of Grant Year: 75%

Account Category	2025-2026 BUDGET	YTD Spent	% Spent
Salaries	\$1,055,281	\$782,358	74%
Benefits	\$534,746	\$377,224	71%
Operations	\$89,989	\$32,909	37%
Training/Prof. Dev	\$31,952	\$9,525	30%
TOTAL	\$1,711,968	\$1,202,016	70%

EHS IN-KIND

Description	2025-2026 BUDGET	YTD Donations	% Donated
Parent Volunteers/Comm Volunteers	\$183,612	\$182,570	99%
Professional Services	\$21,825	\$5,250	24%
Ind. Costs	\$222,556	\$166,917	75%
TOTAL	\$427,993	\$354,737	83%



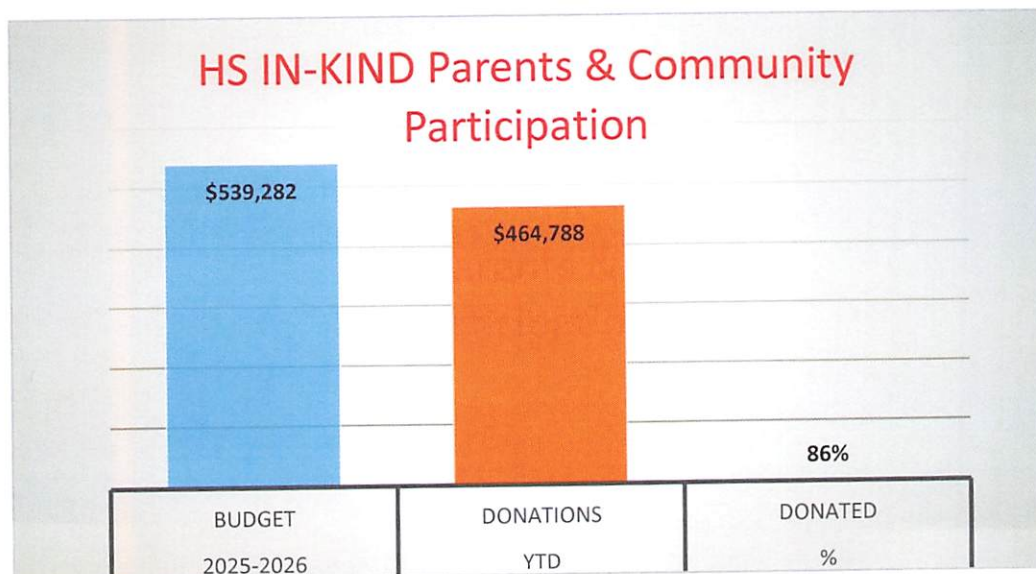
Head Start Budget Report March 2026

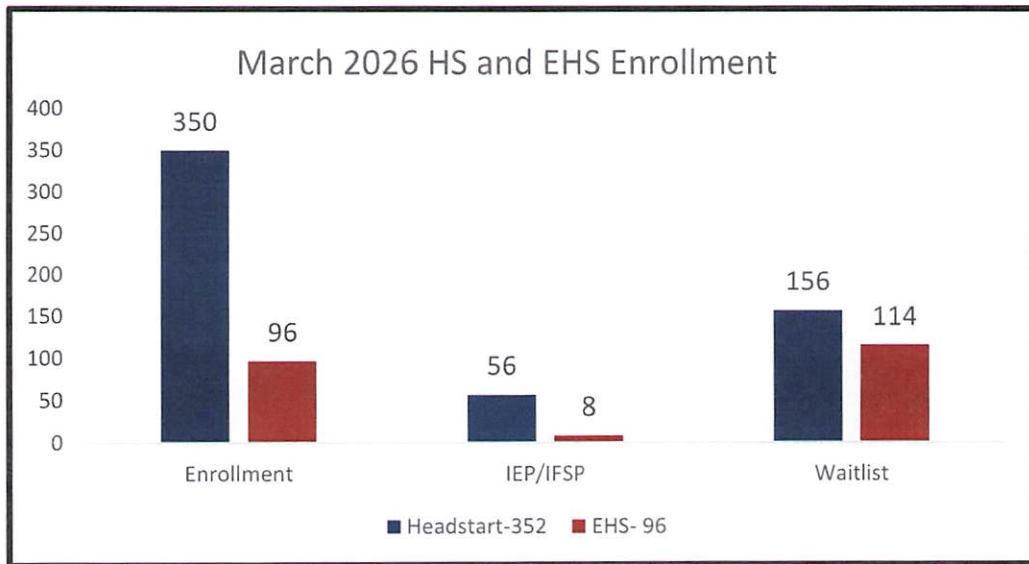
Percent of Grant Year: **75%**

Account Category	2025-2026 BUDGET	YTD Spent	% Spent
Salaries	\$3,087,598	\$2,170,139	70%
Benefits	\$1,719,723	\$1,234,255	72%
Operations	\$370,364	\$182,409	49%
Training/Prof. Dev	\$44,144	\$27,064	61%
TOTAL	\$5,221,828	\$3,613,867	69%

HS IN-KIND

Description	2025-2026 BUDGET	YTD Donations	% Donated
Parent Volunteers/Comm Volunteers	\$539,282	\$464,788	86%
Professional Services	\$87,375	\$67,050	77%
Ind. Costs	\$678,838	\$509,128	75%
TOTAL	\$1,305,495	\$1,040,967	80%





HS Enrollment	350
HS IEP	56
HS Waitlist	156

EHS Enrollment	96
EHS IFSP	8
EHS Waitlist	114

Attendance	
Head Start	84%
EHS Center-Based	82%
EHS Home Visits	84%
EHS Play Groups	27%



Davis Head Start/Early Head Start

USDA Reimbursement Report
March 2026

Head Start

Monthly Reimbursement	\$ 296.10
Year to date Reimbursement	\$ 2698.92

Early Head Start

Monthly Reimbursement	\$ 542.09
Year to date Reimbursement	\$ 5637.51