

	A	B	C	D	E	F	G	H	I
1	<b>MINEOLA INDEPENDENT SCHOOL DISTRICT</b>								
2									
3									
4									
5									
6									
7	<b>2012-2013 BUDGET</b>								
8	<b>AS OF 1/31/13</b>								
9									
10									
11									
12	<b>GENERAL FUND</b>				<b>BUDGETED</b>	<b>EXPENDED</b>	<b>ENCUMBERED/</b>	<b>BALANCE</b>	
13	FUND 199						<b>ACCRUED</b>		
14									
15	<i>11-INSTRUCTION</i>								
16									
17	SUBSTITUTES					137,300.00	43,456.50	0.00	93,843.50
18	SALARIES					5,730,733.00	2,046,846.06	724,354.62	2,959,532.32
19	FIMM					79,351.00	26,058.08	0.00	53,292.92
20	HEALTH INSURANCE					375,722.00	136,077.50	0.00	239,644.50
21	WORKER'S COMPENSATION					36,170.00	0.00	0.00	36,170.00
22	TRS ON-BEHALF					490,777.00	0.00	0.00	490,777.00
23	UNEMPLOYMENT					10,851.00	6,359.69	0.00	4,491.31
24	TEACHER RETIREMENT/TRS CARE					82,594.00	35,592.82	0.00	47,001.18
25	PERSONAL DAYS					80,000.00	0.00	0.00	80,000.00
26	TOTAL					7,023,498.00	2,294,390.65	724,354.62	4,004,752.73
27									
28	FINGERPRINTING-HS					47.45	47.45	0.00	0.00
29	FINGERPRINTING-MS					0.00	0.00	0.00	0.00
30	FINGERPRINTING-PS					0.00	0.00	0.00	0.00
31	FINGERPRINTING-ES					0.00	0.00	0.00	0.00
32	CONT SERV-TECHNOLOGY-HS					0.00	0.00	0.00	0.00
33	CONT SERV-TECHNOLOGY-MS					0.00	0.00	0.00	0.00
34	CONT SERV-TECHNOLOGY-PS					0.00	0.00	0.00	0.00
35	CONT SERV-TECHNOLOGY-ES					0.00	0.00	0.00	0.00
36	CONT SERV-CIS-HS					30,000.00	30,000.00	0.00	0.00
37	STUDENT TUTION-HS					16,182.00	16,182.00	0.00	0.00
38	COMPUTER AND COPIER REPAIR/MAINT-HS					5,500.00	4,725.00	518.00	257.00
39	COMPUTER AND COPIER REPAIR/MAINT-MS					5,500.00	4,755.00	0.00	745.00
40	COMPUTER AND COPIER REPAIR/MAINT-PS					5,500.00	4,725.00	200.00	575.00
41	COMPUTER AND COPIER REPAIR/MAINT-ES					5,500.00	4,915.00	0.00	585.00
42	GENERAL REPAIR-HS					4,952.55	0.00	0.00	4,952.55
43	CONTRACTED SERVICE-DRAMA					0.00	0.00	0.00	0.00
44	BAND INSTRUMENT REPAIR-HS					4,500.00	205.00	101.00	4,194.00
45	BAND INSTRUMENT REPAIR-MS					2,500.00	649.15	0.00	1,850.85
46	REPAIR-HS-SCIENCE					0.00	0.00	0.00	0.00
47	REPAIR-MS-SCIENCE					0.00	0.00	0.00	0.00
48	PHOTOGRAPHY REPAIR/MAINT-HS					0.00	0.00	0.00	0.00
49	REPAIR-CAREER & TECH-HS					0.00	0.00	0.00	0.00
50	VO AG-MAINT-HS					1,000.00	0.00	0.00	1,000.00
51	HOMEMAKING MAINT-HS					500.00	0.00	0.00	500.00
52	AUTO MECH MAINT-HS					2,000.00	236.78	0.00	1,763.22
53	REPAIR-HS-DE					0.00	0.00	0.00	0.00
54	REPAIR-HS-SP ED					350.00	350.00	0.00	0.00
55	REPAIR-MS-SP ED					0.00	0.00	0.00	0.00

	A	B	C	D	E	F	G	H	I
51	RENTAL DRIVER'S ED-HS					0.00	0.00	0.00	0.00
52	CONT-SERV-COMPUTERS-HS					26,510.00	250.00	0.00	26,260.00
53	CONT SERV-COMPUTERS-HS ALLOTMENT					22,000.00	0.00	6,770.00	15,230.00
54	CONT-SERV-COMPUTERS-HS-ST COMP					490.00	490.00	0.00	0.00
55	CONT SERV-COMPUTERS-MS					26,510.00	0.00	0.00	26,510.00
56	CONT SERV-COMPUTERS-MS-ST COMP					490.00	490.00	0.00	0.00
57	CONT SERV-COMPUTERS-PS					27,000.00	0.00	0.00	27,000.00
58	CONT SERV-COMPUTERS-PS ESL					0.00	0.00	0.00	0.00
59	CONT SERV-COMPUTERS-PS-ST COMP					0.00	0.00	0.00	0.00
60	CONT SERV-COMPUTERS- ES					25,000.00	0.00	0.00	25,000.00
61	CONT SERV-COMPUTERS-ES-ESL					0.00	0.00	0.00	0.00
62	CONT SERV-COMPUTERS-ES-ST COMP					0.00	0.00	0.00	0.00
63	CONT SERV-TECHNOLOGY-HS					5,000.00	0.00	150.00	4,850.00
64	CONT SERV-TECHNOLOGY-MS					5,000.00	0.00	0.00	5,000.00
65	CONT SERV-TECHNOLOGY-PS					5,000.00	50.00	130.00	4,820.00
66	CONT SERV-TECHNOLOGY-ES					5,000.00	0.00	0.00	5,000.00
67	TOTAL					232,032.00	68,070.38	7,869.00	156,092.62
68									
69	INST SUPPLIES-HS					14,000.00	10,801.72	544.00	2,654.28
70	INST SUPPLIES-HS-G/T					100.00	0.00	0.00	100.00
71	INST SUPPLIES-HS-ESL					300.00	0.00	0.00	300.00
72	INST SUPPLIES-HS-ST COMP					2,500.00	273.69	0.00	2,226.31
73	INST SUPPLIES-HS-ENTENDED DAY					2,000.00	0.00	0.00	2,000.00
74	INST SUPPLIES-HS ALLOTMENT					10,000.00	17.50	0.00	9,982.50
75	INST SUPPLIES-MS					12,500.00	5,199.55	573.75	6,726.70
76	INST SUPPLIES-MS-G/T					100.00	0.00	0.00	100.00
77	INST SUPPLIES-MS-ESL					300.00	0.00	85.00	215.00
78	INST SUPPLIES-MS-ST COMP					2,000.00	133.48	0.00	1,866.52
79	INST SUPPLIES-MS-EXTENDED DAY					1,500.00	195.00	0.00	1,305.00
80	INST SUPPLIES-PS					18,000.00	3,645.13	1,024.86	13,330.01
81	INST SUPPLIES-PS-G/T					200.00	0.00	0.00	200.00
82	INST SUPPLIES-PS-ESL					300.00	0.00	0.00	300.00
83	INST SUPPLIES-PS-ST COMP					1,000.00	0.00	0.00	1,000.00
84	INST SUPPLIES-PS-AFTER SCHOOL					2,000.00	0.00	0.00	2,000.00
85	INST SUPPLIES-ES					18,000.00	5,388.56	373.75	12,237.69
86	INST SUPPLIES-ES-G/T					1,964.63	1,964.63	0.00	0.00
87	INST SUPPLIES-ES-ESL					300.00	63.36	0.00	236.64
88	INST SUPPLIES-ES-ST COMP					2,000.00	0.00	0.00	2,000.00
89	INST SUPPLIES-ES-AFTER SCHOOL					2,000.00	1,189.98	0.00	810.02
90	SUMMER SCHOOL SUPPLIES					0.00	0.00	0.00	0.00
91	SUPPLIES-DISTRICT					0.00	0.00	0.00	0.00
92	GENERAL SUPPLIES-HS					10,000.00	0.00	0.00	10,000.00
93	GENERAL SUPPLIES-MS					3,000.00	0.00	0.00	3,000.00
94	GENERAL SUPPLIES-PS					5,000.00	0.00	0.00	5,000.00
95	GENERAL SUPPLIES-ES					3,335.37	0.00	0.00	3,335.37
96	ENGLISH-HS					1,000.00	0.00	0.00	1,000.00
97	ENGLISH-MS					500.00	0.00	0.00	500.00
98	SPEECH-HS					100.00	0.00	26.40	73.60
99	SPEECH-MS					200.00	0.00	0.00	200.00

	A	B	C	D	E	F	G	H	I
100	JOURNALISM-HS					500.00	200.00	0.00	300.00
101	JOURNALISM-MS					0.00	0.00	0.00	0.00
102	DRAMA-HS					4,000.00	438.31	979.99	2,581.70
103	DRAMA-MS					250.00	0.00	0.00	250.00
104	READING-MS					750.00	0.00	0.00	750.00
105	SPANISH-HS					250.00	0.00	0.00	250.00
106	BAND-HS					5,000.00	3,035.32	671.41	1,293.27
107	CHOIR-HS					1,000.00	488.87	200.00	311.13
108	BAND-MS					4,000.00	2,012.43	0.00	1,987.57
109	CHOIR-MS					1,000.00	444.05	0.00	555.95
110	HISTORY-HS					500.00	17.50	0.00	482.50
111	HISTORY-MS					500.00	0.00	0.00	500.00
112	MATH-HS					750.00	0.00	0.00	750.00
113	MATH-MS					750.00	405.35	0.00	344.65
114	ART-HS					1,000.00	0.00	0.00	1,000.00
115	ART-MS					1,000.00	162.19	320.98	516.83
116	ART-PS					1,000.00	0.00	1,000.05	(0.05)
117	ART-ES					1,000.00	963.38	0.00	36.62
118	SCIENCE-HS					4,000.00	1,816.75	148.49	2,034.76
119	SCIENCE-MS					2,000.00	545.79	0.00	1,454.21
120	MUSIC-PS					1,000.00	0.00	0.00	1,000.00
121	MUSIC-ES					1,000.00	0.00	0.00	1,000.00
122	PE-HS					1,000.00	0.00	0.00	1,000.00
123	PE-MS					750.00	0.00	0.00	750.00
124	PE-PS					1,000.00	570.93	292.12	136.95
125	PE-ES					750.00	612.68	0.00	137.32
126	INST HEALTH-HS					125.00	0.00	0.00	125.00
127	PHOTOGRAPHY-HS					0.00	0.00	0.00	0.00
128	DRIVER'S ED-HS					0.00	0.00	0.00	0.00
129	BUSINESS DEPT-HS					1,000.00	0.00	0.00	1,000.00
130	KEYBOARDING-MS					500.00	0.00	0.00	500.00
131	HEALTH-HS					0.00	0.00	0.00	0.00
132	SIXTH GRADE-MS					0.00	0.00	0.00	0.00
133	PRE-K-PS					1,000.00	132.35	0.00	867.65
134	KINDERGARTEN-PS					6,000.00	2,418.20	0.00	3,581.80
135	FIRST GRADE-PS					6,000.00	1,190.70	728.01	4,081.29
136	SECOND GRADE-PS					6,000.00	620.96	0.00	5,379.04
137	HEAD START-PS					500.00	23.64	0.00	476.36
138	THIRD GRADE-ES					6,000.00	372.00	20.00	5,608.00
139	FOURTH GRADE-ES					6,000.00	556.31	0.00	5,443.69
140	FIFTH GRADE-ES					6,000.00	987.72	575.52	4,436.76
141	COMPUTER LAB-MS					500.00	0.00	0.00	500.00
142	COMPUTER LAB-PS					1,000.00	0.00	0.00	1,000.00
143	COMPUTER LAB-ES					1,000.00	838.36	0.00	161.64
144	CAREER & TECH-HS					0.00	0.00	0.00	0.00
145	VO AGRICULTURE-HS					2,000.00	868.87	400.00	731.13
146	HOMEMAKING-HS					2,000.00	1,266.71	0.00	733.29
147	AUTO MECH-HS					2,000.00	1,232.37	67.23	700.40
148	D E -HS					750.00	0.00	103.19	646.81
149	SPEECH THERAPY-PS					0.00	0.00	0.00	0.00
150	SPEECH THERAPY-ES					0.00	0.00	0.00	0.00

	A	B	C	D	E	F	G	H	I
151	CONTENT MASTERY-HS					0.00	0.00	0.00	0.00
152	SPECIAL ED-HS					2,250.00	38.28	40.00	2,171.72
153	SPECIAL ED-MS					2,000.00	0.00	100.00	1,900.00
154	SPECIAL ED-PS					1,000.00	477.55	0.00	522.45
155	SPECIAL ED-ES					2,000.00	848.63	0.00	1,151.37
156	SUPPLIES-HS-SCIENCE-RENOVATIONS					0.00	0.00	0.00	0.00
157	SUPPLIES-TECHNOLOGY-HS**					10,000.00	7,387.88	1,108.71	1,503.41
158	SUPPLIES-TECHNOLOGY-MS**					12,000.00	10,782.73	1,108.72	108.55
159	SUPPLIES-TECHNOLOGY-PS**					10,000.00	6,887.08	1,108.71	2,004.21
160	SUPPLIES-TECHNOLOGY-ES**					10,000.00	6,766.22	1,108.72	2,125.06
161	TOTAL					246,575.00	84,282.71	12,709.61	149,582.68
162									
163	GENERAL TRAVEL-HS					2,500.00	0.00	0.00	2,500.00
164	TRAVEL-BUSINESS-HS					0.00	0.00	0.00	0.00
165	TRAVEL-DRAFTING-HS					0.00	0.00	0.00	0.00
166	TRAVEL-VO AG-HS					5,000.00	418.81	0.00	4,581.19
167	TRAVEL-HOMEMAKING-HS					1,000.00	88.00	0.00	912.00
168	TRAVEL-AUTO MECH-HS					0.00	0.00	0.00	0.00
169	TRAVEL-DE-HS					1,000.00	0.00	0.00	1,000.00
170	TRAVEL-SP ED-NON EMPLOYEE					2,718.00	302.00	0.00	2,416.00
171	FEE/DUES-ES					0.00	0.00	0.00	0.00
172	GRADUATION EXPENSE					2,500.00	0.00	0.00	2,500.00
173	TOTAL					14,718.00	808.81	0.00	13,909.19
174									
175	VECHILE-VO AG					0.00	0.00	0.00	0.00
176	EQUIP/FURN>5,000-VO AG					0.00	0.00	0.00	0.00
177	FURN/EQUIP-HS					8,092.98	0.00	0.00	8,092.98
178	FURN/EQUIP-C/T					741.58	741.58	0.00	0.00
179	FURN/EQUIP-HS ALLOTMENT					10,000.00	0.00	0.00	10,000.00
180	FURN/EQUIP-MS					10,500.00	0.00	0.00	10,500.00
181	FURN/EQUIP-MS-ST COMP					0.00	0.00	0.00	0.00
182	FURN/EQUIP-PS					8,031.00	0.00	0.00	8,031.00
183	FURN/EQUIP-ES					2,816.63	0.00	0.00	2,816.63
184	FURN/EQUIP-DISTRICT WIDE					50,000.00	0.00	0.00	50,000.00
185	FURN/EQUIP-HS-ENGLISH					0.00	0.00	0.00	0.00
186	FURN/EQUIP-DRAMA					0.00	0.00	0.00	0.00
187	FURN/EQUIP-MS-READING					0.00	0.00	0.00	0.00
188	FURN/EQUIP-SPANISH					0.00	0.00	0.00	0.00
189	BAND INSTRUMENTS-HS					695.00	695.00	0.00	0.00
190	FURN/EQUIP-HS CHOIR					0.00	0.00	0.00	0.00
191	BAND INSTRUMENTS-MS					0.00	0.00	0.00	0.00
192	FURN/EQUIP-HS HISTORY					0.00	0.00	0.00	0.00
193	FURN/EQUIP-MS-HISTORY					0.00	0.00	0.00	0.00
194	FURN/EQUIP-HS-MATH					0.00	0.00	0.00	0.00
195	FURN/EQUIP-HS-ART					0.00	0.00	0.00	0.00
196	FURN/EQUIP-HS-SCIENCE					0.00	0.00	0.00	0.00
197	FURN/EQUIP-MS-SCIENCE					0.00	0.00	0.00	0.00
198	FURN/EQUIP-PS-MUSIC					0.00	0.00	0.00	0.00
199	FURN/EQUIP-ES-MUSIC					0.00	0.00	0.00	0.00
200	FURN/EQUIP-PS-PE					0.00	0.00	0.00	0.00
201	FURN/EQUIP-ES-PE					0.00	0.00	0.00	0.00

	A	B	C	D	E	F	G	H	I
202	FURN/EQUIP-KEYBOARDING-MS					0.00	0.00	0.00	0.00
203	FURN/EQUIP-PS-PRE-K					370.79	370.79	0.00	0.00
204	FURN/EQUIP-PS-KINDERGARTEN					370.79	370.79	0.00	0.00
205	FURN/EQUIP-PS-FIRST GRADE					985.84	741.58	244.26	0.00
206	FURN/EQUIP-PS-SECOND GRADE					0.00	0.00	0.00	0.00
207	FURN/EQUIP-HEAD START					741.58	741.58	0.00	0.00
208	FURN/EQUIP-ES-THIRD GRADE					3,233.89	3,233.89	0.00	0.00
209	FURN/EQUIP-ES-FOURTH GRADE					2,224.74	2,224.74	0.00	0.00
210	FURN/EQUIP-ES-FIFTH GRADE					2,224.74	2,224.74	0.00	0.00
211	FURN/EQUIP-HS-CAREER/TECH					0.00	0.00	0.00	0.00
212	FURN/EQUIP-VO AG					0.00	0.00	0.00	0.00
213	FURN/EQUIP-DE					0.00	0.00	0.00	0.00
214	FURN-EQUIP-HS-AUTO MECH					599.65	599.65	0.00	0.00
215	FURN/EQUIP-PS-SPEECH					0.00	0.00	0.00	0.00
216	FURN/EQUIP-HS-SP ED					370.79	370.79	0.00	0.00
217	FURN/EQUIP-MS-SP ED					0.00	0.00	0.00	0.00
218	FURN/EQUIP-PS-SP ED					0.00	0.00	0.00	0.00
219	FURN/EQUIP-ES-SP ED					0.00	0.00	0.00	0.00
220	FURN/EQUIP-HS-SCIENCE-RENOVATIONS					0.00	0.00	0.00	0.00
221	FURN/EQUIP-HS TECHNOLOGY**					375,000.00	1,748.27	0.00	373,251.73
222	FURN/EQUIP-HS-ST COMP					0.00	7,415.80	0.00	(7,415.80)
223	FURN/EQUIP-MS TECHNOLOGY**					0.00	1,748.28	0.00	(1,748.28)
224	FURN/EQUIP-PS TECHNOLOGY**					0.00	1,748.28	0.00	(1,748.28)
225	FURN/EQUIP-ES TECHNOLOGY**					0.00	2,528.26	0.00	(2,528.26)
226	FURN/EQUIP-ES-ST COMP					0.00	7,415.80	0.00	(7,415.80)
227	TOTAL					477,000.00	34,919.82	244.26	441,835.92
228									
229	TOTAL INSTRUCTION					7,993,823.00	2,482,472.37	745,177.49	4,766,173.14
230									
231									
232									
233	SUBSTITUTES					1,000.00	130.00	0.00	870.00
234	SALARIES					142,340.00	54,096.11	20,774.34	67,469.55
235	FIMM					2,123.00	706.10	0.00	1,416.90
236	HEALTH INSURANCE					14,340.00	3,959.20	0.00	10,380.80
237	WORKER'S COMPENSATION					935.00	0.00	0.00	935.00
238	TRS ON BEHALF					0.00	0.00	0.00	0.00
239	UNEMPLOYMENT					483.00	151.44	0.00	331.56
240	TEACHER RETIREMENT/TRS CARE					1,869.00	813.00	0.00	1,056.00
241	PERSONAL DAYS					2,800.00	0.00	0.00	2,800.00
242	TOTAL					165,890.00	59,855.85	20,774.34	85,259.81
243									
244	REGION VII SERVICES-HS					0.00	0.00	0.00	0.00
245	REGION VII SERVICES-MS					0.00	0.00	0.00	0.00
246	REGION VII SERVICES-PS					0.00	0.00	0.00	0.00
247	REGION VII SERVICES-ES					0.00	0.00	0.00	0.00
248	AUDIO VISUAL/REPAIR-HS					0.00	0.00	0.00	0.00
249	AUDIO VISUAL/REPAIR-MS					0.00	0.00	0.00	0.00
250	AUDIO VISUAL/REPAIR-PS					0.00	0.00	0.00	0.00
251	AUDIO VISUAL/REPAIR-ES					0.00	0.00	0.00	0.00

12-LIBRARY

	A	B	C	D	E	F	G	H	I
252	CONTRACTED SERVICES-HS					2,000.00	194.90	0.00	1,805.10
253	CONTRACTED SERVICES-MS					1,000.00	194.90	0.00	805.10
254	CONTRACTED SERVICES-PS					1,000.00	194.90	0.00	805.10
255	CONTRACTED SERVICES-ES					1,000.00	194.89	0.00	805.11
256	TOTAL					5,000.00	779.59	0.00	4,220.41
257									
258	MAGAZINES/BOOKS-HS					7,500.00	1,391.73	4,205.39	1,902.88
259	MAGAZINES/BOOKS-MS					5,500.00	4,146.44	0.00	1,353.56
260	MAGAZINES/BOOKS-PS					7,500.00	0.00	0.00	7,500.00
261	MAGAZINES/BOOKS-ES					5,500.00	3,343.02	717.58	1,439.40
262	AUDIO VISUAL & OTHER INST SUPPLY-HS					3,000.00	495.69	0.00	2,504.31
263	AUDIO VISUAL & OTHER INST SUPPLY-MS					1,016.84	469.48	0.00	547.36
264	AUDIO VISUAL & OTHER INST SUPPLY-PS					3,000.00	0.00	0.00	3,000.00
265	AUDIO VISUAL & OTHER INST SUPPLY-ES					2,500.00	289.31	0.00	2,210.69
266	TOTAL					35,516.84	10,135.67	4,922.97	20,458.20
267									
268	TRAVEL-HS					250.00	25.00	0.00	225.00
269	TRAVEL-MS					50.00	25.00	0.00	25.00
270	TRAVEL-PS					50.00	25.00	0.00	25.00
271	TRAVEL-ES					250.00	25.00	0.00	225.00
272	FEES/DUES-HS					500.00	0.00	0.00	500.00
273	TOTAL					1,100.00	100.00	0.00	1,000.00
274									
275	FURN/EQUIP-HS					0.00	0.00	0.00	0.00
276	FURN/EQUIP-MS					1,483.16	1,483.16	0.00	0.00
277	FURN/EQUIP-PS					0.00	0.00	0.00	0.00
278	FURN/EQUIP-ES					0.00	0.00	0.00	0.00
279	TOTAL					1,483.16	1,483.16	0.00	0.00
280									
281	TOTAL LIBRARY					208,990.00	72,354.27	25,697.31	110,938.42
282									
283	<i>13-STAFF DEVELOPMENT</i>								
284									
285	DEPARTMENT HEAD/JUDGE TRUST					7,300.00	1,868.35	706.40	4,725.25
286	FIMM					104.00	22.26	0.00	81.74
287	HEALTH INSURANCE					276.00	131.34	0.00	144.66
288	WORKER'S COMPENSATION					55.00	0.00	0.00	55.00
289	TRS ON-BEHALF					0.00	0.00	0.00	0.00
290	UNEMPLOYMENT					17.00	7.43	0.00	9.57
291	TEACHER RETIREMENT/TRS CARE					96.00	38.92	0.00	57.08
292	TOTAL					7,848.00	2,068.30	706.40	5,073.30
293									
294	CONTRACTED STAFF DEVELOPMENT-HS ALLO					1,500.00	0.00	0.00	1,500.00
295	CONTRACTED STAFF-DEVELOPMENT					1,500.00	0.00	0.00	1,500.00
296	STAFF DEVELOPMENT-REGION VII					7,500.00	7,574.35	0.00	(74.35)
297	STAFF DEVELOPMENT-G/T-REGION VII					11,000.00	11,000.00	0.00	0.00
298	STAFF DEVELOPMENT-CT-REGION VII					4,000.00	3,806.00	0.00	194.00
299	TOTAL					25,500.00	22,380.35	0.00	3,119.65
300									
301	SUPPLIES-IN SERVICE					0.00	0.00	0.00	0.00

	A	B	C	D	E	F	G	H	I
302	TOTAL					0.00	0.00	0.00	0.00
303									
304	TRAVEL-HS-REG					1,965.00	1,628.58	0.00	336.42
305	TRAVEL-HS-VOC					110.00	110.00	0.00	0.00
306	TRAVEL-HS-SP ED					0.00	0.00	0.00	0.00
307	TRAVEL-HS-ST COMP					0.00	0.00	0.00	0.00
308	TRAVEL-HS-ESL					0.00	0.00	0.00	0.00
309	TRAVEL-HS ALLOTMENT					9,500.00	2,143.72	0.00	7,356.28
310	TRAVEL-MS-REG					2,500.00	257.00	0.00	2,243.00
311	TRAVEL-MS-SP ED					0.00	0.00	0.00	0.00
312	TRAVEL-MS-ST COMP					0.00	0.00	0.00	0.00
313	TRAVEL-MS-ESL					0.00	0.00	0.00	0.00
314	TRAVEL-PS-REG					2,500.00	257.00	0.00	2,243.00
315	TRAVEL-PS-ST COMP					0.00	0.00	0.00	0.00
316	TRAVEL-PS-SP ED					0.00	0.00	0.00	0.00
317	TRAVEL-ES-REG					2,500.00	134.00	0.00	2,366.00
318	TRAVEL-ES-G/T					0.00	0.00	0.00	0.00
319	TRAVEL-ES-SP ED					0.00	0.00	0.00	0.00
320	TRAVEL ES-ST COMP					0.00	0.00	0.00	0.00
321	TRAVEL-ALL SCHOOLS					15,000.00	0.00	0.00	15,000.00
322	TRAVEL -TECHNOLOGY					4,500.00	1,767.98	0.00	2,732.02
323	MISC OPERATING-HS-REG					425.00	425.00	0.00	0.00
324	MISC OPERATING-HS-SP ED					0.00	0.00	0.00	0.00
325	MISC OPERATING-HS-VOC					0.00	0.00	0.00	0.00
326	MISC OEPRATING-HS-G/T					0.00	0.00	0.00	0.00
327	MISC OPERATING-MS-REG					0.00	0.00	0.00	0.00
328	MISC OPERATING-MS-G/T					0.00	0.00	0.00	0.00
329	MISC OPERATING-MS-SP ED					0.00	0.00	0.00	0.00
330	MISC OPERATING-MS-ESL					0.00	0.00	0.00	0.00
331	MISC OPERATING-PS-REG					0.00	0.00	0.00	0.00
332	MISC OPERATING-PS-SP ED					0.00	0.00	0.00	0.00
333	MISC OPERATING-PS-ST COMP					0.00	0.00	0.00	0.00
334	MISC OPERATING-PS-ESL					0.00	0.00	0.00	0.00
335	MISC OPERATING-ES-REG					0.00	0.00	0.00	0.00
336	MISC OPERATING-ES-G/T					0.00	0.00	0.00	0.00
337	MISC OPERATING-ES-SP ED					0.00	0.00	0.00	0.00
338	MISC OPERATING-ES-ESL					0.00	0.00	0.00	0.00
339	TOTAL					39,000.00	6,723.28	0.00	32,276.72
340									
341	TOTAL STAFF DEVELOPMENT					72,348.00	31,171.93	706.40	40,469.67
342									
343	<i>21-INSTRUCTIONAL LEADERSHIP</i>								
344									
345	SALARY					62,437.00	26,964.05	0.00	35,472.95
346	FIMM					918.00	369.26	0.00	548.74
347	HEALTH INSURANCE					2,688.00	1,120.30	0.00	1,567.70
348	WORKER'S COMPENSATION					395.00	0.00	0.00	395.00
349	TRS ON-BEHALF					0.00	0.00	0.00	0.00
350	UNEMPLOYMENT					119.00	63.18	0.00	55.82
351	TEACHER RETIREMENT/TRS CARE					2,119.00	987.13	0.00	1,131.87

	A	B	C	D	E	F	G	H	I
352	PERSONAL DAYS					1,000.00	0.00	0.00	1,000.00
353	TOTAL					69,676.00	29,503.92	0.00	40,172.08
354									
355	CONTRACTED SERVICE					0.00	0.00	0.00	0.00
356									
357	SUPPLIES					500.00	80.75	94.71	324.54
358									
359	TRAVEL					1,975.00	864.02	10.00	1,100.98
360	DUES					25.00	25.00	0.00	0.00
361	TOTAL					2,000.00	889.02	10.00	1,100.98
362									
363	FURN/EQUIP					0.00	0.00	0.00	0.00
364									
365	TOTAL INSTRUCTIONAL LEADERSHIP					72,176.00	30,473.69	104.71	41,597.60
366									
367	<i>23-SCHOOL ADMINISTRATION</i>								
368	SUBSTITUTES					2,000.00	165.00	0.00	1,835.00
369	SALARIES					571,537.00	212,017.14	54,572.04	304,947.82
370	FIMM					8,435.00	2,683.67	0.00	5,751.33
371	HEALTH INSURANCE					41,246.00	16,748.79	0.00	24,497.21
372	WORKER'S COMPENSATION					3,740.00	0.00	0.00	3,740.00
373	TRS ON-BEHALF					0.00	0.00	0.00	0.00
374	UNEMPLOYMENT					1,122.00	587.19	0.00	534.81
375	TEACHER RETIREMENT/TRS CARE					11,352.00	4,872.17	0.00	6,479.83
376	PERSONAL DAYS					9,200.00	0.00	0.00	9,200.00
377	TOTAL					648,632.00	237,073.96	54,572.04	356,986.00
378									
379	CONT SERVICE-FINGERPRINTING-HS					0.00	0.00	0.00	0.00
380	CONT SERVICE-FINGERPRINTING-MS					0.00	0.00	0.00	0.00
381	CONT SERVICE-FINGERPRINTING-PS					0.00	0.00	0.00	0.00
382	CONT SERVICE-FINGERPRINTING-ES					0.00	0.00	0.00	0.00
383	PRINTING-HS					2,000.00	672.62	0.00	1,327.38
384	PRINTING-MS					2,000.00	491.03	0.00	1,508.97
385	PRINTING-PS					2,000.00	316.02	0.00	1,683.98
386	PRINTING-ES					2,000.00	671.03	0.00	1,328.97
387	TOTAL					8,000.00	2,150.70	0.00	5,849.30
388									
389	TEXTBOOK FUND-HS					0.00	0.00	0.00	0.00
390	TEXTBOOK FUND-MS					0.00	0.00	0.00	0.00
391	TEXTBOOK FUND-PS					0.00	0.00	0.00	0.00
392	TEXTBOOK FUND-ES					0.00	0.00	0.00	0.00
393	SUPPLIES-HS					3,000.00	740.88	0.00	2,259.12
394	SUPPLIES-MS					3,000.00	767.63	0.00	2,232.37
395	SUPPLIES-PS					3,000.00	266.87	0.00	2,733.13
396	SUPPLIES-ES					3,000.00	777.37	0.00	2,222.63
397	DISTRICT EXPENSES-HS					1,000.00	323.76	50.00	626.24
398	DISTRICT EXPENSES-MS					1,000.00	271.27	0.00	728.73
399	DISTRICT EXPENSES-PS					1,000.00	366.26	0.00	633.74
400	DISTRICT EXPENSES-ES					1,000.00	328.30	0.00	671.70
401	POSTAGE-HS					4,000.00	0.00	0.00	4,000.00



	A	B	C	D	E	F	G	H	I
402	POSTAGE-MS					3,000.00	0.00	0.00	3,000.00
403	POSTAGE-PS					1,500.00	7.04	0.00	1,492.96
404	POSTAGE-ES					1,500.00	0.00	0.00	1,500.00
405	TOTAL					26,000.00	3,849.38	50.00	22,100.62
406									
407	TRAVEL-HS					1,250.00	445.00	50.00	755.00
408	TRAVEL-MS					1,250.00	345.00	0.00	905.00
409	TRAVEL-PS					1,000.00	345.00	0.00	655.00
410	TRAVEL-ES					1,000.00	403.95	0.00	596.05
411	BONDING-HS					0.00	0.00	0.00	0.00
412	TRAVEL-ALL SCHOOLS					15,000.00	0.00	0.00	15,000.00
413	DUES-HS					0.00	0.00	0.00	0.00
414	DUES-MS					0.00	0.00	0.00	0.00
415	DUES-PS					0.00	0.00	0.00	0.00
416	DUES-ES					0.00	0.00	0.00	0.00
417	TOTAL					19,500.00	1,538.95	50.00	17,911.05
418									
419	FURN/EQUIP-HS					0.00	0.00	0.00	0.00
420	FURN/EQUIP-MS					0.00	0.00	0.00	0.00
421	FURN/EQUIP-PS					0.00	0.00	0.00	0.00
422	FURN/EQUIP-ES					0.00	0.00	0.00	0.00
423	TOTAL					0.00	0.00	0.00	0.00
424									
425	TOTAL SCHOOL ADMINISTRATION					702,132.00	244,612.99	54,672.04	402,846.97
426									
427									
428									
429	SALARIES					247,165.00	81,839.55	33,545.74	131,779.71
430	FIMM					3,641.00	1,056.16	0.00	2,584.84
431	HEALTH INSURANCE					10,772.00	4,093.74	0.00	6,678.26
432	WORKER'S COMPENSATION					1,550.00	0.00	0.00	
433	TRS ON-BEHALF					0.00	0.00	0.00	0.00
434	UNEMPLOYMENT					465.00	245.28	0.00	219.72
435	TEACHER RETIREMENT/TRS CARE					3,317.00	1,439.03	0.00	1,877.97
436	PERSONAL DAYS					4,400.00	0.00	0.00	4,400.00
437	TOTAL					271,310.00	88,673.76	33,545.74	149,090.50
438									
439	REGION VII ESC					1,500.00	1,500.00	0.00	0.00
440	TEST SCORING-HS					250.00	0.00	0.00	250.00
441	TEST SCORING-MS					250.00	0.00	0.00	250.00
442	TEST SCORING-PS					250.00	0.00	0.00	250.00
443	TEST SCORING-ES					250.00	0.00	0.00	250.00
444	TOTAL					2,500.00	1,500.00	0.00	1,000.00
445									
446	TEST MATERIALS-HS					500.00	0.00	0.00	500.00
447	TEST MATERIALS-MS					500.00	0.00	0.00	500.00
448	TEST MATERIALS-PS					500.00	312.44	0.00	187.56
449	TEST MATERIALS-ES					500.00	0.00	0.00	500.00
450	SUPPLIES-HS					1,000.00	221.80	0.00	778.20
451	SUPPLIES-MS					1,000.00	0.00	0.00	1,000.00

31-COUNSELING

	A	B	C	D	E	F	G	H	I
452	SUPPLIES-PS					1,000.00	349.76	0.00	650.24
453	SUPPLIES-ES					1,000.00	98.42	0.00	901.58
454	POSTAGE-HS					500.00	0.00	0.00	500.00
455	POSTAGE-MS					500.00	0.00	0.00	500.00
456	TOTAL					7,000.00	982.42	0.00	6,017.58
457									
458	TRAVEL-HS					180.00	25.00	10.00	145.00
459	TRAVEL-MS					300.00	0.00	10.00	290.00
460	TRAVEL-PS					180.00	75.00	10.00	95.00
461	TRAVEL-ES					180.00	125.00	10.00	45.00
462	TRAVEL-ES-TSII					0.00	0.00	0.00	0.00
463	MEMBERSHIP/DUES-HS					120.00	120.00	0.00	0.00
464	MEMBERSHIP/DUES-MS					0.00	0.00	0.00	0.00
465	MEMBERSHIP/DUES-PS					120.00	120.00	0.00	0.00
466	MEMBERSHIP/DUES-ES					120.00	120.00	0.00	0.00
467	FEES & DUES-COLLEGE FAIR-HS					250.00	0.00	0.00	250.00
468	FEES-PS-STUDENTS					0.00	0.00	0.00	0.00
469	TOTAL					1,450.00	585.00	40.00	825.00
470									
471	FURNITURE-HS					500.00	313.96	0.00	186.04
472	FURNITURE-MS					0.00	0.00	0.00	0.00
473	FURNITURE-PS					0.00	0.00	0.00	0.00
474	TOTAL					500.00	313.96	0.00	186.04
475									
476	TOTAL COUNSELING					282,760.00	92,055.14	33,585.74	157,119.12
477									
478									
479									
480	SALARIES					121,381.00	40,272.85	15,230.41	65,877.74
481	FIMM					1,115.00	550.49	0.00	564.51
482	HEALTH INSURANCE					8,968.00	2,856.05	0.00	6,111.95
483	WORKER'S COMPENSATION					450.00	0.00	0.00	450.00
484	TRS ON-BEHALF					0.00	0.00	0.00	0.00
485	UNEMPLOYMENT					135.00	121.74	0.00	13.26
486	TEACHER RETIREMENT/TRS CARE					537.00	7,297.29	0.00	(6,760.29)
487	PERSONAL DAYS					1,400.00	0.00	0.00	1,400.00
488	TOTAL					133,986.00	51,098.42	15,230.41	67,657.17
489									
490	CONT SERVICES-FINGERPRINTING					50.00	47.45	0.00	2.55
491	CONT SERVICES-NURSING-HS					0.00	0.00	0.00	0.00
492	CONT SERVICES-NURSING-MS					0.00	0.00	0.00	0.00
493	CONT SERVICES-NURSING-PS					0.00	0.00	0.00	0.00
494	CONT SERVICES-NURSING-ES					0.00	0.00	0.00	0.00
495	CONT SERVICES-HS					80.00	0.00	0.00	80.00
496	CONT SERVICES-MS					80.00	0.00	0.00	80.00
497	CONT SERVICES-PS					80.00	0.00	0.00	80.00
498	CONT SERVICES-ES					80.00	0.00	0.00	80.00
499	TOTAL					370.00	47.45	0.00	322.55
500									
501	SUPPLIES-HS					1,175.00	270.68	0.00	904.32

33-HEALTH SERVICES

	A	B	C	D	E	F	G	H	I
502	SUPPLIES-MS					1,000.00	270.69	0.00	729.31
503	SUPPLIES-PS					1,500.00	270.69	0.00	1,229.31
504	SUPPLIES-ES					725.01	270.68	0.00	454.33
505	TOTAL					4,400.01	1,082.74	0.00	3,317.27
506									
507	TRAVEL-HS					200.00	0.00	0.00	200.00
508	TRAVEL-MS					200.00	0.00	0.00	200.00
509	TRAVEL-PS					200.00	0.00	0.00	200.00
510	TRAVEL-ES					200.00	0.00	0.00	200.00
511	TOTAL					800.00	0.00	0.00	800.00
512									
513	EQUIPMENT-HS					275.00	275.00	0.00	0.00
514	EQUIPMENT-MS					0.00	0.00	0.00	0.00
515	EQUIPMENT-PS					0.00	0.00	0.00	0.00
516	EQUIPMENT-ES					274.99	274.99	0.00	0.00
517	TOTAL					549.99	549.99	0.00	0.00
518									
519	TOTAL HEALTH SERVICE					140,106.00	52,778.60	15,230.41	72,096.99
520									
521									
522									
523	SUBSTITUTES					6,000.00	3,172.25	0.00	2,827.75
524	SALARIES					142,460.00	58,445.76	6,716.76	77,297.48
525	FIMM					2,169.00	796.11	0.00	1,372.89
526	HEALTH INSURANCE					26,790.00	9,351.60	0.00	17,438.40
527	WORKER'S COMPENSATION					1,090.00	0.00	0.00	1,090.00
528	TRS ON-BEHALF					0.00	0.00	0.00	0.00
529	UNEMPLOYMENT					327.00	160.73	0.00	166.27
530	TEACHER RETIREMENT/TRS CARE					799.00	564.31	0.00	234.69
531	PERSONAL DAYS					1,200.00	0.00	0.00	1,200.00
532	TOTAL					180,835.00	72,490.76	6,716.76	101,627.48
533									
534	CONT SERVICES-PHYSICALS/DRUG TEST					4,500.00	1,023.48	700.00	2,776.52
535	CONT SERVICES-RECERTIFICATION					1,500.00	0.00	100.00	1,400.00
536	CONT SERVICES-REPAIR					4,000.00	1,524.37	325.00	2,150.63
537	TOTAL					10,000.00	2,547.85	1,125.00	6,327.15
538									
539	GAS,OIL,GREASE,TIRES					75,000.00	27,244.25	7,500.00	40,255.75
540	PARTS & SUPPLIES					26,500.00	8,908.56	8,647.00	8,944.44
541	TOTAL					101,500.00	36,152.81	16,147.00	49,200.19
542									
543	INSURANCE					10,496.00	10,496.00	0.00	0.00
544	MISC OPERATING COSTS					2,000.00	250.00	0.00	1,750.00
545	TOTAL					12,496.00	10,746.00	0.00	1,750.00
546									
547	BUSES					90,705.00	0.00	0.00	90,705.00
548	CAPITAL OUTLAY					0.00	0.00	0.00	0.00
549	FURN/EQUIP-TECHNOLOGY					0.00	0.00	0.00	0.00
550	TOTAL					90,705.00	0.00	0.00	90,705.00
551									

34-STUDENT TRANSPORTATION

	A	B	C	D	E	F	G	H	I
552	TOTAL STUDENT TRANSPORTATION					395,536.00	121,937.42	23,988.76	249,609.82
553									
554	<i>35-FOOD SERVICE</i>								
555									
556	CONTRACTED SERVICES-FINGERPRINTING					0.00	0.00	0.00	0.00
557									
558	TRANSFER OUT					0.00	0.00	0.00	0.00
559									
560	TOTAL FOOD SERVICE					0.00	0.00	0.00	0.00
561									
562									
563	<i>36-COCURRICULAR/EXTRACURRICULAR</i>								
564									
565	SALARIES/STIPENDS					202,756.00	86,056.11	17,682.57	99,017.32
566	FIMM					2,945.00	1,183.96	0.00	1,761.04
567	HEALTH INSURANCE					11,199.00	3,984.13	0.00	7,214.87
568	WORKER'S COMPENSATION					1,095.00	0.00	0.00	1,095.00
569	TRS ON-BEHALF					0.00	0.00	0.00	0.00
570	UNEMPLOYMENT					329.00	200.68	0.00	128.32
571	TEACHER RETIREMENT/TRS CARE					3,456.00	1,868.25	0.00	1,587.75
572	TOTAL					221,780.00	93,293.13	17,682.57	110,804.30
573									
574	DRUG TESTING-HS					1,500.00	1,106.00	0.00	394.00
575	DRUG TESTING-MS					750.00	280.00	0.00	470.00
576	CONTRACTED ATHLETIC TRAINER					9,000.00	8,876.00	0.00	124.00
577	REPAIR ATHLETICS-HS					5,000.00	0.00	0.00	5,000.00
578	REPAIR-ATHLETICS-MS					2,400.00	0.00	0.00	2,400.00
579	RENTAL-DRAMA-HS					125.00	125.00	0.00	0.00
580	RENTAL-ATHLETICS					275.00	271.63	0.00	3.37
581	RENTAL-STADIUM/GYM					1,000.00	0.00	0.00	1,000.00
582	GAME OFFICIALS-HS					20,000.00	9,495.73	0.00	10,504.27
583	GAME OFFICIALS-MS					7,000.00	4,363.14	0.00	2,636.86
584	GAME WORKERS-HS					8,000.00	6,275.64	0.00	1,724.36
585	GAME WORKERS-MS					3,000.00	2,625.90	0.00	374.10
586	GAME CONTRACTS					0.00	0.00	0.00	0.00
587	CONTRACTED SERVICE-HS DRAMA					1,500.00	0.00	0.00	1,500.00
588	CONTRACTED SERVICE-MS-DRAMA					0.00	0.00	0.00	0.00
589	CONTRACTED SERVICE-HS-BAND					2,250.00	600.00	0.00	1,650.00
590	CONTRACTED SERVICE-MS-BAND					0.00	0.00	0.00	0.00
591	CONTRACTED SERVICE-HS-ATHLETICS					0.00	0.00	0.00	0.00
592	PRINTING					550.00	0.00	0.00	550.00
593	TOTAL					62,350.00	34,019.04	0.00	28,330.96
594									
595	ATHLETIC NEWSLETTER					0.00	0.00	0.00	0.00
596	DRAMA COSTUMES					1,000.00	0.00	0.00	1,000.00
597	BAND UNIFORMS					1,250.00	1,248.10	0.00	1.90
598	CHOIR UNIFORMS-HS					0.00	0.00	0.00	0.00
599	UIL SUPPLIES-HS					500.00	0.00	0.00	500.00
600	UIL SUPPLIES-MS					500.00	389.33	0.00	110.67

	A	B	C	D	E	F	G	H	I
601	UIL SUPPLIES-PS					100.00	0.00	0.00	100.00
602	UIL SUPPLIES-ES					1,625.00	1,474.91	0.00	150.09
603	CHEERLEADERS-HS					1,000.00	0.00	0.00	1,000.00
604	CHEERLEADERS-MS					500.00	0.00	0.00	500.00
605	ALL ATHLETICS-HS					2,000.00	1,323.71	0.00	676.29
606	ALL ATHLETICS-MS					2,000.00	0.00	0.00	2,000.00
607	FOOTBALL-HS					13,000.00	625.92	0.00	12,374.08
608	FOOTBALL-MS					4,000.00	0.00	0.00	4,000.00
609	BASKETBALL-HS					4,000.00	3,596.24	0.00	403.76
610	BASKETBALL-MS					1,500.00	0.00	0.00	1,500.00
611	TRACK-HS					4,000.00	0.00	2,976.01	1,023.99
612	TRACK-MS					1,500.00	0.00	0.00	1,500.00
613	BASEBALL-HS					4,000.00	0.00	3,680.15	319.85
614	VOLLEYBALL-HS					4,000.00	0.00	0.00	4,000.00
615	VOLLEYBALL-MS					1,500.00	0.00	0.00	1,500.00
616	GIRLS BASKETBALL-HS					4,000.00	2,057.50	1,226.89	715.61
617	GIRLS BASKETBALL-MS					1,500.00	0.00	1,496.86	3.14
618	GIRLS TRACK-HS					4,000.00	10.00	3,221.66	768.34
619	GIRLS TRACK-MS					1,500.00	0.00	1,394.14	105.86
620	TENNIS-HS					1,500.00	0.00	0.00	1,500.00
621	GOLF-HS					1,500.00	0.00	0.00	1,500.00
622	WEIGHT TRAINING-HS					1,500.00	0.00	1,053.00	447.00
623	SOFTBALL-HS					4,000.00	0.00	2,679.30	1,320.70
624	OFF SEASON-HS					5,000.00	0.00	0.00	5,000.00
625	OFF SEASON-MS					0.00	0.00	0.00	0.00
626	TRAINER SUPPLIES-HS					3,000.00	0.00	0.00	3,000.00
627	CROSS COUNTRY-HS					1,500.00	1,046.25	0.00	453.75
628	TOTAL					76,975.00	11,771.96	17,728.01	47,475.03
629									
630	EMPLOYEE TRAVEL-DRAMA-HS					0.00	0.00	0.00	0.00
631	EMPLOYEE TRAVEL-BAND-HS					770.55	770.55	0.00	0.00
632	EMPLOYEE TRAVEL-CHOIR-HS					0.00	0.00	0.00	0.00
633	EMPLOYEE TRAVEL-BAND-MS					571.47	571.47	0.00	0.00
634	EMPLOYEE TRAVEL-MUSIC-ES					0.00	0.00	0.00	0.00
635	EMPLOYEE TRAVEL-ES-UIL					0.00	0.00	0.00	0.00
636	EMPLOYEE TRAVEL-ATHELTICS-HS					4,381.61	4,191.15	190.46	0.00
637	STUDENT MEALS/FEES-HS					46,331.68	0.00	0.00	46,331.68
638	STUDENT MEALS/FEES-MS					8,878.13	0.00	0.00	8,878.13
639	STUDENT MEALS/FEES-PS					250.00	0.00	0.00	250.00
640	STUDENT MEALS/FEES-ES					419.00	0.00	0.00	419.00
641	STUDENTS/REP DISTRICT-HS					0.00	0.00	0.00	0.00
642	STUDENTS/REP DISTRICT-MS					0.00	0.00	0.00	0.00
643	STUDENT TRAVEL-DRAMA-HS					0.00	0.00	0.00	0.00
644	STUDENT TRAVEL-DRAMA-MS					0.00	0.00	0.00	0.00
645	STUDENT TRAVEL-BAND-HS					500.00	500.00	0.00	0.00
646	STUDENT TRAVEL-BAND-MS					0.00	0.00	0.00	0.00
647	STUDENT TRAVEL-CHOIR-HS					0.00	0.00	0.00	0.00
648	STUDENT TRAVEL-MUSIC-ES					0.00	0.00	0.00	0.00

	A	B	C	D	E	F	G	H	I
649	STUDENT TRAVEL-VO AG					1,514.68	1,514.68	0.00	0.00
650	STUDENT TRAVEL-HOME ECO					1,503.40	1,503.40	0.00	0.00
651	STUDENT TRAVEL-DECA-HS					0.00	0.00	0.00	0.00
652	STUDENT TRAVEL-UIL-HS					0.00	0.00	0.00	0.00
653	STUDENT TRAVEL-UIL-MS					0.00	0.00	0.00	0.00
654	STUDENT TRAVEL-UIL-PS					0.00	0.00	0.00	0.00
655	STUDENT TRAVEL-UIL-ES					356.00	356.00	0.00	0.00
656	STUDENT TRAVEL-ACADEMICS-HS					0.00	0.00	0.00	0.00
657	STUDENT TRAVEL-ROPE TRICK-ES					0.00	0.00	0.00	0.00
658	STUDENT TRAVEL-ATHLETICS-HS					5,987.08	5,867.93	119.15	(0.00)
659	STUDENT TRAVEL-ATHLETICS-MS					3,523.40	3,523.40	0.00	0.00
660	TRAVEL-NON EMPLOYEE-HS-BAND					0.00	0.00	0.00	0.00
661	STUDENT INSURANCE-HS					25,000.00	0.00	0.00	25,000.00
662	STUDENT INSURANCE-MS					25,000.00	0.00	0.00	25,000.00
663	DUES-BAND-HS					0.00	0.00	0.00	0.00
664	DUES-CHOIR-HS					0.00	0.00	0.00	0.00
665	DUES-BAND-MS					170.00	170.00	0.00	0.00
666	DUES-MUSIC-ES					0.00	0.00	0.00	0.00
667	DUES-ATHLETICS-HS					0.00	0.00	0.00	0.00
668	STUDENT ACTIVITY-HS					705.00	705.00	0.00	0.00
669	STUDENT ACTIVITY-MS					75.00	75.00	0.00	0.00
670	FEES & DUES-DRAMA-HS					430.00	430.00	0.00	0.00
671	FEES & DUES-DRAMA-MS					0.00	0.00	0.00	0.00
672	FEES & DUES-BAND-HS					2,763.00	2,763.00	0.00	0.00
673	FEES & DUES-CHOIR-HS					216.00	216.00	0.00	0.00
674	FEES & DUES-BAND-MS					657.00	657.00	0.00	0.00
675	FEES & DUES-CHOIR-MS					0.00	0.00	0.00	0.00
676	FEES-MUSIC-ES					0.00	0.00	0.00	0.00
677	FEES & DUES-BUS DEPT-HS					120.00	120.00	0.00	0.00
678	FEES & DUES-VO AG					240.00	240.00	0.00	0.00
679	FEES & DUES-HOME ECO					432.00	432.00	0.00	0.00
680	FEES & DUES-DE					175.00	175.00	0.00	0.00
681	UIL FEES-HS					0.00	0.00	0.00	0.00
682	UIL FEES-MS					0.00	0.00	0.00	0.00
683	UIL FEES-PS					0.00	0.00	0.00	0.00
684	UIL FEES-ES					0.00	0.00	0.00	0.00
685	ACADEMIC AWARDS-HS					0.00	0.00	0.00	0.00
686	ACADEMIC AWARDS-MS					0.00	0.00	0.00	0.00
687	ACADEMIC AWARDS-ES					0.00	0.00	0.00	0.00
688	JUMP ROPE FEES-ES					0.00	0.00	0.00	0.00
689	CHEERLEADER FEES-HS					0.00	0.00	0.00	0.00
690	CHEERLEADER FEES-MS					0.00	0.00	0.00	0.00
691	DRUM MAJOR/FLAGS FEES-HS					0.00	0.00	0.00	0.00
692	DEBATE FEES-HS					0.00	0.00	0.00	0.00
693	DRAMA AWARDS/JACKETS-HS					210.00	0.00	210.00	0.00
694	BAND AWARD/JACKETS-HS					350.00	0.00	350.00	0.00
695	CHOIR AWARDS/JACKETS-HS					0.00	0.00	0.00	0.00
696	BAND AWARDS-MS					0.00	0.00	0.00	0.00

	A	B	C	D	E	F	G	H	I
697	FEES & DUES-ATHLETICS-HS					11,460.00	11,460.00	0.00	0.00
698	FEES & DUES-ATHLETICS-MS					1,125.00	1,125.00	0.00	0.00
699	TROPHIES,MEDALS,RIBBONS-HS					0.00	0.00	0.00	0.00
700	TROPHIES,MEDALS,RIBBONS-MS					0.00	0.00	0.00	0.00
701	ATHLETICS AWARDS/JACKETS-HS					1,610.00	0.00	1,610.00	0.00
702	TOTAL					145,725.00	37,366.58	2,479.61	105,878.81
703									
704	EQUIPMENT-HS-FOOTBALL					0.00	0.00	0.00	0.00
705	EQUIPMENT-ALL ATHLETICS					0.00	0.00	0.00	0.00
706	EQUIPMENT-VOLLEYBALL					0.00	0.00	0.00	0.00
707	EQUIPMENT-SOFTBALL-HS					0.00	0.00	0.00	0.00
708	TOTAL					0.00	0.00	0.00	0.00
709									
710	TOTAL COCURRICULAR/EXTRACURRICULAR					506,830.00	176,450.71	37,890.19	292,489.10
711									
712	<i>41-GENERAL ADMINISTRATION</i>								
713									
714	SALARIES					319,888.00	131,070.07	0.00	188,817.93
715	FIMM					3,854.00	1,835.97	0.00	2,018.03
716	HEALTH INSURANCE					3,609.00	2,101.45	0.00	1,507.55
717	WORKER'S COMPENSATION					1,510.00	0.00	0.00	1,510.00
718	TRS ON-BEHALF					0.00	0.00	0.00	0.00
719	UNEMPLOYMENT					453.00	280.59	0.00	172.41
720	TEACHER RETIREMENT/TRS CARE					2,709.00	12,567.37	0.00	(9,858.37)
721	PERSONAL DAYS					3,200.00	0.00	0.00	3,200.00
722	TOTAL					335,223.00	147,855.45	0.00	187,367.55
723									
724	ATTORNEY FEES					5,000.00	647.50	0.00	4,352.50
725	AUDIT EXP					18,000.00	17,975.00	0.00	25.00
726	CONT-SERVICE-FINGERPRINTING					0.00	0.00	0.00	0.00
727	REGION VII ESC					4,200.00	4,177.50	0.00	22.50
728	COPIER REPAIR/MAINT					1,250.00	750.00	0.00	500.00
729	LEASE-EQUIP					2,868.00	1,434.00	0.00	1,434.00
730	PRINTING-SUPERINTENDENT					0.00	0.00	0.00	0.00
731	POLICY REVIEW-SCHOOL BOARD					0.00	0.00	1,700.00	(1,700.00)
732	PRINTING-TAX OFFICE					1,600.00	1,600.00	0.00	0.00
733	PRINTING-ADM					1,650.00	728.50	0.00	921.50
734	CONT SERVICE-TASB PAY PLAN					10,000.00	0.00	10,000.00	0.00
735	TOTAL					44,568.00	27,312.50	11,700.00	5,555.50
736									
737	MAGAZINES					100.00	0.00	0.00	100.00
738	SUPPLIES-SUPERINTENDENT					671.00	415.25	100.00	155.75
739	SUPPLIES-SCHOOL BOARD					2,000.00	395.77	1,766.67	(162.44)
740	SUPPLIES-TAX OFFICE					2,500.00	2,281.88	100.00	118.12
741	SUPPLIES-ADMINISTRATION					2,912.00	955.56	155.00	1,801.44
742	SERVICE PINS					1,000.00	0.00	0.00	1,000.00
743	POSTAGE-TAX					1,250.00	0.00	0.00	1,250.00
744	POSTAGE-ADM					1,250.00	0.00	0.00	1,250.00
745	SUPPLIES-TECHNOLOGY**					0.00	0.00	0.00	0.00

	A	B	C	D	E	F	G	H	I
746	TOTAL					11,683.00	4,048.46	2,121.67	5,512.87
747									
748	TRAVEL-SUPERINTENDENT					2,500.00	592.14	100.00	1,807.86
749	TRAVEL-TAX					200.00	0.00	0.00	200.00
750	TRAVEL-BUS OFF					500.00	389.25	100.00	10.75
751	TRAVEL-SCHOOL BOARD					5,000.00	3,028.53	0.00	1,971.47
752	INSUR-SCHOOL BOARD					4,243.00	4,243.00	0.00	0.00
753	BONDING-TAX					250.00	250.00	0.00	0.00
754	BONDING-ADM					0.00	0.00	0.00	0.00
755	ELECTIONS					2,225.00	0.00	0.00	2,225.00
756	DUES-SUPERINTENDENT					500.00	0.00	0.00	500.00
757	DUES-SCHOOL BOARD					5,000.00	4,138.08	0.00	861.92
758	DUES-TAX COLLECTOR					250.00	135.00	0.00	115.00
759	DUES-SCHOOL WIDE					5,000.00	0.00	0.00	5,000.00
760	DUES-ADMIN OFFICE					500.00	0.00	0.00	500.00
761	MISC OPERATING-SUPERINTENDENT					750.00	0.00	0.00	750.00
762	MISC OPERATING-SCHOOL BOARD					2,500.00	629.95	0.00	1,870.05
763	MISC OPERATING-TAX OFFICE					500.00	0.00	0.00	500.00
764	MISC OPERATING-SCHOOL WIDE					4,000.00	0.00	0.00	4,000.00
765	MISC OPERATING-ADMIN					2,500.00	798.46	0.00	1,701.54
766	OTHER OPERATING COSTS-TAX REFUNDS					0.00	0.00	0.00	0.00
767	ADVER-TAX					500.00	0.00	0.00	500.00
768	ADVER-ADM					2,000.00	341.40	0.00	1,658.60
769	TECS FEES					0.00	0.00	0.00	0.00
770	TOTAL					38,918.00	14,545.81	200.00	24,172.19
771									
772	FURN/EQUIP					0.00	0.00	0.00	0.00
773	FURN/EQUIP-TECHNOLOGY**					667.00	667.00	0.00	0.00
774	TOTAL					667.00	667.00	0.00	0.00
775									
776	TOTAL GENERAL ADMINISTRATION					431,059.00	194,429.22	14,021.67	222,608.11
777									
778	<i>51-PLANT MAINTENANCE</i>								
779									
780	SUBSTITUTES					10,000.00	0.00	0.00	10,000.00
781	SALARIES					429,168.00	189,236.42	0.00	239,931.58
782	FIMM					6,033.00	2,356.89	0.00	3,676.11
783	HEALTH INSURANCE					56,992.00	20,766.50	0.00	36,225.50
784	WORKER'S COMPENSATION					2,960.00	0.00	0.00	2,960.00
785	TRS ON-BEHALF					0.00	0.00	0.00	0.00
786	UNEMPLOYMENT					888.00	464.55	0.00	423.45
787	TEACHER RETIREMENT/TRS CARE					3,465.00	956.04	0.00	2,508.96
788	PERSONAL DAYS					2,400.00	0.00	0.00	2,400.00
789	TOTAL					511,906.00	213,780.40	0.00	298,125.60
790									
791	BUILDING APPRAISAL					0.00	0.00	0.00	0.00
792	PRINTING					0.00	0.00	0.00	0.00
793	CONTRACTED SERVICES-PHYSICALS/DRUG					1,000.00	0.00	0.00	1,000.00
794	CONTRACTED SERVICES-FACILITIES					0.00	0.00	0.00	0.00



	A	B	C	D	E	F	G	H	I
795	CONTRACTED SERVICES-EXTERMINATING					5,000.00	1,488.00	0.00	3,512.00
796	CONTRACTED SERVICES-GARBAGE					12,000.00	3,908.00	0.00	8,092.00
797	CONTRACTED SERVICES-ELECTRIC/HEAT					175,000.00	42,758.85	10,000.00	122,241.15
798	CONTRACTED SERVICES-LAWN MAINT					0.00	0.00	0.00	0.00
799	CONTRACTED SERVICES-GENERAL					25,000.00	7,770.79	1,000.00	16,229.21
800	CONTRACTED SERVICES-FOOTBALL/BASEBAL					20,000.00	2,130.00	0.00	17,870.00
801	CONTRACTED SERVICES-GYM FLOORS					8,000.00	0.00	0.00	8,000.00
802	CONTRACTED SERVICES-SOUND SYS					10,000.00	5,762.02	3,000.00	1,237.98
803	CONTRACTED SERVICES-ROAD REPAIR					5,000.00	0.00	0.00	5,000.00
804	CONTRACTED SERVICES-FIRE EXT					5,000.00	395.00	0.00	4,605.00
805	CONTRACTED SERVICES-PLUMBING					10,000.00	2,014.33	5,000.00	2,985.67
806	CONTRACTED SERVICES-DST WIDE					47,500.00	0.00	0.00	47,500.00
807	CONTRACTED SERVICES-ROOFING					5,000.00	0.00	0.00	5,000.00
808	CONTRACTED SERVICES-TECHNOLOGY**					0.00	0.00	0.00	0.00
809	PHONE-HS					3,000.00	0.00	0.00	3,000.00
810	PHONE-MS					1,500.00	0.00	0.00	1,500.00
811	PHONE-PS					1,000.00	0.00	0.00	1,000.00
812	PHONE-ES					1,000.00	0.00	0.00	1,000.00
813	PHONE-ADM					1,500.00	0.00	0.00	1,500.00
814	PHONE-CAFETERIA					100.00	0.00	0.00	100.00
815	PHONE-SAC					0.00	0.00	0.00	0.00
816	PHONE-HEAD START					0.00	0.00	0.00	0.00
817	PHONE-BUS					2,800.00	528.43	0.00	2,271.57
818	PHONE-HS MEREDITH STADIUM					2,000.00	654.44	0.00	1,345.56
819	WATER					45,000.00	15,918.96	0.00	29,081.04
820	ELECTRICITY					262,500.00	92,244.92	0.00	170,255.08
821	GAS					45,000.00	8,275.59	0.00	36,724.41
822	CABLE INTERNET					4,000.00	899.34	0.00	3,100.66
823	TOTAL					697,900.00	184,748.67	19,000.00	494,151.33
824									
825	VEHICLE SUPPLIES					0.00	0.00	0.00	0.00
826	CUSTODIAL SUPPLIES					60,000.00	27,966.70	9,750.00	22,283.30
827	MAINT/GROUNDS SUPPLIES					50,000.00	11,772.77	15,631.00	22,596.23
828	SUPPLIES-TECHNOLOGY**					0.00	0.00	0.00	0.00
829	TOTAL					110,000.00	39,739.47	25,381.00	44,879.53
830									
831	TRAVEL-MAIT					0.00	0.00	0.00	0.00
832	PROPERTY INSUR					54,479.00	54,486.28	0.00	(7.28)
833	FEES-MAINT DEPT					500.00	0.00	0.00	500.00
834	TOTAL					54,979.00	54,486.28	0.00	492.72
835									
836	CAPITAL OUTLAY					0.00	0.00	0.00	0.00
837									
838	TOTAL PLANT MAINTENANCE					1,374,785.00	492,754.82	44,381.00	837,649.18
839									
840									
841									
842	CONT SERV-SECURITY-HS					3,000.00	2,175.00	0.00	825.00
843	CONT SERV-SECURITY-MS					500.00	0.00	0.00	500.00

52-SECURITY & MONITORING SERVICES

	A	B	C	D	E	F	G	H	I
844	CONT SERV-HS					675.00	165.25	0.00	509.75
845	CONT SERV-MS					675.00	165.25	0.00	509.75
846	CONT SERV-PS					675.00	165.25	0.00	509.75
847	CONT SERV-ES					675.00	165.25	0.00	509.75
848	TOTAL					6,200.00	2,836.00	0.00	3,364.00
849									
850	SUPPLIES-HS					1,000.00	100.00	0.00	900.00
851	SUPPLIES-MS					1,000.00	100.00	0.00	900.00
852	SUPPLIES-PS					1,000.00	100.00	0.00	900.00
853	SUPPLIES-ES					1,000.00	100.00	0.00	900.00
854	TOTAL					4,000.00	400.00	0.00	3,600.00
855									
856	EQUIP-HS					0.00	0.00	0.00	0.00
857	EQUIP-MS					0.00	0.00	0.00	0.00
858	EQUIP-PS					0.00	0.00	0.00	0.00
859	EQUIP-ES					0.00	0.00	0.00	0.00
860	TOTAL					0.00	0.00	0.00	0.00
861									
862	<u>TOTAL SECURITY &amp; MONITORING</u>					10,200.00	3,236.00	0.00	6,964.00
863									
864	<i>53-DATA PROCESSING</i>								
865									
866	SALARY/STIPEND					8,032.00	3,333.25	0.00	4,698.75
867	FIMM					116.00	46.60	0.00	69.40
868	HEALTH INSURANCE					440.00	183.15	0.00	256.85
869	WORKER'S COMPENSATION					50.00	0.00	0.00	50.00
870	TRS ON-BEHALF					0.00	0.00	0.00	0.00
871	UNEMPLOYMENT					15.00	8.36	0.00	6.64
872	TEACHER RETIREMENT/TRS CARE					124.00	51.21	0.00	72.79
873	PERSONAL DAYS					0.00	0.00	0.00	0.00
874	TOTAL					8,777.00	3,622.57	0.00	5,154.43
875									
876	CONTRACTED SERVICES-DISTRICT					20,000.00	0.00	0.00	20,000.00
877	CONT SERVICE-FINGERPRINTING					0.00	0.00	0.00	0.00
878	HARDWARE & SOFTWARE MAINT-HS					7,250.00	5,342.25	0.00	1,907.75
879	HARDWARE & SOFTWARE MAINT-MS					7,250.00	5,342.25	0.00	1,907.75
880	HARDWARE & SOFTWARE MAINT-PS					7,250.00	5,342.25	0.00	1,907.75
881	HARDWARE & SOFTWARE MAINT-ES					7,250.00	5,342.25	0.00	1,907.75
882	HARDWARE & SODTWARE MAINT-TAX					5,000.00	0.00	0.00	5,000.00
883	HARDWARE & SOFTWARE MAINT-ADM					14,000.00	13,029.00	0.00	971.00
884	TOTAL					68,000.00	34,398.00	0.00	33,602.00
885									
886	COMPUTER SUPPLIES-HS					500.00	312.64	0.00	187.36
887	COMPUTER SUPPLIES-MS					500.00	312.65	0.00	187.35
888	COMPUTER SUPPLIES-PS					500.00	312.64	0.00	187.36
889	COMPUTER SUPPLIES-ES					500.00	312.65	0.00	187.35
890	COMPUTER SUPPLIES-ADM					500.00	250.00	0.00	250.00
891	TOTAL					2,500.00	1,500.58	0.00	999.42
892									

	A	B	C	D	E	F	G	H	I
893	TRAVEL					300.00	257.00	0.00	43.00
894	FEES/DUES					0.00	0.00	0.00	0.00
895	TOTAL					300.00	257.00	0.00	43.00
896									
897	COMPUTERS-HS					0.00	0.00	0.00	0.00
898	COMPUTERS-MS					0.00	0.00	0.00	0.00
899	COMPUTERS-PS					0.00	0.00	0.00	0.00
900	COMPUTERS-ES					0.00	0.00	0.00	0.00
901	COMPUTERS-ADM					0.00	0.00	0.00	0.00
902	TOTAL					0.00	0.00	0.00	0.00
903									
904	TOTAL DATA PROCESSING					79,577.00	39,778.15	0.00	39,798.85
905									
906									
907	<i>61-COMMUNITY SERVICE</i>								
908	CONTRACTED SERVICE-HS					1,357.00	0.00	0.00	1,357.00
909	CONTRACTED SERVICE-MS					1,357.00	0.00	0.00	1,357.00
910	CONTRACTED SERVICE-PS					1,357.00	0.00	0.00	1,357.00
911	CONTRACTED SERVICE-ES					1,357.00	0.00	0.00	1,357.00
912	TOTAL					5,428.00	0.00	0.00	5,428.00
913									
914	TOTAL COMMUNITY SERVICE					5,428.00	0.00	0.00	5,428.00
915									
916									
917	<i>71-DEBT SERVICE</i>								
918	FITNESS EQUIP-PRINCIPAL					0.00	0.00	0.00	0.00
919	FITNESS EQUIP-INTEREST					0.00	0.00	0.00	0.00
920	TOTAL					0.00	0.00	0.00	0.00
921									
922	TOTAL DEBT SERVICE					0.00	0.00	0.00	0.00
923									
924									
925	<i>81-FACILITIES ACQUISITION &amp; CONSTRUCTION</i>								
926	FACILITY PLANNING					0.00	0.00	0.00	0.00
927	CONT SERVICES-TECHNOLOGY-MS**					0.00	0.00	0.00	0.00
928	CONT SERVICES-TECHNOLOGY-PS**					0.00	0.00	0.00	0.00
929	CONT SERVICES-TECHNOLOGY-ES**					0.00	0.00	0.00	0.00
930	CONT SERVICES-TECHNOLOGY-ADM**					0.00	0.00	0.00	0.00
931	CONT SERVICES-STADIUM					0.00	14,077.00	0.00	(14,077.00)
932	TOTAL					0.00	14,077.00	0.00	(14,077.00)
933									
934	SUPPLIES-STADIUM/TRACK					0.00	2,794.00	0.00	(2,794.00)
935	TOTAL					0.00	2,794.00	0.00	(2,794.00)
936									
937	LAND PURCHASE					0.00	0.00	0.00	0.00
938	FEES-LAND PURCHASE					0.00	0.00	0.00	0.00
939	BUILDING CONSTRUCTION-MS/PS ROOF					776,779.66	37,345.00	0.00	739,434.66
940	BUILDING CONSTRUCTION-HS/ES RENNOV					0.00	0.00	0.00	0.00
941	BUILDING CONSTRUCTION-BB/SB COMPLEX					0.00	0.00	0.00	0.00

	A	B	C	D	E	F	G	H	I
942	BUILDING CONSTRUCTION-STADIUM TRACK					236,553.00	0.00	235,405.00	1,148.00
943	BUILDING CONSTRUCTION-FIELDHOUSE					0.00	0.00	0.00	0.00
944	FURN/EQUIP-TECHNOLOGY-DST**					0.00	0.00	0.00	0.00
945	TOTAL					1,013,332.66	37,345.00	235,405.00	740,582.66
946									
947	TOTAL FACILITIES & CONSTRUCTION					1,013,332.66	54,216.00	235,405.00	723,711.66
948									
949	<i>93-PAYMENTS TO MEMBER DISTRICTS/FISCAL AGENTS</i>								
950									
951	SSA-SUPERNET II					9,471.00	5,465.23	0.00	4,005.77
952	SSA-SPECIAL EDUCATION					366,911.00	244,607.28	0.00	122,303.72
953	SSA-RUS-DLT GRANT					0.00	0.00	0.00	0.00
954									
955	TOTAL PAYMENTS TO MEMBER DISTRICTS					376,382.00	250,072.51	0.00	126,309.49
956									
957	<i>99-OTHER INTERGOVERNMENTAL CHARGES</i>								
958									
959	APPRAISAL DISTRICT					120,821.00	32,373.75	0.00	88,447.25
960									
961	TOTAL OTHER INTERGOVERNMENTAL					120,821.00	32,373.75	0.00	88,447.25
962									
963									
964	TOTAL OPERATING BUDGET					13,786,285.66	4,371,167.57	1,230,860.72	8,184,257.37
965									
966									
967	EDUCATION FOR JOBS								
968	287								
969									
970	<i>11-INSTRUCTION</i>								
971									
972	SALARIES					0.00	0.00	0.00	0.00
973	FIMM					0.00	0.00	0.00	0.00
974	HEALTH INSURANCE					0.00	0.00	0.00	0.00
975	TEACHER RETIREMENT/TRS CARE					0.00	0.00	0.00	0.00
976	PERSONAL DAYS					0.00	0.00	0.00	0.00
977	TOTAL					0.00	0.00	0.00	0.00
978									
979	INSTRUCTIONAL SUPPLIES-HS					0.00	0.00	0.00	0.00
980									
981	FEES/DUES-HS					0.00	0.00	0.00	0.00
982									
983	FURN/EQUIP-HS					0.00	0.00	0.00	0.00
984									
985	TOTAL INSTRUCTION					0.00	0.00	0.00	0.00
986									
987									
988	<i>21-INSTRUCTION LEADERSHIP</i>								
989	PAYROLL					0.00	0.00	0.00	0.00
990									

	A	B	C	D	E	F	G	H	I
991	FEES/DUES-HS					0.00	0.00	0.00	0.00
992									
993	<u>TOTAL STAFF DEVELOPMENT</u>					0.00	0.00	0.00	0.00
994									
995									
996									
997	SSA-SPECIAL ED COOP					0.00	0.00	0.00	0.00
998									
999	<u>TOTAL PAYMENTS TO FISAL AGENTS</u>					0.00	0.00	0.00	0.00
1000									
1001	<u>TOTAL EDUCATION JOBS</u>					0.00	0.00	0.00	0.00
1002									
1003									
1004	<u>TECHNOLOGY ALLOTMENT</u>								
1005	411								
1006									
1007									
1008	CONTRACTED SERVICES					0.00	0.00	0.00	0.00
1009						0.00	0.00	0.00	0.00
1010	TOTAL								
1011	TECHNOLOGY SUPPLIES-HS					0.00	0.00	0.00	0.00
1012	TECHNOLOGY SUPPLIES-MS					0.00	0.00	0.00	0.00
1013	TECHNOLOGY SUPPLIES-PS					0.00	0.00	0.00	0.00
1014	TECHNOLOGY SUPPLIES-ES					0.00	0.00	0.00	0.00
1015						0.00	0.00	0.00	0.00
1016	TOTAL								
1017	COMPUTER/EQUIPMENT-HS					0.00	0.00	0.00	0.00
1018	COMPUTER/EQUIPMENT-MS					0.00	0.00	0.00	0.00
1019	COMPUTER/EQUIPMENT-PS					0.00	0.00	0.00	0.00
1020	COMPUTER/EQUIPMENT-ES					0.00	0.00	0.00	0.00
1021	EQUIP/DISTRICT WIDE					0.00	0.00	0.00	0.00
1022						0.00	0.00	0.00	0.00
1023	TOTAL								
1024	<u>TOTAL INSTRUCTION</u>					0.00	0.00	0.00	0.00
1025									
1026									
1027									
1028	CONTRACTED SERVICES-HS					0.00	0.00	0.00	0.00
1029									
1030	SUPPLIES-HS					0.00	0.00	0.00	0.00
1031									
1032	FURN/EQUIP-HS					0.00	0.00	0.00	0.00
1033									
1034	<u>TOTAL INSTRUCTIONAL RESOURCES</u>					0.00	0.00	0.00	0.00
1035									
1036									
1037									
1038	PAYROLL COSTS					0.00	0.00	0.00	0.00
1039									

93-PAYMENTS TO MEMBERS DISTRICTS/FISCAL AGENT

11-INSTRUCTION

12-INSTRUCTIONAL RESOURCES AND MEDIA SERVICES

13-CURRICULUM AND INSTRUCTIONAL STAFF

	A	B	C	D	E	F	G	H	I
1040	TRAVEL					0.00	0.00	0.00	0.00
1041	FEES/DUES					0.00	0.00	0.00	0.00
1042						0.00	0.00	0.00	0.00
1043	TOTAL								
1044	TOTAL CURRICULUM AND INSTRUCTIONAL					0.00	0.00	0.00	0.00
1045									
1046									
1047									
	<i>21-INSTRUCTIONAL LEADERSHIP</i>								
1048	CONTRACTED SERVICES					0.00	0.00	0.00	0.00
1049						0.00	0.00	0.00	0.00
1050	TOTAL								
1051	TOTAL TECHNOLOGY ALLOTMENT					0.00	0.00	0.00	0.00
1052									
1053									
1054	<b>DEBT SERVICE FUND</b>								
1055	599								
1056									
1057	BONDS					0.00	0.00	0.00	0.00
1058	INTEREST					0.00	0.00	0.00	0.00
1059	FEES					0.00	0.00	0.00	0.00
1060						0.00	0.00	0.00	0.00
1061	TOTAL								
1062	TOTAL DEBT SERVICE					0.00	0.00	0.00	0.00
1063									
1064									
1065	<b>TOTAL OPERATING FUND, TECHNOLOGY,</b>								
1066	<b>HIGH SCHOOL ALLOTMENT, DEBT SERVICE</b>					13,786,285.66	4,371,167.57	1,230,860.72	8,184,257.37
1067									
1068									
1069	***TECHNOLOGY EXPENSES TO BE								
1070	FUNDED					417,667.00	54,341.00	4,434.86	358,891.14
1071									
1072									
1073	REFERENCE GUIDE								
1074									
1075	HS					ST COMP		STATE COMPENSATORY	
1076	MS	HIGH SCHOOL				ESL		ENGLISH/SPANISH LANGUAGE	
1077	PS	MIDDLE SCHOOL				VOC		VOCATIONAL EDUCATION	
1078	ES	PRIMARY SCHOOL				G/T		GIFTED/TALENTED EDUCATION	
1079	ADM	ELEMENTARY SCHOOL				SP ED		SPECIAL EDUCATION	
1080		ADMINISTRATION							
1081									
1082	<b>MINEOLA INDEPENDENT SCHOOL DISTRICT</b>								
1083									
1084	<b>2012-2013 REVENUE</b>								
1085	<b>199-GENERAL FUND</b>								
1086						BUDGETED	RECEIVED		BALANCE
1087	TAXES-CURRENT YEAR					6,074,416.00	5,407,238.02		667,177.98
1088	TAXES-PRIOR YEAR					24,500.00	60,575.20		-36,075.20
1089	TAXES-PENALTIES					100,000.00	19,918.04		80,081.96

	A	B	C	D	E	F	G	H	I
1090	TAXES-INTEREST					0.00	0.00		0.00
1091	DRIVER EDUCATION TUITION					0.00	0.00		0.00
1092	TUITION-SUMMER SCHOOL					0.00	0.00		0.00
1093	EARNING FROM PERMANENT INVESTMENTS					4,200.00	0.00		4,200.00
1094	EARNING FROM TEMPORARY INVESTMENTS					32,300.00	17,262.21		15,037.79
1095	RENTAL OF FACILITIES					3,250.00	0.00		3,250.00
1096	GIFTS/BEQUESTS-MEREDITH-					0.00	332,451.26		-332,451.26
1097	GIFTS/BEQUESTS-MEREDITH-HS BAND					0.00	0.00		0.00
1098	GIFTS/BEQUESTS-HS WEIGHT ROOM					0.00	0.00		0.00
1099	GIFTS/BEQUESTS-MEREDITH-ES PLAYG					0.00	0.00		0.00
1100	GIFTS/BEQUESTS					0.00	0.00		0.00
1101	INSURANCE RECOVERY					0.00	0.00		0.00
1102	ATHLETIC ACTIVITY					51,250.00	49,282.20		1,967.80
1103	MISC REVENUE-FISCAL AGENT FEE					52,000.00	0.00		52,000.00
1104	TAXES-CED					0.00	0.00		0.00
1105	MISC REVENUE-LOCAL SOURCES					21,500.00	11,209.36		10,290.64
1106	CITY OF MINEOLA					6,500.00	1,625.00		4,875.00
1107	HEAD START REIMBURSEMENT					99,000.00	49,396.30		49,603.70
1108						6,468,916.00	5,948,957.59		519,958.41
1109	TOTAL								
1110	PER CAPITA					553,561.00	245,110.00		308,451.00
1111	STATE FOUNDATION					5,358,517.00	2,649,763.00		2,708,754.00
1112	SAFE SCHOOL-RIDER 59					0.00	0.00		0.00
1113	TRS ON BEHALF					490,777.00	0.00		490,777.00
1114						6,402,855.00	2,894,873.00		3,507,982.00
1115	TOTAL								
1116	TRANSFER IN					0.00	0.00		0.00
1117									
1118	SALE OF PROPERTY					0.00	0.00		0.00
1119									
1120	<b>TOTAL OPERATING REVENUE</b>					<b>12,871,771.00</b>	<b>8,843,830.59</b>		<b>4,027,940.41</b>
1121									
1122	<b>287-EDUCAION JOBS</b>								
1123									
1124	STATE OF TEXAS					0.00	0.00	0.00	0.00
1125									
1126	<b>TOTAL-EDUCATION JOBS</b>					<b>0.00</b>	<b>0.00</b>	<b>0.00</b>	<b>0.00</b>
1127									
1128	<b>411-TECHNOLOGY</b>								
1129									
1130	STATE OF TEXAS					0.00	0.00	0.00	0.00
1131									
1132	<b>TOTAL TECHNOLOGY REVENUE</b>					<b>0.00</b>	<b>0.00</b>	<b>0.00</b>	<b>0.00</b>
1133									
1134	<b>599-DEBT SERVICE</b>								
1135									
1136	TAXES-CURRENT					0.00	0.00		0.00
1137	TAXES-PRIOR YEARS					0.00	0.00		0.00
1138	TAXES-PENALTIES					0.00	0.00		0.00

	A	B	C	D	E	F	G	H	I
1139	TAXES-INTEREST					0.00	0.00		0.00
1140	EARNINGS FROM TEMPORARY INVESTMENTS					0.00	0.00		0.00
1141						0.00	0.00		0.00
1142	TOTAL								
1143	STATE REVENUE-TEA					0.00	0.00		0.00
1144									
1145	TOTAL DEBT SERVICE REVENUE					0.00	0.00		0.00
1146									
1147	<b>TOTAL OPERATING-TECHNOLOGY</b>								
1148	<b>AND DEBT SERVICE REVENUE</b>					12,871,771.00	8,843,830.59	0.00	4,027,940.41
1149									



	A	B	C	D	E	F	G	H	I	
1150	<b>MINEOLA INDEPENDENT SCHOOL DISTRICT</b>									
1151										
1152										
1153	<b>FUND 199</b>	<b>YEAR TO DATE CASH FLOW</b>						<b>Local Maint</b>	<b>Designated</b>	
1154	<i>BEGINNING CASH BALANCE</i>							1,613.25		
1155	<i>BEGINNING TEXPOOL/CD/SAVINGS</i>							2,587,639.53	5,316,530.34	
1156										
1157							0.00			
1158	AUDITOR'S ADJUSTMENTS						386,384.17			
1159	ACCURED PAYROLL REVERSAL						0.00			
1160	ACCURED PAYROLL									
1161	REVENUE TO DATE						8,843,830.59	0.00		0.00
1162	ACCOUNT RECEIVABLE						0.00			
1163	EXPENDITURES TO DATE						4,371,167.57			0.00
1164	DEFERRED REVENUE						0.00			
1165	ACCOUNT PAYABLE						-5,002.35			
1166										
1167	<b>ENDING CASH BALANCE</b>							212,505.44		
1168	<b>ENDING TEXPOOL/CD BALANCE</b>							6,468,028.54	5,316,530.34	
1169										
1170	<i>UNENCUMBERED BALANCE</i>							6,468,028.54	5,316,530.34	
1171										
1172	<i>DUE TO TEA</i>						0.00			
1173										
1174	<b>TOTAL</b>									11,784,558.88
1175										
1176	<b>GRAND TOTAL TEXPOOL/CD FOR LOCAL MAINTENANCE</b>									
1177										
1178	<b>FUND 599</b>	\$						<b>Debt Service</b>		
1179	<i>BEGINNING CASH BALANCE</i>							1.53		
1180	<i>BEGINNING TEXPOOL BALANCE</i>							106,987.28		
1181										
1182	REVENUE TO DATE						65.23			
1183										
1184	EXPENDITURES TO DATE							0.00		
1185										
1186	<b>ENDING CASH BALANCE</b>							1.53		
1187	<b>ENDING TEXPOOL BALANCE</b>							107,052.51		
1188										
1189	JAN INTEREST PAYMENT							0.00		
1190	JULY PRINCIPAL/INTEREST PAYMENT							0.00		
1191										
1192	PROBABLE TEA PAYBACK						0.00			
1193	<i>UNENCUMBERED BALANCE</i>							107,052.51		
1194										
1195								107,052.51		
1196										
1197	<b>GRAND TOTAL TEXPOOL FOR DEBT SERVICE</b>									
1198										
1199										



MISD District Improvement Fund	85,290.73	
Head Start	444.50	
District Lost Book Account	17,839.18	
<b>TOTAL</b>		103,574.41

**Mineola Primary School**

Advisory Council	14,449.53	
Yearbooks	3,296.42	
Box Tops	6,060.81	
Flower Fund	791.02	
Library Fund	1,397.81	
T-Shirts	2,662.57	
Teacher Gifts	9,693.34	
Title I Book Acct	275.00	
School Vending	2,191.02	
Benevolent Fund	11,919.91	
Lounge Vending	229.73	
<b>TOTAL</b>		52,967.16

**Mineola Elementary School**

Teacher Gifts	4,556.79	
School Annual	963.41	
Benevolent Fund	1,802.25	
Advisory Council	4,383.84	
Flower Fund	318.89	
Library Fund	4,311.29	
Lounge Vending	387.13	
Summer PE Program	0.00	
School Vending	14,567.09	
P. E./Summer Fun Camp	886.99	
Kiwanis Kids	33.69	
<b>TOTAL</b>		32,211.37

**Mineola Middle School**

AVID	462.40	
Band Fund	215.71	
Athletics	155.01	
Volleyball	287.00	
Flower Fund	192.49	
Jacket Jazz	176.67	
Advisory Council	1,523.17	
Choir	151.44	
MS Cheerleaders	4,989.41	
MS Yearbook	2,852.92	
Crime Stoppers	485.00	
Junior Honor Society	498.49	
Communities in Schools	775.98	
Athletic Boosters	614.90	
Library Fund	1,020.61	
Lounge Vending	524.51	
FCA-MS	2,910.49	
Builder's Club	988.55	
School Vending	4,397.05	
Benevolent Fund	8,314.04	
Science Club	1,456.80	
Student Council	484.00	
<b>TOTAL</b>		33,476.64

**Mineola High School**

Art	1,000.00	
Auto Mechanics	1,362.48	
Anchor Club	86.81	
Crime Stoppers	224.62	
Annual Staff	7,399.11	
Athletic Vending	10,961.90	
Athletic Equipment Donations	1,357.28	
Band Fund	967.81	
Business Club	89.82	
Band Trip Fund	2,860.51	
D. E. C. A.	302.87	
Fellowship of Christian Athletes	3,537.14	
Future Farmers of America	5,543.98	
Future Homemakers of America	99.39	
Class of 2016	927.00	
Benevolent Fund	2,716.89	
Testing/Tuition	1,329.95	
Lounge Vending	1,160.15	
Student Technoloty Assoc	69.87	
Choir	26.00	
Class of 2014	11,598.99	
Key Club	561.18	
Library Fund	70.55	
CIS-Go Center	499.57	
Junior Historians	786.71	
National Honor Society	362.38	
Nature Trail	1,047.10	
PAL'S	159.43	
Project Graduation	1,539.51	
H. S. Players/Drama	5,337.45	
Flower Fund	1,251.05	
Student Council	371.99	
Scholarship Fund	10,813.00	
Class of 2015	1,050.00	
Spanish Club	252.58	
Class of 2013	7,717.48	
Slot Car Racing	4,810.46	
HS Volleyball	0.00	
Varsity Cheerleaders	2,150.57	
AVID	737.17	
School Vending	4,143.43	
<b>TOTAL</b>		<b>97,284.18</b>

**WOOD COUNTY SPECIAL EDUCATION SSA**


Activity Fund	580.19	
<b>TOTAL</b>		<b>580.19</b>

**TEXPOOL  
PORTFOLIO SUMMARY  
ACTIVITY FOR MONTH ENDING  
January 31, 2013**

**LOCAL MAINTENANCE**

<i>Investments</i>	<i>Cost</i>	<i>Market</i>	<i>Ratio</i>	<i>Interest Rate</i>
Beginning of period	27,210.78	27,210.78	100.00%	0.10%
Deposits	0.00			
Withdrawals	0.00			
Interest accrued	2.30			
End of Period	27,213.08	27,213.08	100.00%	0.10%

This report is in compliance with the investment strategies as approved by the Public Funds Investment Act


  
Investment Officer

**TEXPOOL  
PORTFOLIO SUMMARY  
ACTIVITY FOR MONTH ENDING  
January 31, 2013**

**FOOD SERVICE**

<i>Investments</i>	<i>Cost</i>	<i>Market</i>	<i>Ratio</i>	<i>Interest Rate</i>
Beginning of period	17,523.05	17,523.05	100.00%	0.10%
Deposits	0.00			
Withdrawals	0.00			
Interest accrued	1.47			
End of Period	17,524.52	17,524.52	100.00%	0.10%

This report is in compliance with the investment strategies as approved by the Public Funds Investment Act


  
Investment Officer

**TEXPOOL  
PORTFOLIO SUMMARY  
ACTIVITY FOR MONTH ENDING  
January 31, 2013**

**INTEREST & SINKING**

<i>Investments</i>	<i>Cost</i>	<i>Market</i>	<i>Ratio</i>	<i>Interest Rate</i>
Beginning of period	107,043.59	107,043.59	100.00%	0.10%
Deposits	0.00			
Withdrawals	0.00			
Interest accrued	8.92			
End of Period	107,052.51	107,052.51	100.00%	0.10%

This report is in compliance with the investment strategies as approved by the Public Funds Investment Act


  
Investment Officer

**TEXPOOL  
PORTFOLIO SUMMARY  
ACTIVITY FOR MONTH ENDING  
January 31, 2013**

**WORKERS COMPENSATION**

<i>Investments</i>	<i>Cost</i>	<i>Market</i>	<i>Ratio</i>	<i>Interest Rate</i>
Beginning of period	482,975.13	482,975.13	100.00%	0.10%
Deposits	0.00			
Withdrawals	903.00			
Interest accrued	40.44			
End of Period	482,112.57	482,112.57	100.00%	0.10%

This report is in compliance with the investment strategies as approved by the Public Funds Investment Act

  
Investment Officer




**TEXPOOL  
PORTFOLIO SUMMARY  
ACTIVITY FOR MONTH ENDING  
January 31, 2013**

**DAN PEACOCK TRUST**

<i>Investments</i>	<i>Cost</i>	<i>Market</i>	<i>Ratio</i>	<i>Interest Rate</i>
Beginning of period	16,081.84	16,081.84	100.00%	0.10%
Deposits	0.00			
Withdrawals	0.00			
Interest accrued	1.33			
End of Period	16,083.17	16,083.17	100.00%	0.10%

This report is in compliance with the investment strategies as approved by the Public Funds Investment Act


  
Investment Officer

**TEXPOOL  
PORTFOLIO SUMMARY  
ACTIVITY FOR MONTH ENDING  
January 31, 2013**

**G. W. ENGLISH TRUST**

<i>Investments</i>	<i>Cost</i>	<i>Market</i>	<i>Ratio</i>	<i>Interest Rate</i>
Beginning of period	235,775.93	235,775.93	100.00%	0.10%
Deposits	0.00			
Withdrawals	0.00			
Interest accrued	19.69			
End of Period	235,795.62	235,795.62	100.00%	0.10%

This report is in compliance with the investment strategies as approved by the Public Funds Investment Act


  
\_\_\_\_\_  
Investment Officer

**MINEOLA COMMUNITY BANK  
PORTFOLIO SUMMARY  
ACTIVITY FOR MONTH ENDING  
January 31, 2013**

**JUDGE TRUST**

<i>Investments</i>	<i>Cost</i>	<i>Market</i>	<i>Ratio</i>	<i>Interest Rate</i>
Beginning of period				
CD	18,000.00	18,000.00	100.00%	0.60%
CD	24,329.52	24,329.52	100.00%	1.10%
CD	26,814.59	26,814.59	100.00%	0.75%
SAVINGS ACCT	3,864.50	3,864.50	100.00%	0.25%
Deposits	141.85			
Withdrawals	0.00			
Quarterly Interest	0.00			
End of Period				
CD	18,000.00	18,000.00	100.00%	0.60%
CD	24,329.52	24,329.52	100.00%	1.10%
CD	26,814.59	26,814.59	100.00%	0.75%
SAVINGS ACCT	4,006.35	4,006.35	100.00%	0.25%

This report is in compliance with the investment strategies as approved by the Public Funds Investment Act

  
 \_\_\_\_\_  
 Investment Officer

**PORTFOLIO SUMMARY  
ACTIVITY FOR MONTH ENDING  
January 31, 2013**

**CERTIFICATE OF DEPOSIT/SAVINGS**

<i>Investments</i>	<i>Cost</i>	<i>Market</i>	<i>Ratio</i>	<i>Interest Rate</i>
Beginning of period	9,654,132.64	9,654,132.64	100.00%	
Deposits	2,103,213.16			
Withdrawals	0.00			
End of period	11,757,345.80	11,757,345.80		
Interest Accrued	7,810.40			
End of Period				
<b>Bank Texas</b>				
CD # 8025567	262,287.79	262,287.79	100.00%	0.40%
<b>Bank Texas</b>				
CD # 8025872	1,040,776.96	1,040,776.96	100.00%	0.65%
<b>First National Bank-Gilmer in Mineola</b>				
CD # 1005229	238,172.93	238,172.93	100.00%	0.60%
<b>Mineola Community</b>				
CD # 01-00542339-9	158,034.00	158,034.00	100.00%	0.75%
<b>Capital One</b>				
Savings #3830656862	10,456,565.77	10,456,565.77	100.00%	0.40%
<b>City National Bank</b>				
CD #10305497	201,508.35	201,508.35	100.00%	0.60%

This report is in compliance with the investment strategies as approved by the Public Funds Investment Act

  
 \_\_\_\_\_  
 Investment Officer

**WOOD COUNTY SPECIAL EDUCATION SSA**

*Executive Financial Summary*

January 31, 2013

**General Bank Accounts**

*Wood County Special Education SSA*

Fund 313-IDEA Part B	(82,405.42)	
Fund 314-IDEA Part B-Preschool	(2,844.58)	
Fund 315-IDEA PART B Discretionary	(16,245.73)	
Fund 364-IDEA Part B-ARRA	0.00	
Fund 365-IDEA Part B-Preschool-ARRA	0.00	
Fund 434-State Supplemental Visually Impaired	0.00	
Fund 437-Shared Services Arrangements-SE	100,257.15	
Texpool	15,381.54	
Money Market	554,828.93	
<b>TOTAL</b>		568,971.89

\$

**ACTIVITY FUND MANAGEMENT**

**Wood County Special Education SSA**


WC Activity Account	580.19	
<b>TOTAL</b>		580.19

**CAPITAL ONE BANK  
PORTFOLIO SUMMARY  
ACTIVITY FOR MONTH ENDING  
January 31, 2013**

**WOOD COUNTY SPECIAL EDUCATION SHARED SERVICES ARRANGEMENT**

<i>Investments</i>	<i>Cost</i>	<i>Market</i>	<i>Ratio</i>	<i>Interest Rate</i>
Beginning of period	474,703.36	474,703.36	100.00%	0.30%
Deposits	80,000.00			
Withdrawals	0.00			
Interest accrued	125.57			
End of Period	554,828.93	554,828.93	100.00%	0.30%

This report is in compliance with the investment strategies as approved by the Public Funds Investment Act

  
Investment Officer

**TEXPOOL  
PORTFOLIO SUMMARY  
ACTIVITY FOR MONTH ENDING  
January 31, 2013**

**WOOD COUNTY SPECIAL EDUCATION SHARED SERVICES ARRANGEMENT**

<i>Investments</i>	<i>Cost</i>	<i>Market</i>	<i>Ratio</i>	<i>Interest Rate</i>
Beginning of period	15,380.28	15,380.28	100.00%	0.10%
Deposits	0.00			
Withdrawals	0.00			
Interest accrued	1.26			
End of Period	15,381.54	15,381.54	100.00%	0.10%

This report is in compliance with the investment strategies as approved by the Public Funds Investment Act


  
\_\_\_\_\_  
Investment Officer

**TEXPOOL  
PORTFOLIO SUMMARY  
ACTIVITY FOR MONTH ENDING  
January 31, 2013**

**WOOD COUNTY SPECIAL EDUCATION SHARED SERVICES ARRANGEMENT  
WORKER'S COMPENSATION**

<i>Investments</i>	<i>Cost</i>	<i>Market</i>	<i>Ratio</i>	<i>Interest Rate</i>
Beginning of period	19,385.13	19,385.13	100.00%	0.10%
Deposits	0.00			
Withdrawals	549.98			
Interest accrued	1.60			
End of Period	18,836.75	18,836.75	100.00%	0.10%

This report is in compliance with the investment strategies as approved by the Public Funds Investment Act

  
\_\_\_\_\_  
Investment Officer



BANK: 01 LOCAL MAINTENANCE

CHECK TYPE	CHECK NUMBER	CHECK DATE	CHECK AMOUNT	REMITTED TO
OFFC	60289	1-02-2013	40.39	8425 VERIZON - CELL PHONE
SYST	60290	1-16-2013	328.22	6085 ACE HARDWARE - MAINTENANCE
SYST	60291	1-16-2013	20.00	9420 ALEX EPPS - GAME WORKER
SYST	60292	1-16-2013	977.00	5370 ALLIED WASTE SERVICES - TRASH PICK-UP
SYST	60293	1-16-2013	760.00	7564 ARCHIPELAGO LEARNING, INC/STUDY ISLA - HILMS EDL
SYST	60294	1-16-2013	136.47	3549 AT&T - Phone lined
SYST	60295	1-16-2013	5.30	3533 AT&T LONG DISTANCE - long distance
SYST	60296	1-16-2013	1,190.48	8439 AUSTIN TURF & TRACTOR - MAINTENANCE
SYST	60297	1-16-2013	395.00	6162 B & D FIRE SAFETY - MAINTENANCE
SYST	60298	1-16-2013	937.25	1467 BAXTER SALES COMPANY, INC. - Custodial
SYST	60299	1-16-2013	52.83	9437 BURGER KING - Athletic meal
SYST	60300	1-16-2013	120.00	9440 BUSINESS PROFESSIONALS OF AMERICA - Hd Budined Club
SYST	60301	1-16-2013	291.58	1033 CADE'S BUILDING MATERIALS, INC. - MAINTENANCE
SYST	60302	1-16-2013	405.45	4176 CARD SERVICE CENTER - ST BIKB TOURN.
SYST	60303	1-16-2013	31.25	9135 CARLA TAYLOR - GAME WORKER
SYST	60304	1-16-2013	164.50	3935 CHERYL'S LAKE COUNTRY FLORIST - Lamb, Weddings, Peterden
SYST	60305	1-16-2013	64.88	9442 CHICK-FIL-A - Athletic meal
SYST	60306	1-16-2013	90.00	7924 CICI'S PIZZA - Athletic meal
SYST	60307	1-16-2013	20.00	9326 CODI SMITH - GAME WORKER
SYST	60308	1-16-2013	12,186.00	4447 COMPUTERLAND NETWORK TECHNOLOGIES - UPGRADE MEMORY - All schools
SYST	60309	1-16-2013	57.50	8060 CONNIE D HAGEN, INC - DRUG TESTING
SYST	60310	1-16-2013	3,068.14	9173 CORELOGIC REAL ESTATE TAX SERVICE - TAX REFUND
SYST	60311	1-16-2013	293.09	954 DAIRY QUEEN - Athletic meal
SYST	60312	1-16-2013	87.75	8825 DAVID MABERRY - GAME OFFICIAL
SYST	60313	1-16-2013	35.00	8781 DAVID SMITH - GAME WORKER
SYST	60314	1-16-2013	1,116.28	557 DEALERS ELECTRICAL SUPPLY CO. - MAINTENANCE
SYST	60315	1-16-2013	15.00	6108 DEBBIE TAYLOR - GAME WORKER
SYST	60316	1-16-2013	87.75	8017 DEZI DAVIS - GAME OFFICIAL
SYST	60317	1-16-2013	3,280.40	8444 DUKO OIL CO, INC - TRANSPORTATION
SYST	60318	1-16-2013	44.00	563 EAST TEXAS ALARM, INC. - MAINTENANCE
SYST	60319	1-16-2013	110.00	6371 ELLIOTT-THOMAS HEALTH CENTER, P.C. BUS DR PHYSICIAN
SYST	60320	1-16-2013	571.47	7621 FAIRFIELD INN - FULIN
SYST	60321	1-16-2013	10.36	9366 FASTENAL COMPANY - TRANSPORTATION
SYST	60322	1-16-2013	217.46	2170 FLATT STATIONERS, INC. - ADMIN
SYST	60323	1-16-2013	250.13	7703 G&K SERVICES - MAINT, TRANSPORTATION, Custodial
SYST	60324	1-16-2013	1,233.00	581 GOGGANS TIRE SERVICE - TRANSPORTATION
SYST	60325	1-16-2013	50.00	5402 HARDY & ATHERTON, PC - School ATTY
SYST	60326	1-16-2013	56.91	8771 HERBERT C WASHINGTON SR - GAME OFFICIAL
SYST	60327	1-16-2013	19,965.00	6327 HERRINGTON HEAT & AC - 2-4 TEN UNITS - Md, Hd Lobby, Ed #15, Hd Gym, M #1
SYST	60328	1-16-2013	423.72	9438 HOLIDAY INN EXPRESS - AVID
SYST	60329	1-16-2013	315.00	4267 HOMETOWN TROPHY & AWARD, INC. - ADMIN
SYST	60330	1-16-2013	635.00	9347 INTREPID SPORTSWEAR - BASKETBALL
SYST	60331	1-16-2013	450.00	9405 J & A MUSSER ENTERPRISES - HS BAND
SYST	60332	1-16-2013	30.00	7142 JEAN BLOCKER - GAME WORKER
SYST	60333	1-16-2013	98.50	9445 JEFF GONZALES - GAME OFFICIAL
SYST	60334	1-16-2013	30.00	9337 JEFF TITTLE - GAME WORKER
SYST	60335	1-16-2013	30.00	8364 JENNIFER FULIN - GAME WORKER
SYST	60336	1-16-2013	37.50	5122 JIMMIE E MCGAHEY - GAME OFFICIAL

BANK: 01 LOCAL MAINTENANCE

TYPE	CHECK NUMBER	CHECK DATE	CHECK AMOUNT	REMITTED TO
SYST	60337	1-16-2013	256.20	885 JMB PRINT SOLUTIONS, INC.- ADMIN
SYST	60338	1-16-2013	348.00	9443 JOHN ALEXANDER-TAX REFUND
SYST	60339	1-16-2013	116.61	6789 JOHN HUMMELL-GAME OFFICIAL
SYST	60340	1-16-2013	10.00	6894 JOHN T. VANDOVER-GAME WORKER
SYST	60341	1-16-2013	30.00	9422 JOSH WHEELER-GAME WORKER
SYST	60342	1-16-2013	30.00	9388 JUDITH HARRIS-GAME WORKER
SYST	60343	1-16-2013	581.97	9324 KAT MAR-Football
SYST	60344	1-16-2013	70.00	9446 KATHLYNN HALL-GAME OFFICIAL
SYST	60345	1-16-2013	21.24	7177 KAYE MORRIS-GAME WORKER
SYST	60346	1-16-2013	300.00	9439 KEMP HIGH SCHOOL-DRAMA
SYST	60347	1-16-2013	45.00	4785 LARRY BOYD-GAME OFFICIAL
SYST	60348	1-16-2013	76.49	9444 LARRY JOHNSON-GAME OFFICIAL
SYST	60349	1-16-2013	15.00	7444 LAURA DENNIS-GAME WORKER
SYST	60350	1-16-2013	205.00	9441 LINDALE JUNIOR HIGH SCHOOL-BASKETBALL
SYST	60351	1-16-2013	134.00	8151 LORRIE DRENNON-REIMBURSE
SYST	60352	1-16-2013	232.33	2686 LOWE'S-MAINTENANCE
SYST	60353	1-16-2013	54.57	9436 MCDONALD'S-Athletic meals
SYST	60354	1-16-2013	4,348.66	8076 MINEOLA ISD TAX COLLECTOR-AUTO TAX PAY
SYST	60355	1-16-2013	5,132.45	1815 MINEOLA SUPPLY COMPANY, INC.-CUSTODIAL
SYST	60356	1-16-2013	328.77	7501 MOMAR, INC.-TRANSPORTATION
SYST	60357	1-16-2013	4,438.00	7671 MOTHER FRANCES HOSPITAL-TRAINER-2nd SEMESTER
SYST	60358	1-16-2013	6,072.75	8399 MY OFFICE PRODUCTS-COPY PAPER All School
SYST	60359	1-16-2013	174.90	5407 NANCY ARMSTRONG-GAME WORKER
SYST	60360	1-16-2013	331.55	8110 O'REILLY AUTO PARTS-TRANSPORTATION
SYST	60361	1-16-2013	699.65	683 PENDER'S MUSIC COMPANY-MS/Hd Choir, Hd BAND
SYST	60362	1-16-2013	379.43	4351 PEOPLES EDUCATION-MS Math
SYST	60363	1-16-2013	60.00	8290 ROBERT WALTERS-GAME OFFICIAL
SYST	60364	1-16-2013	45.00	8496 RODERICH DAVIS-GAME OFFICIAL
SYST	60365	1-16-2013	66.50	9447 RODERICK JACKSON-GAME OFFICIAL
SYST	60366	1-16-2013	1,192.15	8442 RUSH BUS CENTERS-TRANSPORTATION
SYST	60367	1-16-2013	152.85	3785 SAFETY-KLEEN SYSTEMS, INC-TRANSPORTATION
SYST	60368	1-16-2013	125.00	6913 SAMUEL FRENCH INCORPORATED-DRAMA
SYST	60369	1-16-2013	296.50	5569 SCANTRON CORPORATION-MS Counselor
SYST	60370	1-16-2013	70.00	7093 SCOTT DANIELS-GAME OFFICIAL
SYST	60371	1-16-2013	87.75	6463 SHANE CHAMBLESS-GAME OFFICIAL
SYST	60372	1-16-2013	17,442.00	6438 SHI GOVERNMENT SOLUTIONS-APPLE SERVER SOFTWARE-All School
SYST	60373	1-16-2013	427.08	3075 SPORTIME-P&PE
SYST	60374	1-16-2013	360.00	9190 STEPHEN F AUSTIN STATE UNIVERSITY-Hd Science
SYST	60375	1-16-2013	60.00	6155 STEVE PONTIUS-GAME OFFICIAL
SYST	60376	1-16-2013	302.00	6577 STORI WILLINGHAM-Sp Ed
SYST	60377	1-16-2013	175.00	2013 STORY-WRIGHT INC.-MS OFFICE
SYST	60378	1-16-2013	37.69	6883 SUBWAY-School Board
SYST	60379	1-16-2013	371.56	7168 SUDDENLINK COMMUNICATIONS-Internet
SYST	60380	1-16-2013	268.50	5035 TATUM MUSIC CO, INC-MS/Hd BAND
SYST	60381	1-16-2013	28.00	774 TEXAS DEPT OF PUBLIC SAFETY-CRIMINAL history-NOV
SYST	60382	1-16-2013	25.00	9210 TEXAS STATE HISTORICAL ASSOCIATION-MS History
SYST	60383	1-16-2013	210.00	5488 THE LAB-Hd DRUG TESTING
SYST	60384	1-16-2013	457.12	7945 THE WOODWIND & BRASSWIND-MS BAND

BANK: 01 LOCAL MAINTENANCE

CHECK TYPE	CHECK NUMBER	CHECK DATE	CHECK AMOUNT	REMITTED TO
SYST	60385	1-16-2013	398.80	4665 TIP PLUS CORPORATION - <i>Auto Mechanics</i>
SYST	60386	1-16-2013	100.00	3943 TYLER JUNIOR COLLEGE - <i>DRAMA</i>
SYST	60387	1-16-2013	1,013.29	822 WAL-MART STORES TEXAS, LLC - <i>ADMIN, Hk SCIENCE, KINDERGARTEN, Ed Affc</i>
SYST	60388	1-16-2013	64.41	5867 WESLEY JONES - <i>GAME OFFICIAL</i>
SYST	60389	1-16-2013	56,420.66	837 WOOD COUNTY SPECIAL EDUCATION SSA - <i>MONTHLY Sp Ed + STAFF MAINTENANCE</i>
SYST	60390	1-16-2013	779.59	5574 WORLD BOOK, INC - <i>ALL LIBRARIES</i>
OFFC	60391	1-17-2013	4,100.76	571 CENTERPOINT ENERGY RESOURCES CORP. - <i>GAS</i>
OFFC	60392	1-18-2013	175.00	9167 DISTRICT 6 DECA - <i>DECA</i>
OFFC	60393	1-22-2013	14,077.00	7334 RUDD CONTRACTING CO, INC - <i>STADIUM</i>
SYST	60394	1-31-2013	15,296.95	745 AEP SOUTHWESTERN ELECTRIC POWER - <i>ELECTRICITY</i>
SYST	60395	1-31-2013	58.50	8662 AHA! PROCESS, INC - <i>ES COUNSELOR</i>
SYST	60396	1-31-2013	10.00	9420 ALEX EPPS - <i>GAME WORKER</i>
SYST	60397	1-31-2013	158.15	9196 ANDRE CRAWFORD - <i>GAME OFFICIAL</i>
SYST	60398	1-31-2013	77.00	6445 ANITA HOPKINS - <i>GAME OFFICIAL</i>
SYST	60399	1-31-2013	1,720.00	8429 AVID CENTER - <i>TAYLOR, BAREFIELD, MILLER, NARRAMORE</i>
SYST	60400	1-31-2013	26.99	5517 BARNES & NOBLE BOOKSELLERS, INC - <i>HS LIBRARY</i>
SYST	60401	1-31-2013	70.00	4783 BENNIE TAYLOR - <i>GAME OFFICIAL</i>
SYST	60402	1-31-2013	98.50	9456 C W GOFORTH - <i>GAME OFFICIAL</i>
SYST	60403	1-31-2013	110.33	9172 CARLIE BRADLEY - <i>TAX REFUND</i>
SYST	60404	1-31-2013	20.00	9458 CHRIS TITTLE - <i>GAME WORKER</i>
SYST	60405	1-31-2013	119.55	9460 CHRISTOPHER FUSSELL - <i>GAME OFFICIAL</i>
SYST	60406	1-31-2013	2,145.30	549 CITY OF MINEOLA - <i>WATER</i>
SYST	60407	1-31-2013	154.77	954 DAIRY QUEEN - <i>ATHLETIC MEAL</i>
SYST	60408	1-31-2013	84.47	5288 DAIRY QUEEN - <i>ATHLETIC MEAL</i>
SYST	60409	1-31-2013	58.95	6956 DAVID SAUER - <i>REIMBURSE</i>
SYST	60410	1-31-2013	15.00	8781 DAVID SMITH - <i>GAME WORKER</i>
SYST	60411	1-31-2013	84.97	7340 DEKE JONES - <i>GAME OFFICIAL</i>
SYST	60412	1-31-2013	3,914.75	8039 DELANEY EDUCATIONAL ENTERPRISES, INC - <i>HS LIBRARY</i>
SYST	60413	1-31-2013	318.63	855 DISCOUNT MAGAZINE SUBSCRIPTION SERV - <i>MS LIBRARY</i>
SYST	60414	1-31-2013	87.75	9423 DON COLLINS - <i>GAME OFFICIAL</i>
SYST	60415	1-31-2013	1,464.96	5459 DRURY INN & SUITES - <i>TCEA CONV</i>
SYST	60416	1-31-2013	67.80	6961 EAI EDUCATION - <i>MS MATH</i>
SYST	60417	1-31-2013	104.40	9410 EDWARD KNIGHT - <i>GAME OFFICIAL</i>
SYST	60418	1-31-2013	140.00	6022 ELROY GREGORY - <i>GAME OFFICIAL</i>
SYST	60419	1-31-2013	8,000.00	2170 FLATT STATIONERS, INC - <i>CHAIR Multi Purpose Bldg</i>
SYST	60420	1-31-2013	10.00	7767 GILL ATHLETICS, INC - <i>TRACK</i>
SYST	60421	1-31-2013	200.00	7327 HAWKINS BOOSTER CLUB - <i>BASKETBALL</i>
SYST	60422	1-31-2013	89.70	8771 HERBERT C WASHINGTON SR - <i>GAME OFFICIAL</i>
SYST	60423	1-31-2013	303.02	2720 HOLIDAY INN AUSTIN MIDTOWN - <i>TCEA</i>
SYST	60424	1-31-2013	148.65	7142 JEAN BLOCKER - <i>GAME WORKER</i>
SYST	60425	1-31-2013	60.00	9337 JEFF TITTLE - <i>GAME WORKER</i>
SYST	60426	1-31-2013	30.00	8364 JENNIFER FULIN - <i>GAME WORKER</i>
SYST	60427	1-31-2013	20.00	9136 JERAD COBURN - <i>GAME WORKER</i>
SYST	60428	1-31-2013	130.00	8168 JOE DRENNON - <i>REIMBURSE</i>
SYST	60429	1-31-2013	39.72	7650 JOHN TALLEY - <i>REIMBURSE</i>
SYST	60430	1-31-2013	30.00	6894 JOHN T. VANDOVER - <i>GAME WORKER</i>
SYST	60431	1-31-2013	40.00	9455 JOHN WHITE - <i>GAME OFFICIAL</i>
SYST	60432	1-31-2013	65.00	9422 JOSH WHEELER - <i>GAME WORKER</i>

BANK: 01 LOCAL MAINTENANCE

TYPE	CHECK NUMBER	CHECK DATE	CHECK AMOUNT	REMITTED TO
SYST	60433	1-31-2013	90.00	9388 JUDITH HARRIS - <i>GAME WORKER</i>
SYST	60434	1-31-2013	10.00	9457 JUSTIN NEELY - <i>GAME WORKER</i>
SYST	60435	1-31-2013	70.40	8036 KASSIE YOUNG - <i>GAME OFFICIAL</i>
SYST	60436	1-31-2013	70.00	9446 KATHLYNN HALL - <i>GAME OFFICIAL</i>
SYST	60437	1-31-2013	114.98	5929 KYLE CARSON - <i>GAME OFFICIAL</i>
SYST	60438	1-31-2013	20.00	8633 KYLE LITTLE - <i>GAME WORKER</i>
SYST	60439	1-31-2013	74.40	9444 LARRY JOHNSON - <i>GAME OFFICIAL</i>
SYST	60440	1-31-2013	30.00	7444 LAURA DENNIS - <i>GAME WORKER</i>
SYST	60441	1-31-2013	15.00	7705 LISA MILLER - <i>GAME WORKER</i>
SYST	60442	1-31-2013	15.00	8151 LORRIE DRENNON - <i>GAME WORKER</i>
SYST	60443	1-31-2013	166.25	8169 LUKE BLACKWELL - <i>REIMBURSE</i>
SYST	60444	1-31-2013	340.23	6468 MATHESON TRI-GAS, INC. - <i>VO AG</i>
SYST	60445	1-31-2013	148.29	7821 MCDONALDS - <i>ATHLETIC MEAL</i>
SYST	60446	1-31-2013	30.00	9454 MELINDA ADAMS - <i>GAME WORKER</i>
SYST	60447	1-31-2013	81.50	9461 MIKE RICHARDSON - <i>GAME OFFICIAL</i>
SYST	60448	1-31-2013	134.55	1457 MINEOLA AUTO SUPPLY - <i>AUTO MECHANIC</i>
SYST	60449	1-31-2013	1,000.00	8348 MINEOLA COUNTRY CLUB - <i>BOIF 2013</i>
SYST	60450	1-31-2013	195.00	4471 MINEOLA ISD STUDENT NUTRITION - <i>MS TUTORIALS</i>
VOID	60451	1-31-2013	0.00	VOID CHECK FROM SYSTEM
SYST	60452	1-31-2013	11,418.87	8076 MINEOLA ISD TAX COLLECTOR - <i>AUTO TAX PAY</i>
SYST	60453	1-31-2013	163.38	7501 MOMAR, INC. - <i>TRANSPORTATION</i>
SYST	60454	1-31-2013	59.55	9459 NAKIA BLACK - <i>GAME OFFICIAL</i>
SYST	60455	1-31-2013	304.80	5407 NANCY ARMSTRONG - <i>GAME WORKER</i>
SYST	60456	1-31-2013	1,360.00	8518 PEAK PERFORMANCE OPTIONS - <i>HS BAND</i>
SYST	60457	1-31-2013	854.77	683 PENDER'S MUSIC COMPANY - <i>HS/MS BAND-CHOIR</i>
SYST	60458	1-31-2013	250.00	8034 QUITMAN ATHLETIC DEPT - <i>BASKETBALL</i>
SYST	60459	1-31-2013	135.55	7548 REALLY GOOD STUFF, INC - <i>KINDERGARTEN</i>
SYST	60460	1-31-2013	60.00	9199 RICHARD HODDE - <i>GAME OFFICIAL</i>
SYST	60461	1-31-2013	83.30	6462 ROBERT ROBINSON - <i>GAME OFFICIAL</i>
SYST	60462	1-31-2013	130.00	8290 ROBERT WALTERS - <i>GAME OFFICIAL</i>
SYST	60463	1-31-2013	77.18	9447 RODERICK JACKSON - <i>GAME OFFICIAL</i>
SYST	60464	1-31-2013	79.97	8803 RON ALLMAN - <i>GAME OFFICIAL</i>
SYST	60465	1-31-2013	70.00	4701 RON BLALOCK - <i>GAME OFFICIAL</i>
SYST	60466	1-31-2013	450.00	2989 SANDY LAKE AMUSEMENT PARK - <i>MS BAND</i>
SYST	60467	1-31-2013	323.73	724 SCHOOL SPECIALTY, INC. - <i>MS MATH, HS OFFICE</i>
SYST	60468	1-31-2013	70.00	5411 SHANE HELMS - <i>GAME OFFICIAL</i>
SYST	60469	1-31-2013	169.99	2013 STORY-WRIGHT INC. - <i>ADMIN, MS OFFICE</i>
SYST	60470	1-31-2013	113.00	6883 SUBWAY - <i>ATHLETIC MEALS</i>
SYST	60471	1-31-2013	2,377.28	7168 SUDDENLINK COMMUNICATIONS - <i>MIDD, SUPERNET II</i>
SYST	60472	1-31-2013	282.50	7945 THE WOODWIND & BRASSWIND - <i>MS BAND</i>
SYST	60473	1-31-2013	222.50	9304 TRAVIS JACKSON - <i>REIMBURSE</i>
SYST	60474	1-31-2013	420.00	7465 TREASURE REWARDS - <i>PS COUNSELOR, 2<sup>ND</sup> G, KINDERGARTEN</i>
SYST	60475	1-31-2013	124.11	9463 TRINIDAD BENHAM CORP - <i>TAX REFUND</i>
SYST	60476	1-31-2013	240.53	8276 TYLER STEEL - <i>VO AG</i>
SYST	60477	1-31-2013	794.00	6386 UIL MUSIC REGION 4 - <i>HS BAND/CHOIR</i>
SYST	60478	1-31-2013	35.02	5580 VENITA WATTS - <i>REIMBURSE</i>
SYST	60479	1-31-2013	40.49	8425 VERIZON - <i>CELL PHONE</i>
SYST	60480	1-31-2013	3,040.00	807 VISUAL TECHNIQUES, INC. - <i>Tech Supply - All Schools</i>

BANK: 01 LOCAL MAINTENANCE

CHECK TYPE	CHECK NUMBER	CHECK DATE	CHECK AMOUNT	REMITTED TO
SYST	60481	1-31-2013	882.52	822 WAL-MART STORES TEXAS, LLC - <i>Hs DRAMA, Ed GT, Ms Science, Ed After Sch</i>
SYST	60482	1-31-2013	19.25	4303 WILLIAM BJORK - <i>REIMBURSE</i>
SYST	60483	1-31-2013	40,767.88	837 WOOD COUNTY SPECIAL EDUCATION SSA - <i>monthly Sp Ed Coop</i>

BANK 01 TOTALS	SYSTEM CHECKS	OFFICE CHECKS	VOID CHECKS	NO CHECKS	CHECK AMOUNTS
				190	259,843.77
				4	18,393.15
				1	0.00
				195	278,236.92