

**Policy Council Budget**  
**September 2025**

Percent of Grant Year:                      25%

Category	2025-2026 Budget	Year-To-Date Spent	Month-To-Date Spent	Description
Policy Council Training	\$7,000	\$2,699	\$2,111	
Class Officer Training	\$0	\$0	\$0	
Policy Council Materials	\$2,000	\$0	\$0	
Child Care	\$0	\$0	\$0	
Policy Council Meals	\$4,000	\$0	\$0	
Parent Travel	\$0	\$0	\$0	
<b>Total</b>	<b>\$13,000</b>	<b>\$2,699</b>	<b>\$2,111</b>	
<b>% Spent to Date</b>	<b>21%</b>			

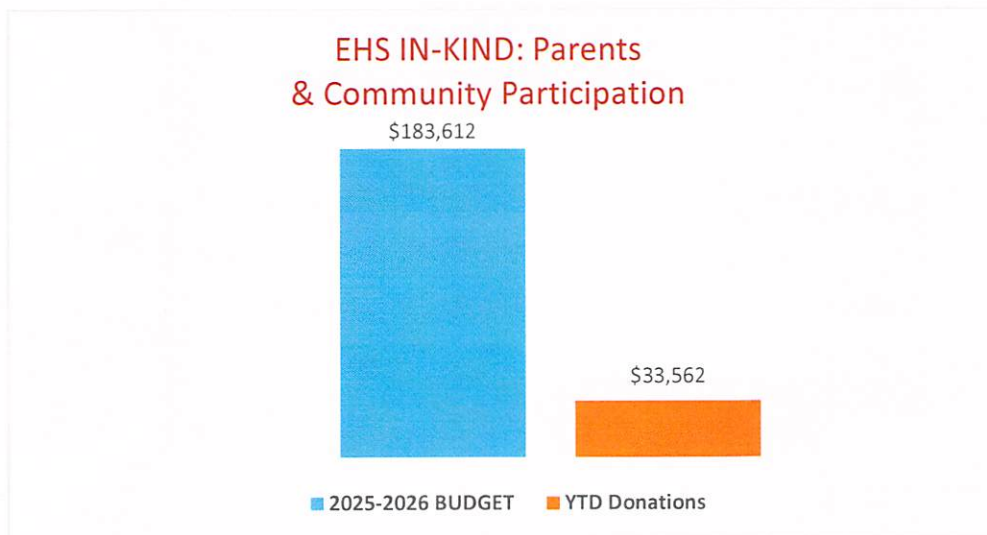
## Early Head Start Budget Report September-25

Percent of Grant Year:                      25%

Account Category	2025-2026 BUDGET	YTD Spent	% Spent
Salaries	\$1,055,281	\$222,689	21%
Benefits	\$534,746	\$106,718	20%
Operations	\$89,989	\$8,266	9%
Training/Prof. Dev	\$31,952	\$3,152	10%
<b>TOTAL</b>	<b>\$1,711,968</b>	<b>\$340,826</b>	<b>20%</b>

### EHS IN-KIND

Description	2025-2026 BUDGET	YTD Donations	% Donated
Parent Volunteers/Comm Volunteers	\$183,612	\$33,562	18%
Professional Services	\$21,825	\$1,500	7%
Ind. Costs	\$222,556	\$55,639	25%
<b>TOTAL</b>	<b>\$427,993</b>	<b>\$90,701</b>	<b>21%</b>



## Head Start Budget Report September-25

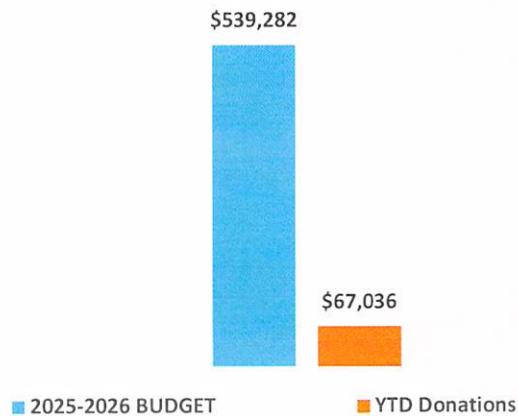
Percent of Grant Year:                      25%

Account Category	2025-2026 BUDGET	YTD Spent	% Spent
Salaries	\$3,087,598	\$613,456	20%
Benefits	\$1,719,723	\$340,393	20%
Operations	\$370,364	\$23,909	6%
Training/Prof. Dev	\$44,144	\$5,668	13%
<b>TOTAL</b>	<b>\$5,221,828</b>	<b>\$983,426</b>	<b>19%</b>

### HS IN-KIND

Donation	2025-2026 BUDGET	YTD Donations	% Donated
Parent Volunteers/Comm Volunteers	\$539,282	\$67,036	12%
Professional Services	\$87,375	\$25,500	29%
Ind. Costs	\$678,838	\$169,709	25%
<b>TOTAL</b>	<b>\$1,305,495</b>	<b>\$262,245</b>	<b>20%</b>

### HS IN-KIND: Parents & Community Participation





## *Davis Head Start/Early Head Start*

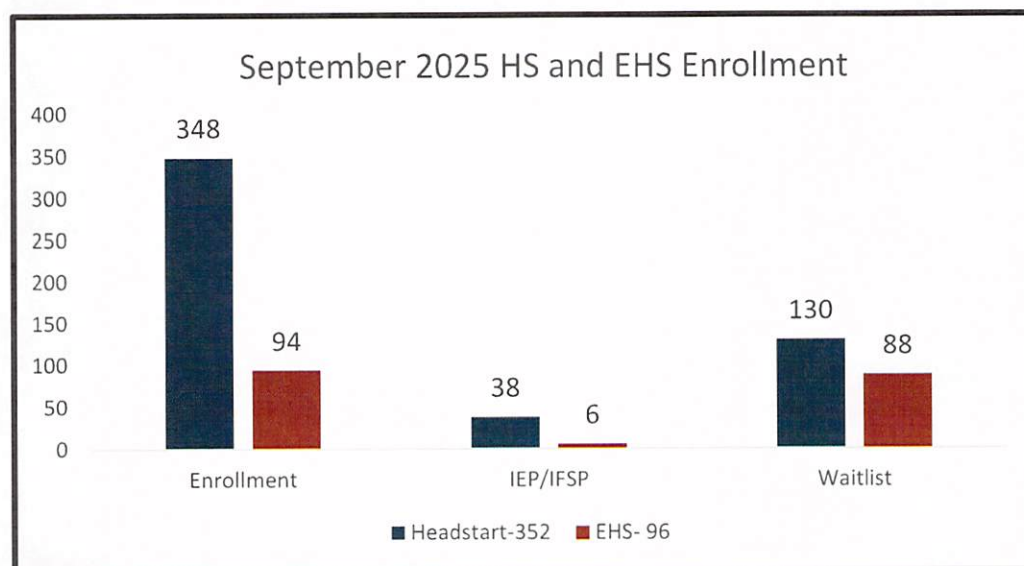
### USDA Reimbursement Report September 2025

#### *Head Start*

Monthly Reimbursement	\$ 599.76
Year to date Reimbursement	\$ 763.56

#### *Early Head Start*

Monthly Reimbursement	\$ 1122.76
Year to date Reimbursement	\$ 1802.77



HS Enrollment	348
HS IEP	38
HS Waitlist	130

EHS Enrollment	94
EHS IFSP	6
EHS Waitlist	88

Attendance	
Head Start	88%
EHS Center-Based	79%
EHS Home Visits	84%
EHS Play Groups	21%