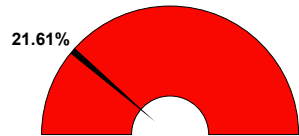


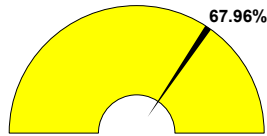
General Fund | Revenue Dashboard

For the Period Ending March 31, 2020

Projected Year End Fund Balance as % of Budgeted Revenues




Actual YTD Revenues



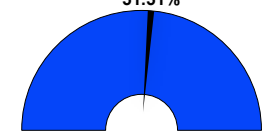
Projected YTD Revenues
82.50%

Actual YTD Local Sources



Projected YTD Local Sources
95.78%

Actual YTD State Sources

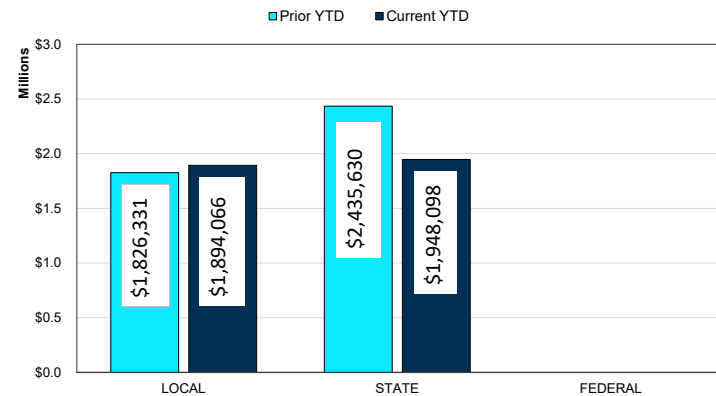


Projected YTD State Sources
75.92%

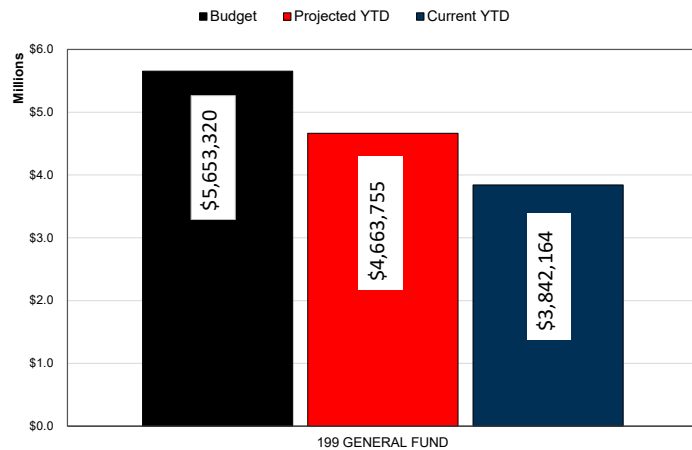
Top 10 Sources of Revenue Year-to-Date

Taxes-Current Year Levy	\$1,729,712
Foundation Entitlements	\$1,711,927
Trs/Trs Care On-Behalf Payment	\$172,453
Taxes, Prior Years	\$81,413
Per Capita Apportionment	\$56,626
Athletic Activity	\$25,458
Earnings Temp Deposits/Invest	\$19,574
Rent	\$18,675
Penalties-Interest-Oth Tax Rev	\$13,077
Sp Ed Funds	\$7,092
Percent of Total Revenues YTD	99.84%

Revenue by Source



Revenue Comparison



Revenue by Source

