

Ector County Independent School District
Gale Pond Alamo Elementary
2023-2024 Campus Improvement Plan



Board Goals

Board Goal 1: Through foundational excellence, talent development and the learning journey, the percentage of students achieving or exceeding the meets standard on state assessments will increase from 32% to 60% by May 2024 across all tested content areas.

Performance Objective 1: By the end of the 2023-2024 school year, the percentage of our students tested on MAP who meet or exceed their yearly growth projection in math will grow from 68% to 75%.





High Priority

Indicators of Success:

Growth (MAP) - % of student end of year RIT score met or exceeded individual growth projections based upon MAP - 2024 Goal: 58%

Evaluation Data Sources: BOY MAP - Baseline data, MOY MAP - Benchmark, EOY MAP - Goal Achievement

Strategy 1 Details	Reviews			
<p>Strategy 1: We will monitor data weekly during Professional Learning Communities. Data to include short cycle assessments, district benchmarks, and MAP data.</p> <p>Strategy's Expected Result/Impact: Evaluation of data creates a solid model for backward planning and reteach.</p> <p>Staff Responsible for Monitoring: Admin, Instructional Coach, Teachers</p> <p>Title I: 2.4, 2.5, 2.6</p> <p>- TEA Priorities: Build a foundation of reading and math</p> <p>- ESF Levers: Lever 1: Strong School Leadership and Planning, Lever 5: Effective Instruction</p> <p>Funding Sources: - Title One School-wide - \$80,000</p>	Formative			Summative
	Oct	Jan	Mar	May

Strategy 2 Details	Reviews			
<p>Strategy 2: Based on evaluation of need, students in grades 3-5 will be enrolled in high impact tutoring with FEV tutoring.</p> <p>Strategy's Expected Result/Impact: Students will actively participate in weekly tutoring with a one on one tutor to address areas of need based on the beginning of the year MAP assessment.</p> <p>Staff Responsible for Monitoring: Admin, Instructional Coach, Teachers, FEV</p> <p>Title I: 2.4, 2.5, 2.6</p> <p>- TEA Priorities: Build a foundation of reading and math</p> <p>- ESF Levers: Lever 1: Strong School Leadership and Planning, Lever 4: High-Quality Instructional Materials and Assessments, Lever 5: Effective Instruction</p> <p>- Results Driven Accountability</p>	Formative			Summative
	Oct	Jan	Mar	May
<div style="display: flex; justify-content: space-around; align-items: center;"> <div style="text-align: center;">  No Progress </div> <div style="text-align: center;">  Accomplished </div> <div style="text-align: center;">  Continue/Modify </div> <div style="text-align: center;">  Discontinue </div> </div>				

Board Goal 1: Through foundational excellence, talent development and the learning journey, the percentage of students achieving or exceeding the meets standard on state assessments will increase from 32% to 60% by May 2024 across all tested content areas.

Performance Objective 2: By the end of the 2023-2024 school year, the percentage of our students tested on MAP who meet or exceed their yearly growth projection in math will grow from 56% to 65%.





High Priority

Indicators of Success:

Growth (MAP) - % of student end of year RIT score met or exceeded individual growth projections based upon MAP - 2024 Goal: 58%

Evaluation Data Sources: BOY MAP - Baseline data, MOY MAP - Benchmark, EOY MAP - Goal Achievement

Strategy 1 Details	Reviews			
<p>Strategy 1: We will monitor data weekly during Professional Learning Communities. Data to include Istation monthly progress monitoring, short cycle assessments, district benchmarks, and MAP data.</p> <p>Strategy's Expected Result/Impact: Evaluation of data creates a solid model for backward planning and reteach.</p> <p>Staff Responsible for Monitoring: Admin, Instructional Coach, Teachers</p> <p>Title I: 2.4, 2.5, 2.6</p> <p>- TEA Priorities: Build a foundation of reading and math</p> <p>- ESF Levers: Lever 1: Strong School Leadership and Planning, Lever 5: Effective Instruction</p> <p>- Results Driven Accountability</p> <p>Funding Sources: Instructional Coach - Title One School-wide - \$80,000, Dyslexia Specialist - State Comp Ed - \$80,000</p>	Formative			Summative
	Oct	Jan	Mar	May

Strategy 2 Details	Reviews			
<p>Strategy 2: Based on evaluation of need, students in grades 3-5 will be enrolled in high impact tutoring with FEV tutoring.</p> <p>Strategy's Expected Result/Impact: Students will actively participate in weekly tutoring with a one on one tutor to address areas of need based on the beginning of the year MAP assessment.</p> <p>Staff Responsible for Monitoring: Admin, Instructional Coach, Teachers, FEV</p> <p>Title I: 2.4, 2.5, 2.6</p> <p>- TEA Priorities: Build a foundation of reading and math</p> <p>- ESF Levers: Lever 1: Strong School Leadership and Planning, Lever 4: High-Quality Instructional Materials and Assessments</p> <p>- Additional Targeted Support Strategy - Results Driven Accountability</p>	Formative			Summative
	Oct	Jan	Mar	May
<div style="display: flex; justify-content: space-around; align-items: center;"> <div style="text-align: center;">  No Progress </div> <div style="text-align: center;">  Accomplished </div> <div style="text-align: center;">  Continue/Modify </div> <div style="text-align: center;">  Discontinue </div> </div>				





Board Goal 1: Through foundational excellence, talent development and the learning journey, the percentage of students achieving or exceeding the meets standard on state assessments will increase from 32% to 60% by May 2024 across all tested content areas.

Performance Objective 3: By the end of the 2023-2024 school year, our meets percentage in STAAR Math will increase from 60% to 65%.

Indicators of Success:

Growth (STAAR) - % of students who meet or exceed the STAAR progress measure - 2024 Goal: 75%

Evaluation Data Sources: STAAR Interim Assessments

Strategy 1 Details	Reviews			
<p>Strategy 1: Based on evaluation of need, students in grades 3-5 will be enrolled in high impact tutoring with FEV tutoring.</p> <p>Strategy's Expected Result/Impact: Students will actively participate in weekly tutoring with a one on one tutor to address areas of need based on the beginning of the year MAP assessment.</p> <p>Staff Responsible for Monitoring: Admin, Instructional Coach, Teachers, FEV</p> <p>Title I: 2.4, 2.5, 2.6</p> <p>- ESF Levers: Lever 1: Strong School Leadership and Planning, Lever 4: High-Quality Instructional Materials and Assessments</p> <p>- Targeted Support Strategy - Results Driven Accountability</p>	Formative			Summative
	Oct	Jan	Mar	May
<p style="text-align: center;">  No Progress  Accomplished  Continue/Modify  Discontinue </p>				





Board Goal 1: Through foundational excellence, talent development and the learning journey, the percentage of students achieving or exceeding the meets standard on state assessments will increase from 32% to 60% by May 2024 across all tested content areas.

Performance Objective 4: By the end of the 2023-2024 school year, our meets percentage in STAAR Reading will increase from 61% to 65%.

Indicators of Success:

Growth (STAAR) - % of students who meet or exceed the STAAR progress measure - 2024 Goal: 75%

Evaluation Data Sources: STAAR Interim Assessments

Strategy 1 Details	Reviews			
<p>Strategy 1: Based on evaluation of need, students in grades 3-5 will be enrolled in high impact tutoring with FEV tutoring.</p> <p>Strategy's Expected Result/Impact: Students will actively participate in weekly tutoring with a one on one tutor to address areas of need based on the beginning of the year MAP assessment.</p> <p>Staff Responsible for Monitoring: Admin, Instructional Coach, Teachers, FEV</p> <p>Title I: 2.4, 2.5, 2.6</p> <p>- ESF Levers: Lever 1: Strong School Leadership and Planning, Lever 4: High-Quality Instructional Materials and Assessments</p> <p>- Targeted Support Strategy - Results Driven Accountability</p>	Formative			Summative
	Oct	Jan	Mar	May
<p style="text-align: center;">  No Progress  Accomplished  Continue/Modify  Discontinue </p>				

Board Goal 2: Through foundational excellence, talent development and the learning journey, the percentage of 3rd grade students reading at or above grade level will increase from 35% to 45% by May 2024.

Performance Objective 1: By the end of the 2023-2024 school year, the number of students testing at or above grade level on their end of the year Istation assessment will go from 60% to 70%.

Indicators of Success:

3rd Grade Composite (reading and math) - % of 3rd grade students achieving the meets or exceeds standard in both reading and math on STAAR - 2024 Goal: 35%

Evaluation Data Sources: Monthly monitoring and dis-aggregation of Istation assessments.

Strategy 1 Details	Reviews			
<p>Strategy 1: Following monthly Istation assessment, K-2 reading teachers will meet with our Instructional Coach and the Admin team to look at skills reports to identify groupings and instruction for students based on areas of need.</p> <p>Strategy's Expected Result/Impact: Identify high areas of impact for learners and build individualized learning plans for students.</p> <p>Staff Responsible for Monitoring: Admin, Instructional Coach, Teachers</p> <p>Title I: 2.4, 2.5, 2.6</p> <p>- TEA Priorities: Build a foundation of reading and math</p> <p>- ESF Levers: Lever 1: Strong School Leadership and Planning, Lever 4: High-Quality Instructional Materials and Assessments, Lever 5: Effective Instruction</p>	Formative			Summative
	Oct	Jan	Mar	May
Strategy 2 Details	Reviews			
<p>Strategy 2: The campus will provide Istation training to the teachers to help them better understand the resource and the tools available.</p> <p>Strategy's Expected Result/Impact: Teachers can dig into Istation at a deeper level and understand how to run</p>	Formative			Summative
	Oct	Jan	Mar	May

reports and evaluate and use data to improve the scores of students.

Staff Responsible for Monitoring: Admin, Instructional Coach, Teachers

Title I:

2.4, 2.5, 2.6

- TEA Priorities:

Recruit, support, retain teachers and principals, Build a foundation of reading and math

- ESF Levers:

Lever 1: Strong School Leadership and Planning, Lever 3: Positive School Culture, Lever 4: High-Quality Instructional Materials and Assessments, Lever 5: Effective Instruction



No Progress



Accomplished



Continue/Modify



Discontinue





Board Goal 2: Through foundational excellence, talent development and the learning journey, the percentage of 3rd grade students reading at or above grade level will increase from 35% to 45% by May 2024.

Performance Objective 2: By the end of the 2023-2024 school year, the percentage of our K-2 students tested on MAP who meet or exceed their yearly growth projection in math will grow from 54% to 65%.

Indicators of Success:

Growth (MAP) - % of student end of year RIT score met or exceeded individual growth projections based upon MAP - 2024 Goal: 58%

Evaluation Data Sources: BOY MAP - Baseline data, MOY MAP - Benchmark, EOY MAP - Goal Achievement

Strategy 1 Details	Reviews			
<p>Strategy 1: K-2 teachers will use Saxon phonics daily to address foundational skills. Strategy's Expected Result/Impact: Teachers will provide high quality instruction to address foundational skills. Staff Responsible for Monitoring: Admin, Instructional Coach, Teachers</p> <p>Title I: 2.4, 2.5, 2.6 - TEA Priorities: Recruit, support, retain teachers and principals, Build a foundation of reading and math - ESF Levers: Lever 1: Strong School Leadership and Planning, Lever 2: Strategic Staffing, Lever 4: High-Quality Instructional Materials and Assessments, Lever 5: Effective Instruction - Results Driven Accountability</p>	Formative			Summative
	Oct	Jan	Mar	May
Strategy 2 Details	Reviews			
<p>Strategy 2: We will monitor data weekly during Professional Learning Communities. Data to include short cycle assessments, district benchmarks, and MAP data. Strategy's Expected Result/Impact: Evaluation of data creates a solid model for backward planning and reteach. Staff Responsible for Monitoring: Admin, Instructional Coach, Teachers</p> <p>Results Driven Accountability</p>	Formative			Summative
	Oct	Jan	Mar	May
<p style="text-align: center;">  No Progress  Accomplished  Continue/Modify  Discontinue </p>				

Board Goal 2: Through foundational excellence, talent development and the learning journey, the percentage of 3rd grade students reading at or above grade level will increase from 35% to 45% by May 2024.

Performance Objective 3: By the end of the 2023-2024 school year, the percentage of our 3rd grade students tested on MAP who meet or exceed their yearly growth projection in math will grow from 61% to 70%.

Indicators of Success:

3rd Grade Composite (reading and math) - % of 3rd grade students achieving the meets or exceeds standard in both reading and math on STAAR - 2024 Goal: 35%

Evaluation Data Sources: BOY MAP - Baseline data, MOY MAP - Benchmark, EOY MAP - Goal Achievement

Strategy 1 Details	Reviews			
<p>Strategy 1: We will monitor data weekly during Professional Learning Communities. Data to include short cycle assessments, district benchmarks, and MAP data.</p> <p>Strategy's Expected Result/Impact: Evaluation of data creates a solid model for backward planning and reteach.</p> <p>Staff Responsible for Monitoring: Admin, Instructional Coach, Teachers</p> <p>Title I: 2.4, 2.5, 2.6</p> <p>- TEA Priorities: Build a foundation of reading and math</p> <p>- ESF Levers: Lever 1: Strong School Leadership and Planning, Lever 4: High-Quality Instructional Materials and Assessments, Lever 5: Effective Instruction</p> <p>- Results Driven Accountability</p>	Formative			Summative
	Oct	Jan	Mar	May
Strategy 2 Details	Reviews			
<p>Strategy 2: Based on evaluation of need, students in 3rd grade will be enrolled in high impact tutoring with FEV tutoring.</p> <p>Strategy's Expected Result/Impact: Students will actively participate in weekly tutoring with a one on one tutor to address areas of need based on the beginning of the year MAP assessment.</p>	Formative			Summative
	Oct	Jan	Mar	May

Staff Responsible for Monitoring: Admin, Instructional Coach, Teachers, FEV

Title I:

2.4, 2.5, 2.6

- TEA Priorities:

Build a foundation of reading and math

- ESF Levers:

Lever 1: Strong School Leadership and Planning, Lever 4: High-Quality Instructional Materials and Assessments,

Lever 5: Effective Instruction

- Results Driven Accountability



No Progress



Accomplished



Continue/Modify



Discontinue





Board Goal 2: Through foundational excellence, talent development and the learning journey, the percentage of 3rd grade students reading at or above grade level will increase from 35% to 45% by May 2024.

Performance Objective 4: By the end of the 2023-2024 school year, the percentage of our 3rd grade students tested STAAR score meets on their STAAR reading test will grow from 41% to 46%.

Indicators of Success:

Growth (STAAR) - % of students who meet or exceed the STAAR progress measure - 2024 Goal: 75%

Evaluation Data Sources: STAAR Interim Assessments

Strategy 1 Details	Reviews			
<p>Strategy 1: Based on evaluation of need, students in grades 3 will be enrolled in high impact tutoring with FEV tutoring. Strategy's Expected Result/Impact: Students will actively participate in weekly tutoring with a one on one tutor to address areas of need based on the beginning of the year MAP assessment. Staff Responsible for Monitoring: Admin, Instructional Coach, Teachers, FEV</p> <p>Title I: 2.4, 2.5, 2.6 - ESF Levers: Lever 1: Strong School Leadership and Planning, Lever 4: High-Quality Instructional Materials and Assessments - Targeted Support Strategy - Results Driven Accountability</p>	Formative			Summative
	Oct	Jan	Mar	May
<p style="text-align: center;">  No Progress  Accomplished  Continue/Modify  Discontinue </p>				

Board Goal 3: Through foundational excellence, talent development and the learning journey, the percentage of high school graduates considered College, Career or Military Ready will increase from 56% to 65% by May 2024.





Performance Objective 1: By the end of the year, our School Connectedness indicator as assessed by the student survey in Panorama will increase from 75% to 80%.

High Priority

Indicators of Success:

School Connectedness - The belief held by students that adults and peers in the school care about their learning as well as about them as individuals - 2024 Goal: 63%

Evaluation Data Sources: Panorama Survey

Strategy 1 Details	Reviews			
<p>Strategy 1: The campus will implement the 7 mindsets curriculum with fidelity. Strategy's Expected Result/Impact: Students will have a better understanding of connectedness. Staff Responsible for Monitoring: Admin, Instructional Coach, Teachers, Counselor</p> <p>Title I: 2.5, 2.6, 4.1 - ESF Levers: Lever 3: Positive School Culture - Results Driven Accountability</p>	Formative			Summative
	Oct	Jan	Mar	May
Strategy 2 Details	Reviews			
<p>Strategy 2: Our school counselor will meet with all classes weekly and provide character ed lessons that are integrated into the 7 mindsets curriculum. Strategy's Expected Result/Impact: Students will be able to develop a deeper understanding of connectedness and develop themselves as individuals. Staff Responsible for Monitoring: Admin, Counselor</p> <p>Title I: 2.5, 2.6 - ESF Levers: Lever 3: Positive School Culture - Results Driven Accountability</p>	Formative			Summative
	Oct	Jan	Mar	May
<div style="display: flex; justify-content: space-around; align-items: center;">  No Progress  Accomplished  Continue/Modify  Discontinue </div>				

Board Goal 3: Through foundational excellence, talent development and the learning journey, the percentage of high school graduates considered College, Career or Military Ready will increase from 56% to 65% by May 2024.





Performance Objective 2: By the end of the year, our Sense of Belonging indicator as assessed by the student survey in Panorama will increase from 77% to 80%.

High Priority

Indicators of Success:

School Connectedness - The belief held by students that adults and peers in the school care about their learning as well as about them as individuals - 2024 Goal: 63%

Evaluation Data Sources: Panorama Survey

Strategy 1 Details	Reviews			
<p>Strategy 1: We will establish a student of the month program.</p> <p>Strategy's Expected Result/Impact: Students will understand develop an understanding of character and strive to exhibit high levels of morale and character.</p> <p>Staff Responsible for Monitoring: Admin, Counselor, Teachers</p> <p>Title I: 2.5, 2.6</p> <p>- ESF Levers: Lever 3: Positive School Culture</p> <p>- Results Driven Accountability</p>	Formative			Summative
	Oct	Jan	Mar	May
Strategy 2 Details	Reviews			
<p>Strategy 2: Our campus will establish a junior VIP program.</p> <p>Strategy's Expected Result/Impact: Students will seek to excel in behavior to be able to participate in the junior VIP program.</p> <p>Staff Responsible for Monitoring: Admin, Counselor, Teachers</p> <p>Title I: 2.5, 2.6</p> <p>- ESF Levers: Lever 3: Positive School Culture</p> <p>- Results Driven Accountability</p>	Formative			Summative
	Oct	Jan	Mar	May
<div style="display: flex; justify-content: space-around; align-items: center;"> <div style="text-align: center;">  No Progress </div> <div style="text-align: center;">  Accomplished </div> <div style="text-align: center;">  Continue/Modify </div> <div style="text-align: center;">  Discontinue </div> </div>				





Board Goal 3: Through foundational excellence, talent development and the learning journey, the percentage of high school graduates considered College, Career or Military Ready will increase from 56% to 65% by May 2024.

Performance Objective 3: By the end of the year 100% of our 3rd - 5th grade students will use AVID planners to support organization and learning engagement.

Indicators of Success:

Academic Gaps - The performance of ECISD student subgroups compared to their peers across the state of Texas (Domain 3) - 2024 Goal: 51%

Evaluation Data Sources: Professional Learning Communities, AVID Self Assessments

Strategy 1 Details	Reviews			
<p>Strategy 1: Our Assistant Principal will attend monthly AVID meetings and will present relevant information to our staff in professional learning communities.</p> <p>Strategy's Expected Result/Impact: Teachers will increase the level or rigor of their questioning and lessons.</p> <p>Staff Responsible for Monitoring: Admin, Teachers</p> <p>TEA Priorities: Build a foundation of reading and math, Connect high school to career and college</p> <p>- ESF Levers: Lever 1: Strong School Leadership and Planning, Lever 4: High-Quality Instructional Materials and Assessments, Lever 5: Effective Instruction</p>	Formative			Summative
	Oct	Jan	Mar	May
Strategy 2 Details	Reviews			
<p>Strategy 2: Our campus will provide AVID planners to all 3rd - 5th students and will discuss implementation with teachers during PLCs.</p> <p>Strategy's Expected Result/Impact: Teachers will learn about the AVID program and the various pillars of AVID.</p> <p>Staff Responsible for Monitoring: Admin, Teachers</p> <p>TEA Priorities: Recruit, support, retain teachers and principals, Connect high school to career and college</p> <p>- ESF Levers: Lever 4: High-Quality Instructional Materials and Assessments, Lever 5: Effective Instruction</p>	Formative			Summative
	Oct	Jan	Mar	May
<div style="display: flex; justify-content: space-around; align-items: center;"> <div style="text-align: center;">  No Progress </div> <div style="text-align: center;">  Accomplished </div> <div style="text-align: center;">  Continue/Modify </div> <div style="text-align: center;">  Discontinue </div> </div>				

Board Goal 3: Through foundational excellence, talent development and the learning journey, the percentage of high school graduates considered College, Career or Military Ready will increase from 56% to 65% by May 2024.





Performance Objective 4: By the end of the 2023-2024 school year our campus attendance percentage will increase from 95% to 97%.

High Priority

Indicators of Success:

Attendance - % of student daily attendance - 2024 Goal: 95%

Evaluation Data Sources: Attendance reports

Strategy 1 Details	Reviews			
<p>Strategy 1: Our campus will establish attendance incentive opportunities for students centered around the half days. Strategy's Expected Result/Impact: More students will attend school on the half days. Staff Responsible for Monitoring: Admin, Attendance Clerk</p> <p>ESF Levers: Lever 1: Strong School Leadership and Planning, Lever 3: Positive School Culture - Results Driven Accountability</p>	Formative			Summative
	Oct	Jan	Mar	May
Strategy 2 Details	Reviews			
<p>Strategy 2: Our campus will have parents sign the magnet contract that addresses magnet attendance and provide regular attendance notifications throughout the year. Strategy's Expected Result/Impact: Parents and students will be aware of the attendance expectations. Staff Responsible for Monitoring: Admin, Attendance Clerk, Teachers</p> <p>Title I: 4.1 - ESF Levers: Lever 3: Positive School Culture - Results Driven Accountability</p>	Formative			Summative
	Oct	Jan	Mar	May
<p style="text-align: center;">  No Progress  Accomplished  Continue/Modify  Discontinue </p>				