



UNITED INDEPENDENT SCHOOL DISTRICT INFORMATIONAL ITEM

TOPIC: Information on the New Accountability System for Spring 2018

SUBMITTED BY: Emma Leza, Executive Director of Instructional Accountability

OF: Curriculum and Instruction Department

APPROVED FOR TRANSMITTAL TO SCHOOL BOARD: _____

DATE ASSIGNED FOR BOARD CONSIDERATION: January 24, 2018

Informational Report:


Brief overview of the House Bill 22 New Accountability System for Spring 2018



The Implementation of House Bill 22

COLLABORATING TO BUILD A BETTER ACCOUNTABILITY SYSTEM





House Bill 22, 85th Texas Legislature

"The commissioner shall evaluate school district and campus performance and assign each district and campus an overall performance rating of"

A **B** **C** **D** or **F**



Three Domains: Combining to Calculate Overall Score



Best of Achievement or Progress



Student
Achievement



School
Progress

Minimum 30%



Closing
The Gaps

Spring 2018, each district will be issued an A - F rating for each Domain and obtain an Overall Rating from 2 Domains (best of domains 1 or 2 and 3).

Design Approach: Philosophical Commitments



"The commissioner shall ensure that the method used to evaluate performance is implemented in a manner that provides the mathematical possibility that all districts and campuses receive an A rating."

**No forced
distribution**



We WANT stability in the model; we do not want the bar to keep changing. We want to commit to something so the bar will remain static for five years, so the rules don't change.

**Law switched
from annually to
periodically**

A–F Accountability: New Labels/Grades



A = Exemplary Performance

B = Recognized Performance

C = Acceptable Performance

D = In Need of Improvement

F = Unacceptable Performance




Student Achievement: Performance

A white icon on a blue background depicting a person reading a book.

**Student
Achievement**

A white icon on a blue background depicting a person with an upward-pointing arrow and a bar chart.

**School
Progress**

A white icon on a blue background depicting a person with a line graph showing an upward trend.

**Closing
The Gaps**

Student Achievement: Calculating Score



Texas Higher Education Coordinating Board
 By 2030, at least 60 percent of Texans ages 25–34 will have a certificate or degree.

Student Achievement Score



A



	All Students
Total Tests	3,212
# Approaches Grade Level or Above	2,977
# Meets Grade Level or Above	1,945
# Masters Grade Level	878
% Approaches Grade Level or Above	92.7%
% Meets Grade Level or Above	60.6%
% Masters Grade Level	27.3%

Average of 3

$$92.7 + 60.6 + 27.3 / 3 = 60.2$$

School Progress: Growth



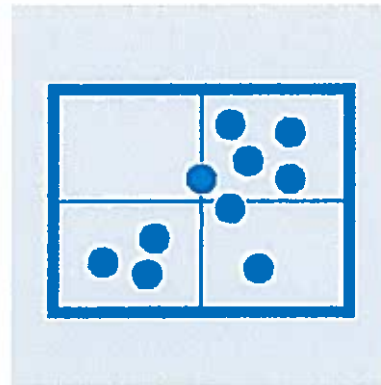
School Progress: Two Aspects to Progress



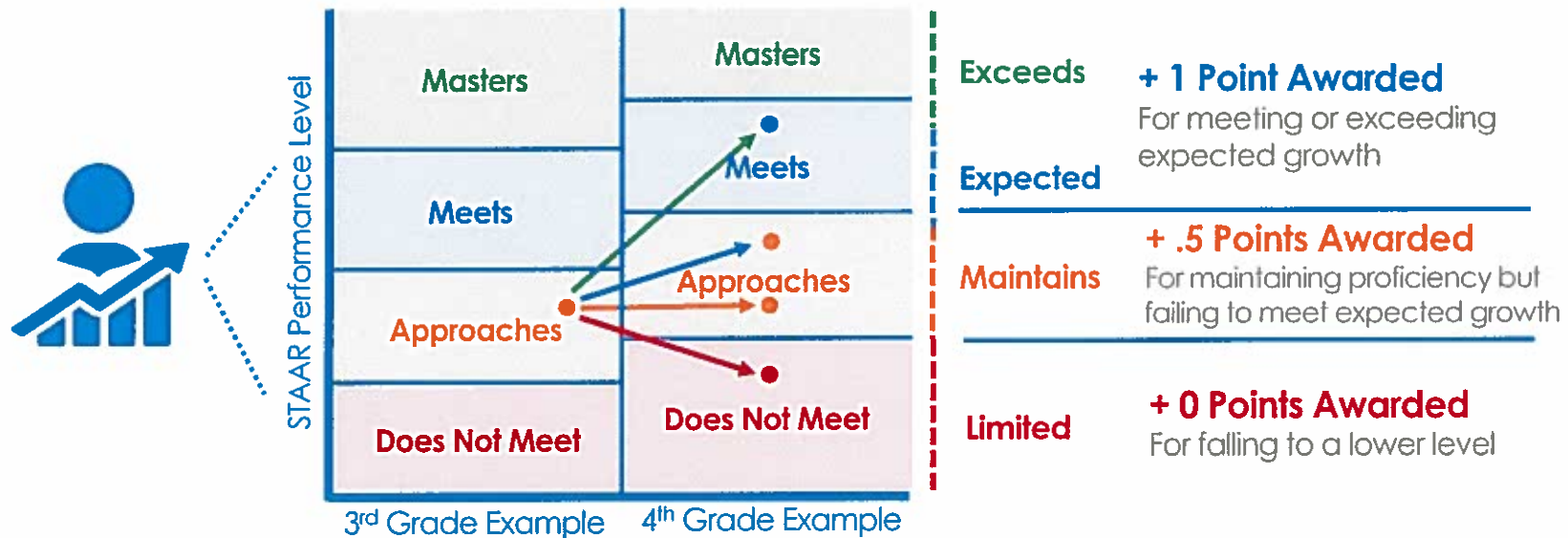
Part A: Student Growth



Part B: Relative Performance

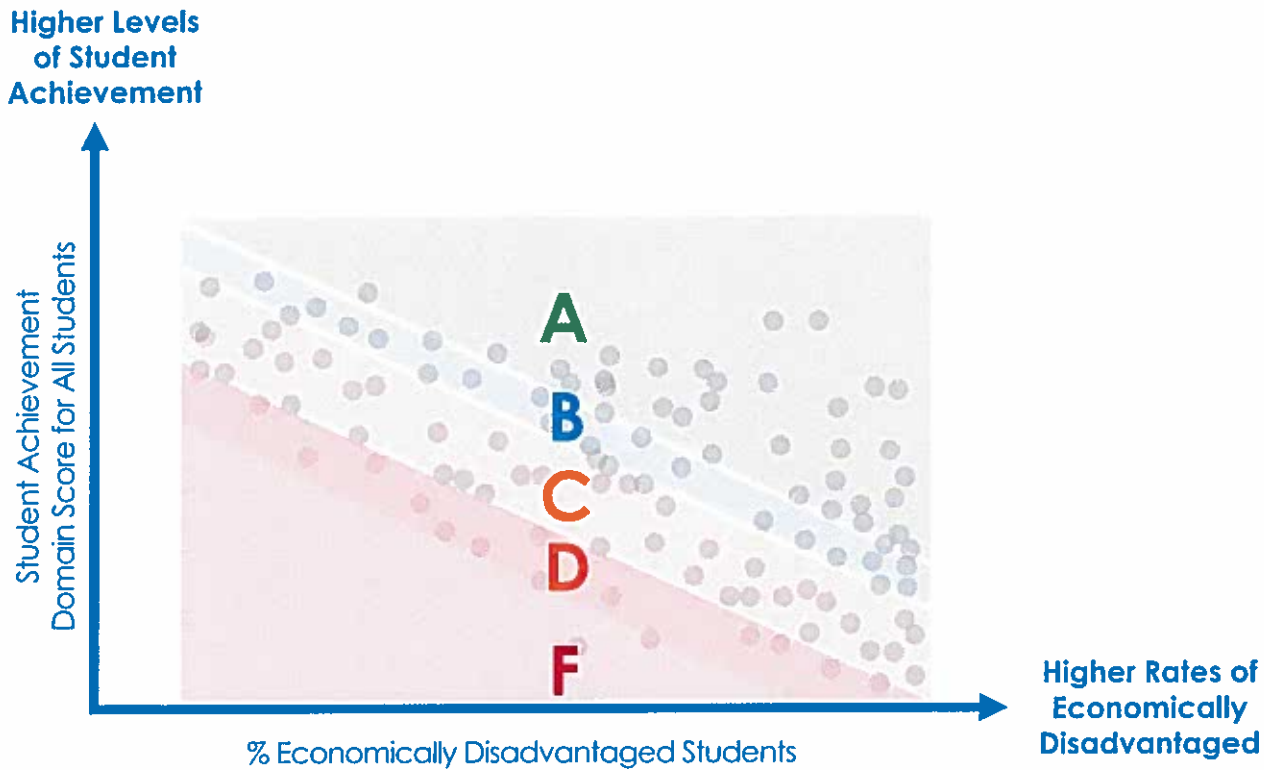


Student Growth: Measuring Advancement



This measure will be for elementary and middle schools.

Relative Performance: Measuring School Progress



This measure will be for elementary, middle and high schools.


Closing the Gaps: Ensuring Educational Equity



Student
Achievement

A light blue rectangular box containing a white icon of a person reading a book. Below the icon is a white rectangular area with the text "Student Achievement" in a dark blue, sans-serif font.

[Blank white box]

A light blue rectangular box containing a white icon of a person with an upward-pointing arrow and a bar chart. Below the icon is a white rectangular area that is currently blank.

Closing
The Gaps

A large blue rectangular box containing a white icon of a person with a line graph showing an upward trend. Below the icon is a white rectangular area with the text "Closing The Gaps" in a dark blue, sans-serif font.

Closing the Gaps: Ensuring Educational Equity



All Students




Race/Ethnicity



Special Education



Continuously Enrolled and Mobile



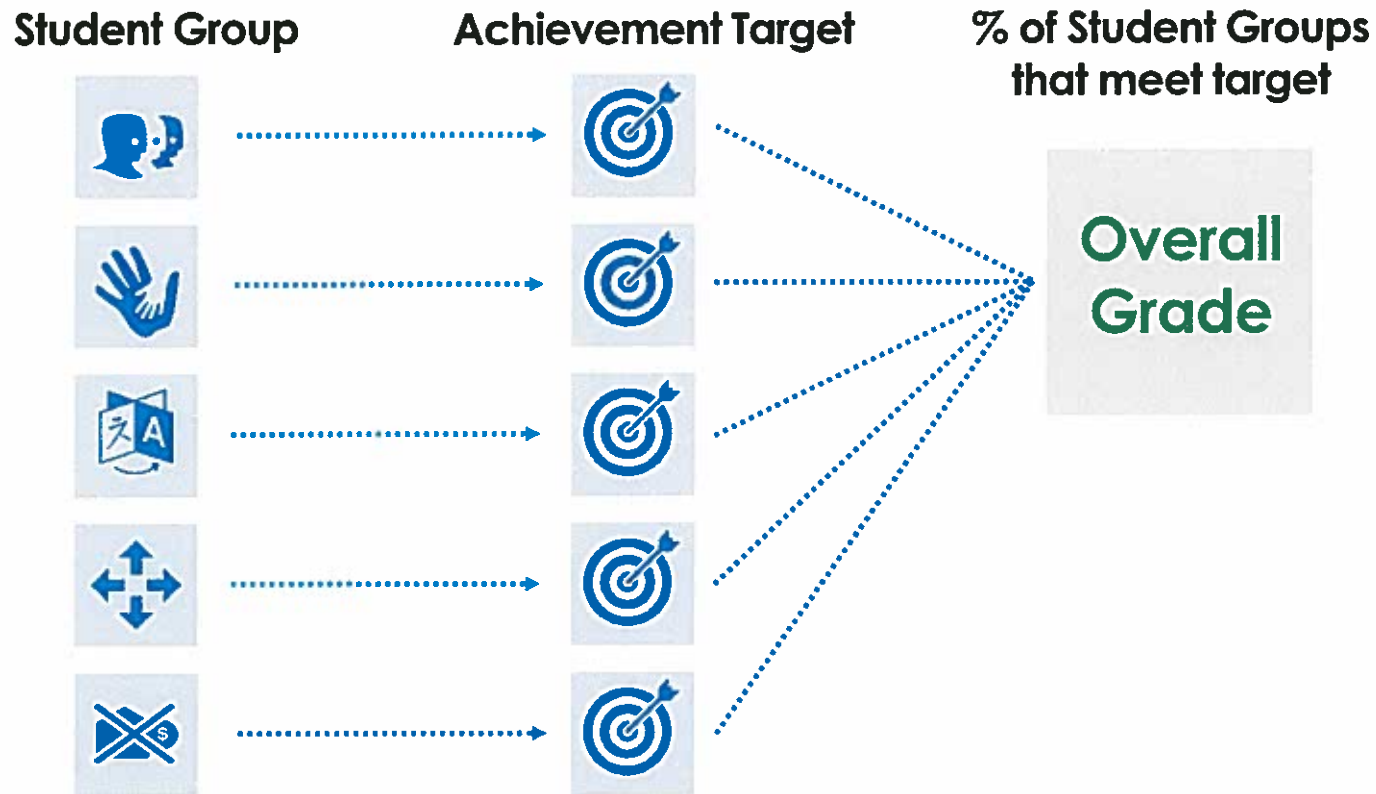
English Learners (ELs)



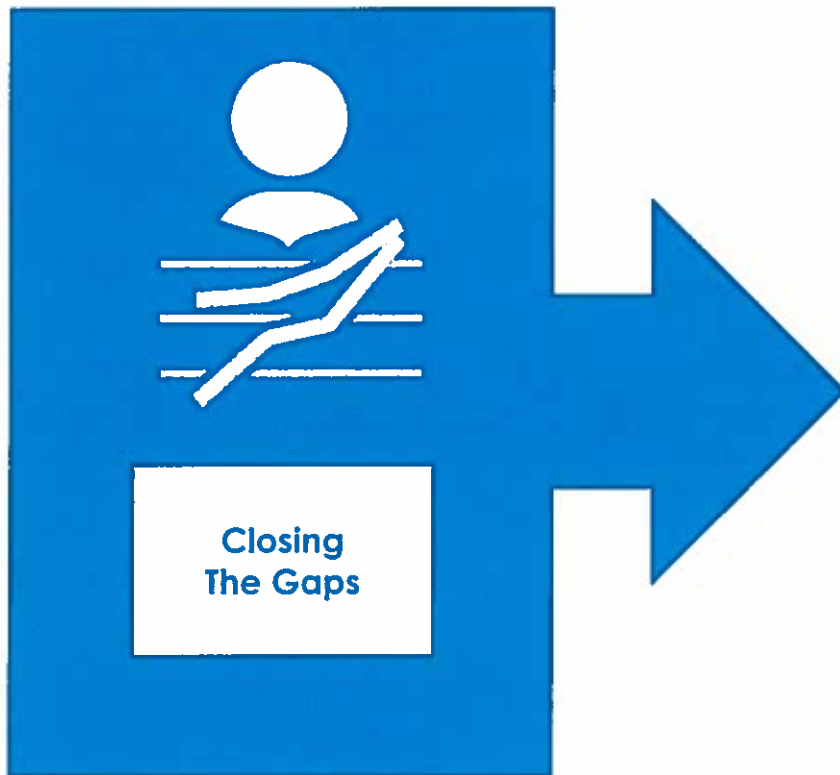
Economically Disadvantaged



Closing the Gaps: Ensuring Educational Equity



Closing the Gaps: Aligning Accountability Systems



Questions and Feedback



Feedback

- Survey link to come by email
- feedbackAF@tea.texas.gov

Resources

- <http://tea.texas.gov/A-F>
- <http://tea.texas.gov/accountability>
- performance.reporting@tea.texas.gov
- (512) 463-9704