



PUBLIC FUNDS ADVISORY

Pasadena ISD

Quarterly Investment Report

PRESENTED BY:

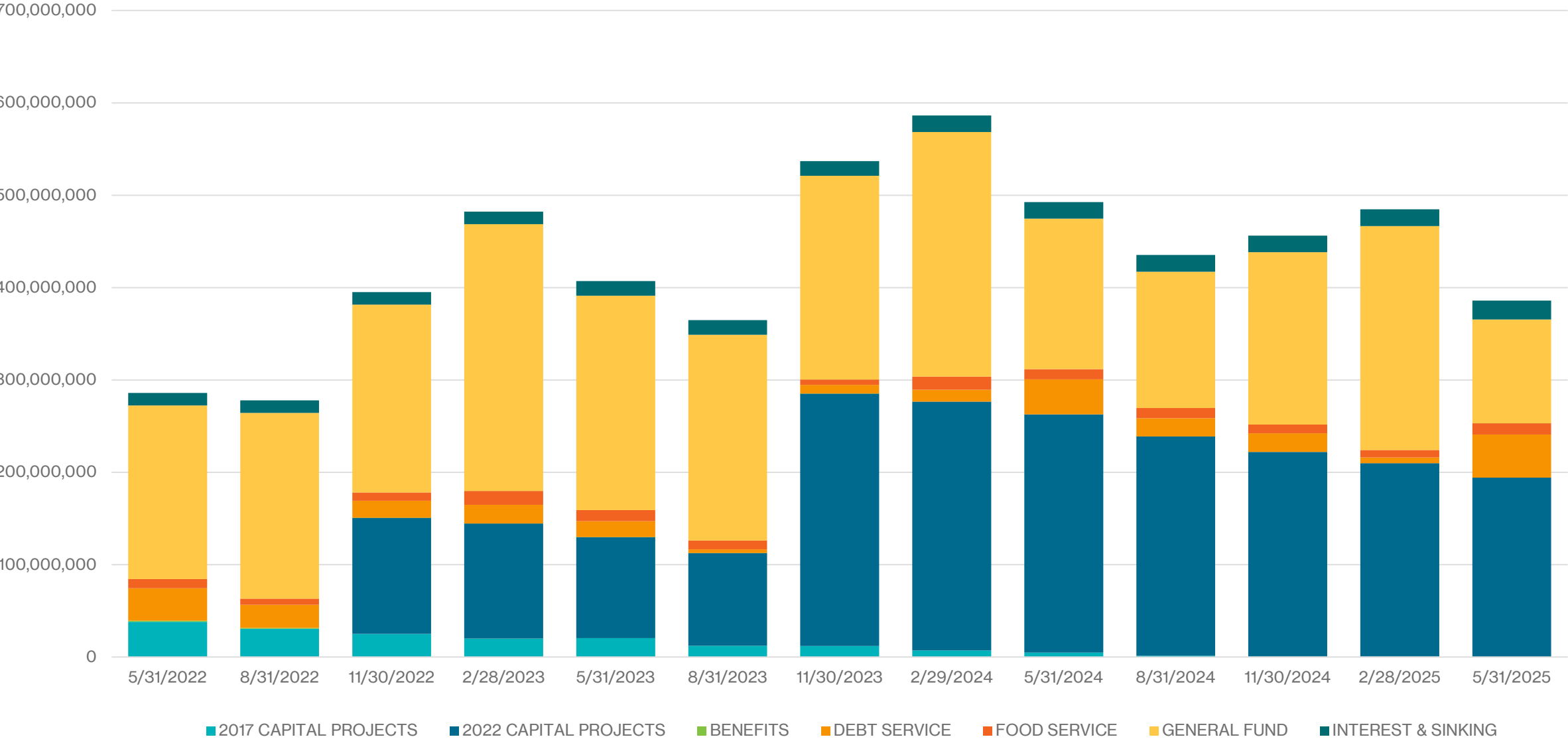
NICK VACCARI, CTP - REGIONAL DIRECTOR, ADVISORY SERVICES

MAY 31, 2025



MEEDER
PUBLIC FUNDS

Historical Fund Balances – All Funds



Portfolio Summary – General

As of 5/31/2025



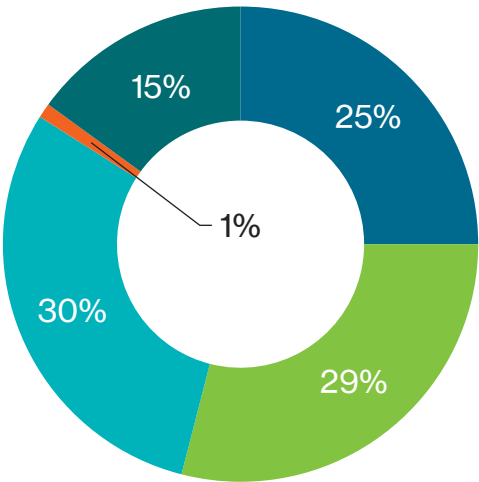
Your Portfolio

Cash/LGIPs	\$33,969,166
Securities Cost	\$78,438,726
Total	\$112,407,892

Your Portfolio

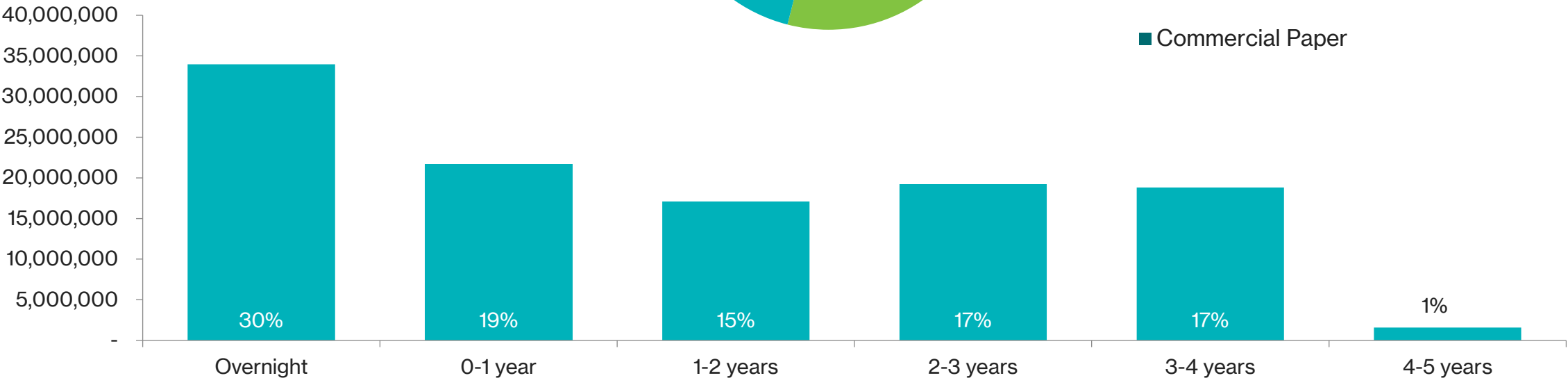
Weighted Average Maturity	1.39 years
Weighted Average Yield	4.47%
Est. Annual Interest Income	\$5,024,633

Your Asset Allocation



- US Government Agencies
- US Treasuries
- Local Government Investment Pools
- Gulf Coast Educations CD
- Commercial Paper

Your Maturity Distribution



Portfolio Summary – Capital Projects 2022

As of 5/31/2025

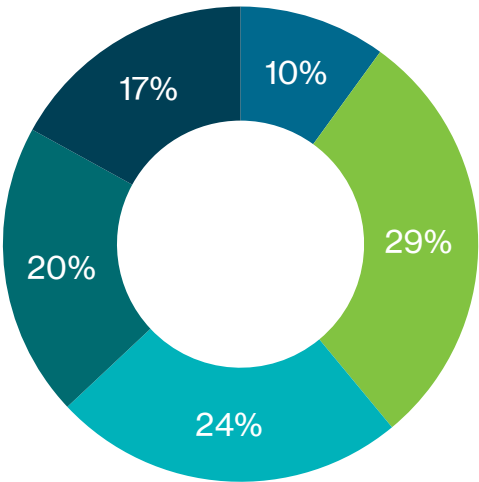
Your Portfolio

Cash/LGIPs	\$80,122,708
Securities Book Value	\$113,840,500
Total	\$193,963,208

Your Portfolio

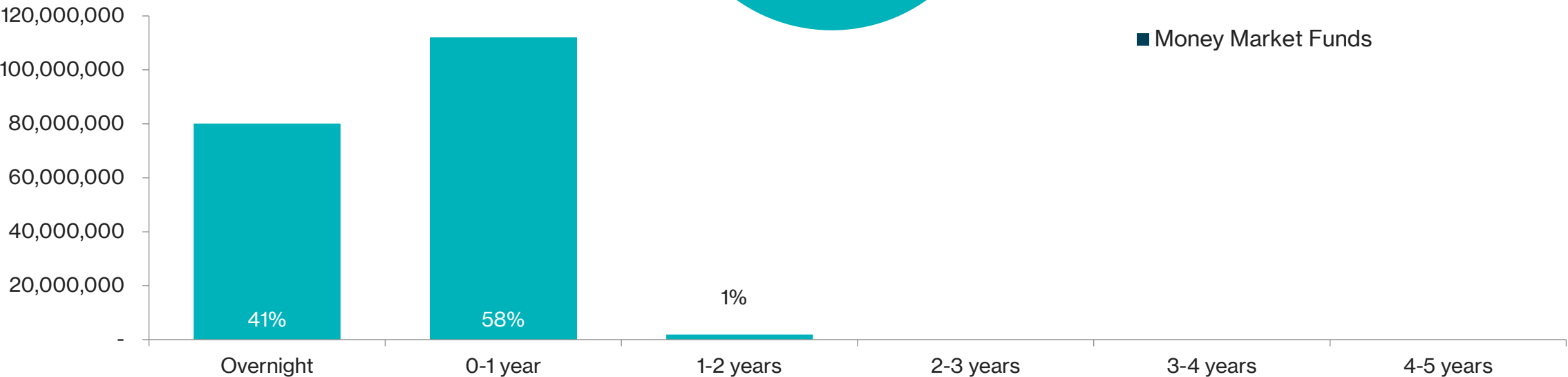
Weighted Average Maturity	0.18 years
Weighted Average Yield	4.58%
Est. Annual Interest Income	\$8,883,515

Your Asset Allocation



- US Government Agencies
- US Treasuries
- Local Government Investment Pools
- Commercial Paper
- Money Market Funds

Your Maturity Distribution



Portfolio Summary – Capital Projects 2017

As of 5/31/2025



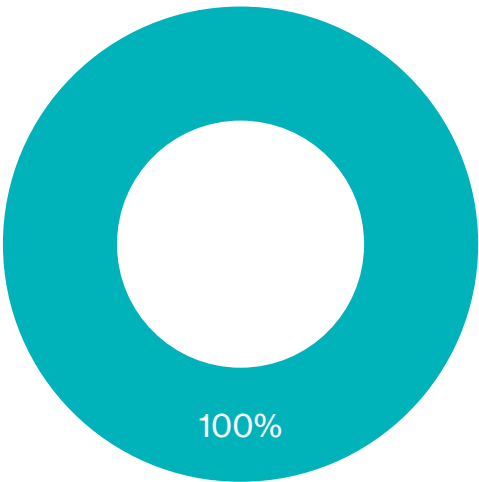
Your Portfolio

Cash/LGIPs	\$210,940
Securities Book Value	\$0
Total	\$ 210,940

Your Portfolio

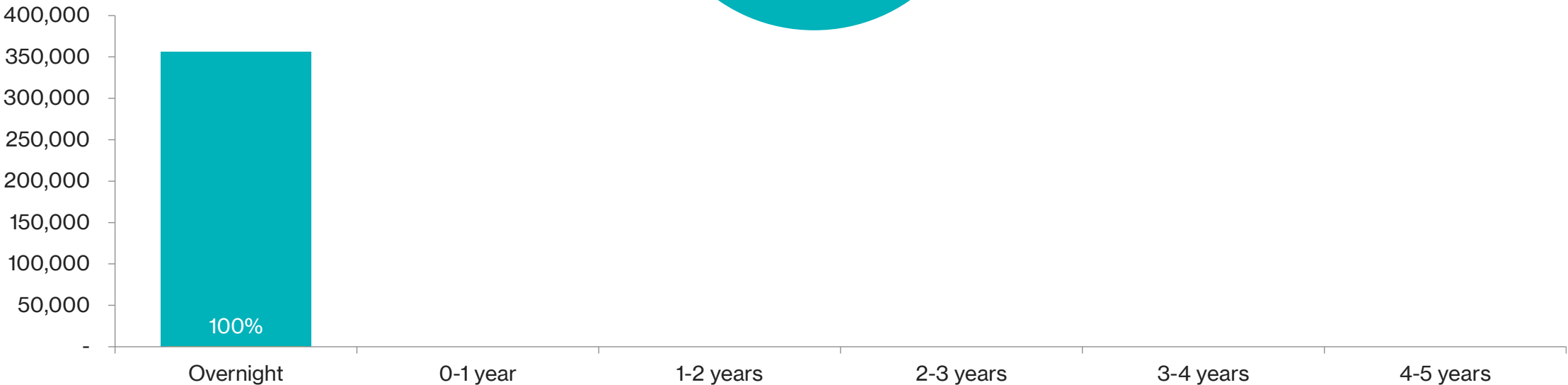
Weighted Average Maturity	0.00 years
Weighted Average Yield	4.42%
Est. Annual Interest Income	\$9,324

Your Asset Allocation



Local Government Investment Pools

Your Maturity Distribution



Portfolio Summary – Debt Service

As of 5/31/2025

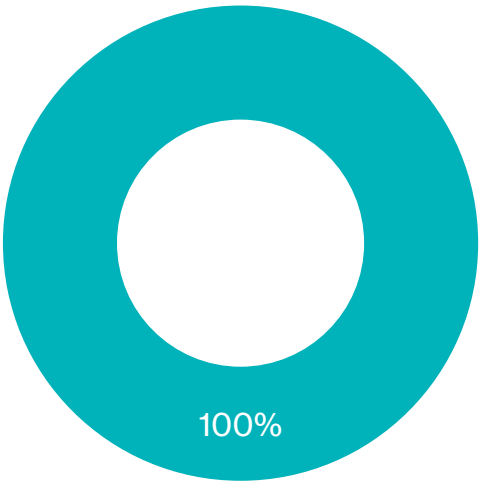
Your Portfolio

Cash/LGIPs	\$46,756,644
Securities Book Value	\$0
Total	\$46,756,644

Your Portfolio

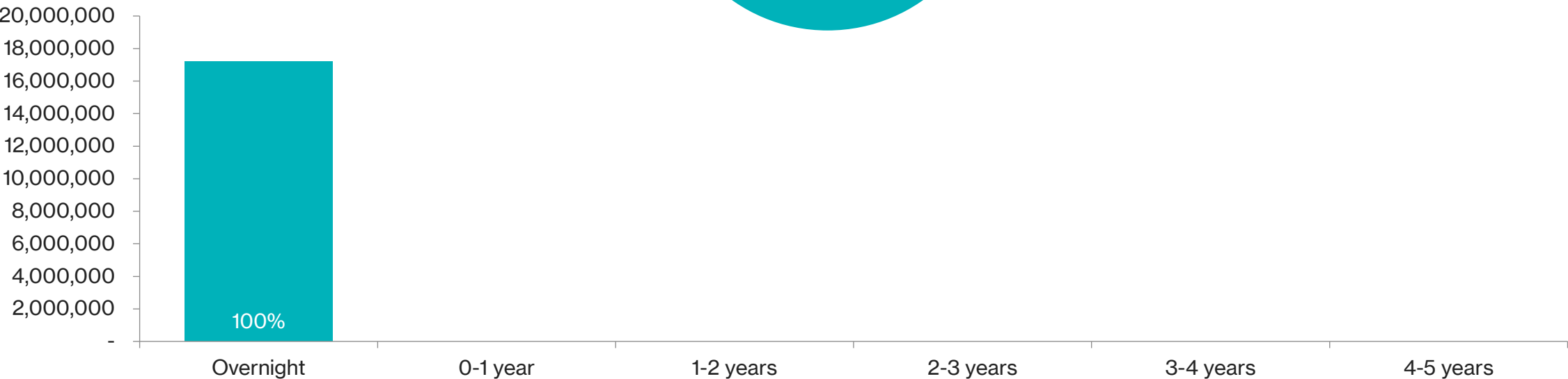
Weighted Average Maturity	0.00 years
Weighted Average Yield	4.42%
Est. Annual Interest Income	\$2,066,644

Your Asset Allocation



■ Local Government Investment Pools

Your Maturity Distribution



Portfolio Summary – Debt Service Sinking Fund

As of 5/31/2025



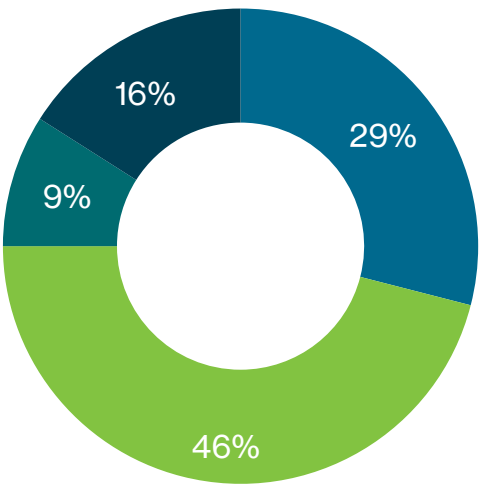
Your Portfolio

Cash/LGIPs	\$3,248,094
Securities Book Value	\$17,186,834
Total	\$20,434,928

Your Portfolio

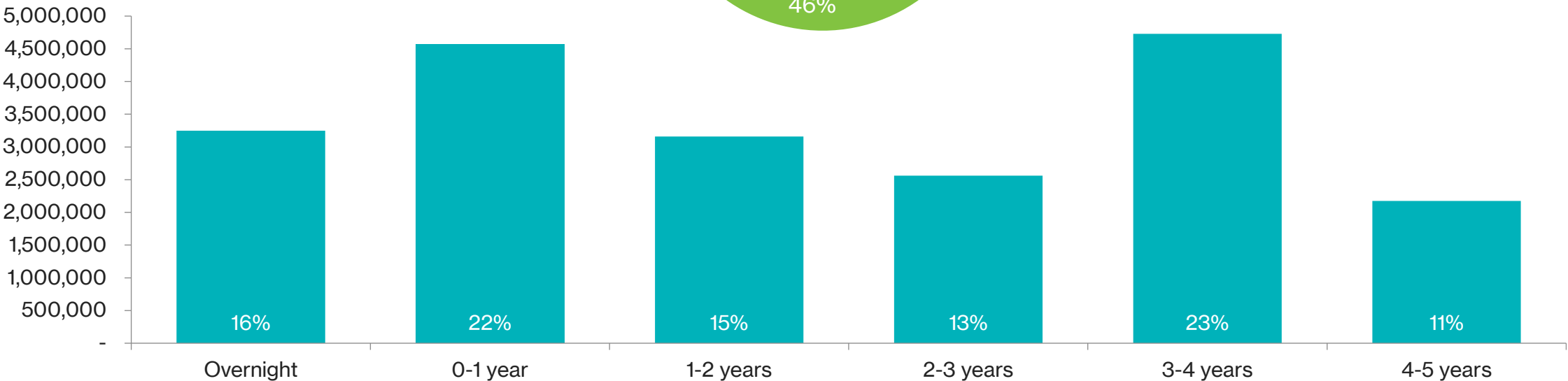
Weighted Average Maturity	1.86 years
Weighted Average Yield	3.90%
Est. Annual Interest Income	\$796,962

Your Asset Allocation



- US Government Agencies
- US Treasuries
- Commercial Paper
- Money Market Funds

Your Maturity Distribution



Portfolio Summary – Food Service

As of 5/31/2025

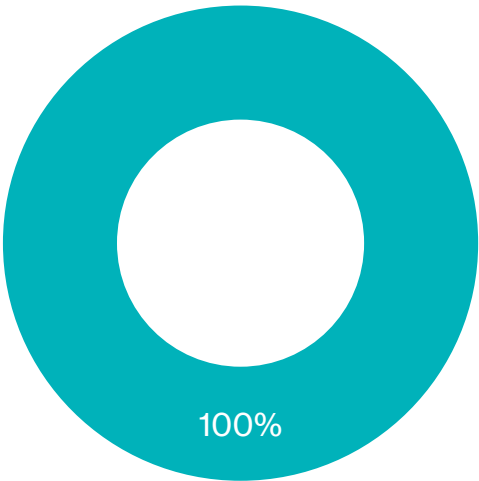
Your Portfolio

Cash/LGIPs	\$12,214,699
Securities Book Value	\$0
Total	\$12,214,699

Your Portfolio

Weighted Average Maturity	0.00 years
Weighted Average Yield	4.44%
Est. Annual Interest Income	\$542,333

Your Asset Allocation



■ Local Government Investment Pools

Your Maturity Distribution

