

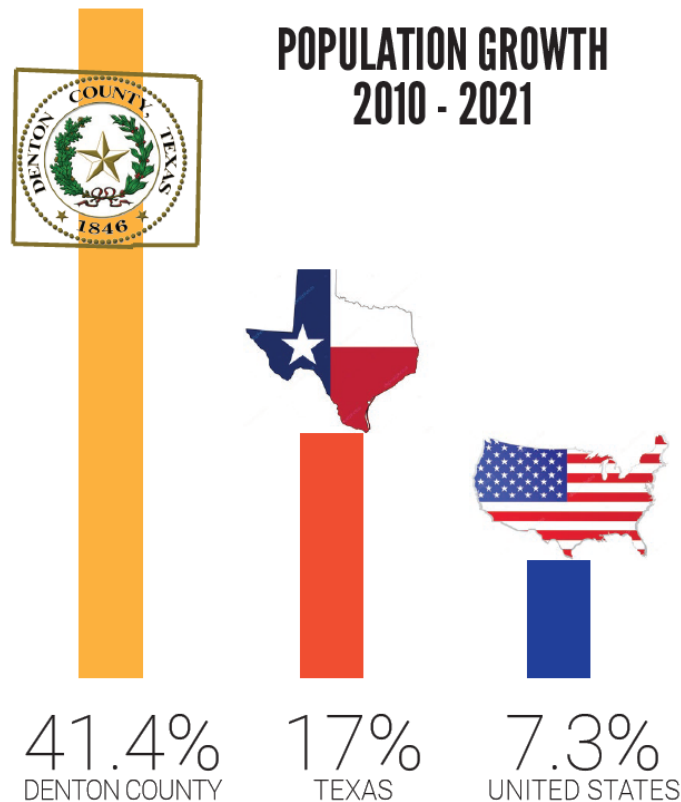
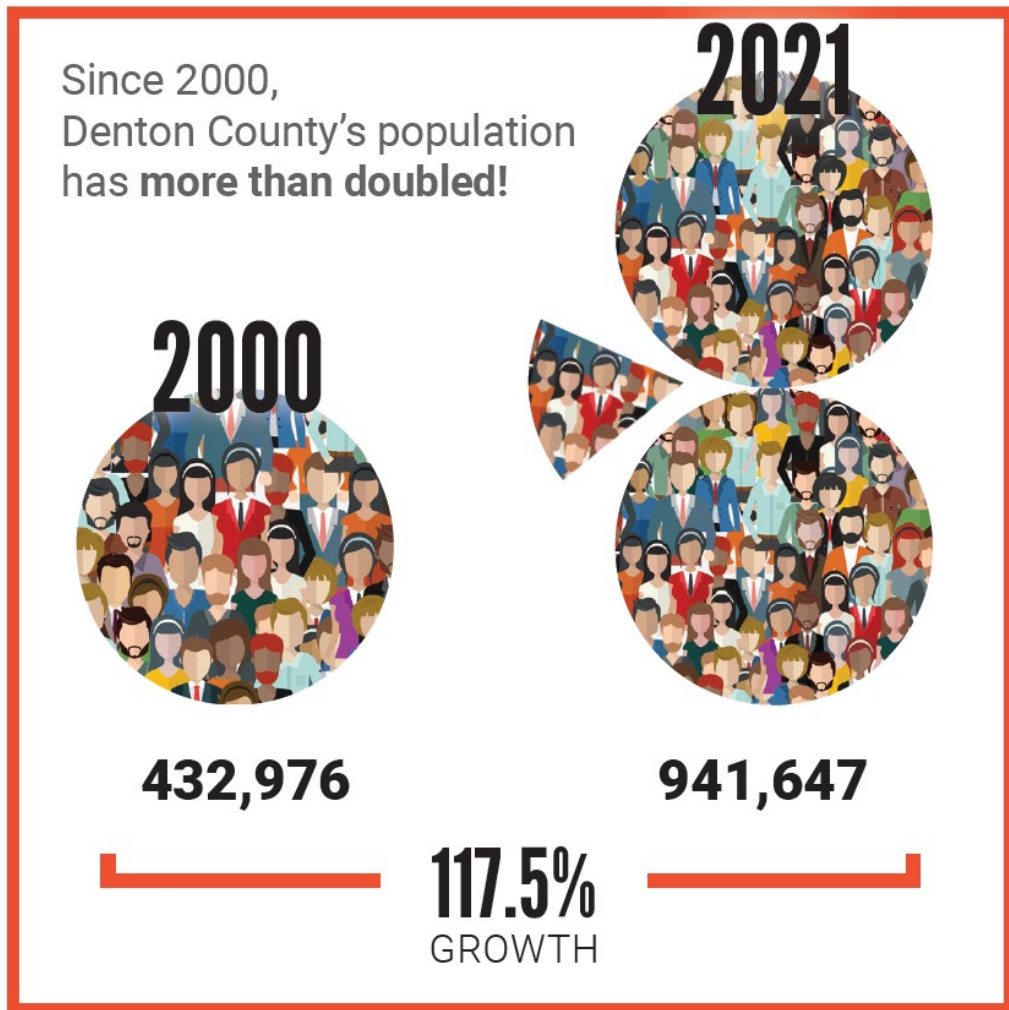
Change **UNITED**
LIVE UNITED®



2022 COMMUNITY NEEDS ASSESSMENT

2022 COMMUNITY NEEDS ASSESSMENT – DEMOGRAPHICS

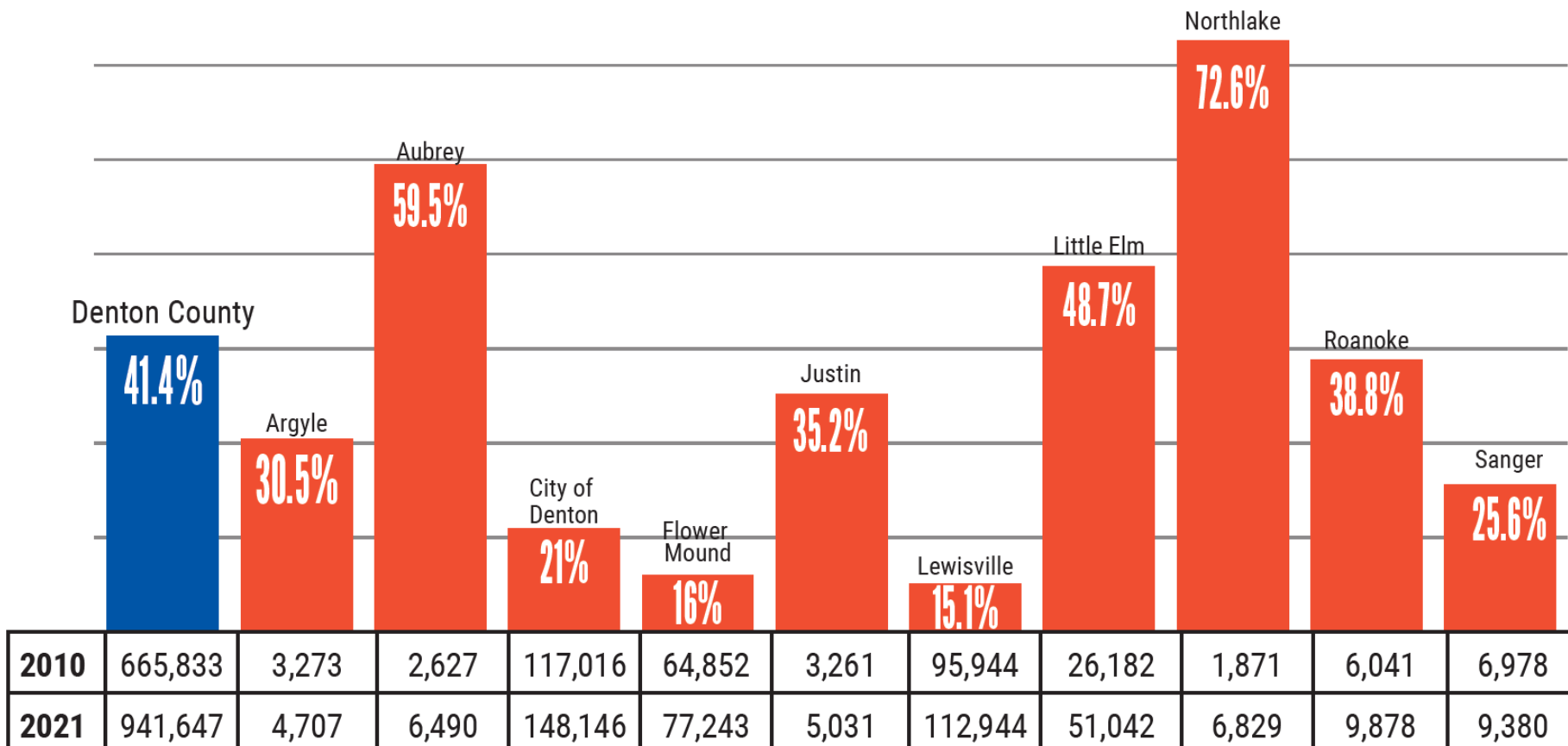
- Denton County continues to be one of the fastest-growing communities in the country with population growth averaging 22.3% per year.



2022 COMMUNITY NEEDS ASSESSMENT – DEMOGRAPHICS

- Between 2010 and 2021 Denton County population increased from 665,833 to 941,647, reflecting a **41.4% increase in Denton County's population**.
- Between 2009 and 2019, the **Hispanic/Latino population in Denton County increased 230%**.

PERCENTAGE POPULATION GROWTH - 2010-2021



2022 COMMUNITY NEEDS ASSESSMENT – CHILDREN

13

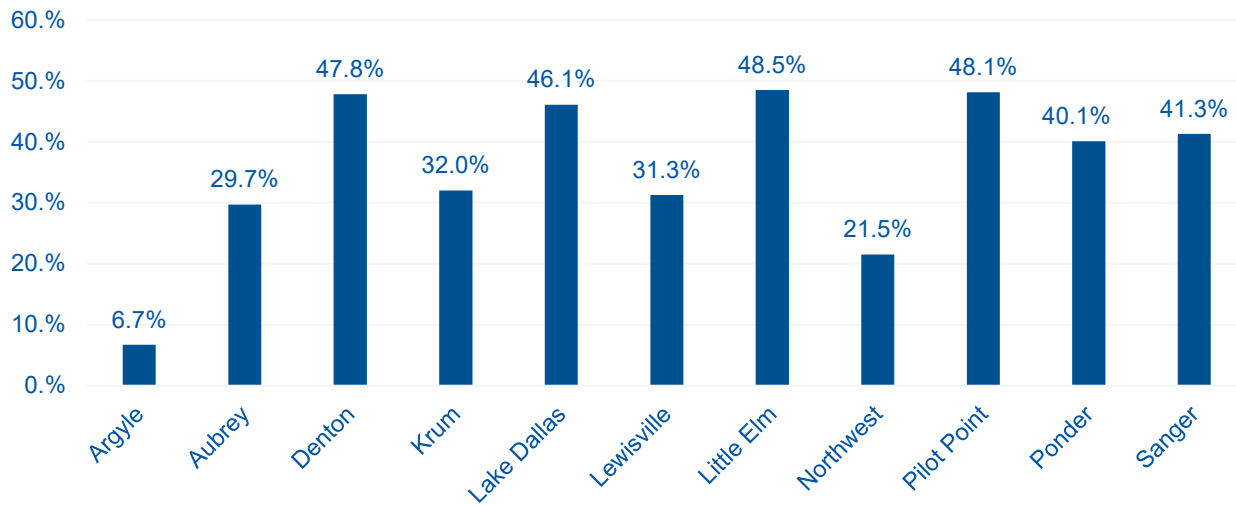
CONSECUTIVE YEARS THE NUMBER OF ECONOMICALLY DISADVANTAGED STUDENTS IN DENTON COUNTY HAS INCREASED.



34.6%
of Denton County students
are economically
disadvantaged

That's 45,173 students!

PERCENTAGE OF ECONOMICALLY DISADVANTAGED STUDENTS BY DISTRICT WITHIN DENTON COUNTY
2020-2021

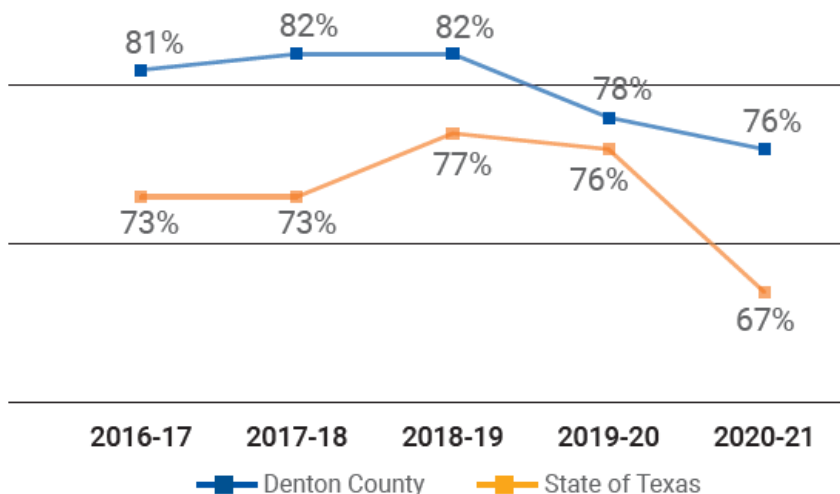


50% of all Denton County economically disadvantaged students are in Denton ISD and Lewisville ISD.

2022 COMMUNITY NEEDS ASSESSMENT – CHILDREN

While Denton County students outperform their statewide peers, the percent of Denton County students exiting 3rd Grade on Reading level is declining.

PERCENTAGE OF ALL THIRD GRADERS READING AT GRADE LEVEL: DENTON COUNTY VS. STATE



Third grade reading scores are predictive of both graduation and incarceration rates. Both locally and statewide, the proportion of third-graders reading at grade-level is falling.

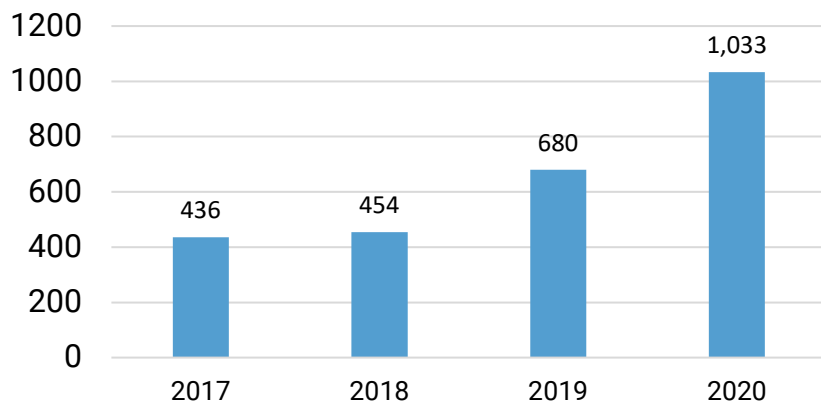
IN 2020-2021 SCHOOL YEAR
46%
of economically disadvantaged Denton County third graders are NOT reading at grade level.
COMPARED TO 33% IN 2019

2022 COMMUNITY NEEDS ASSESSMENT – CHILDREN & FAMILIES

Texas Department of Family and Protective Services reports that Child Protective Services (CPS) intakes assigned for investigation, defined as an abuse allegation that meets the legal definition of child abuse and/or neglect, have **risen** since 2012.



Children Without Placement



Abuse and Neglect Investigation Totals from DPS

(Texas Department of Family and Protective Services Data Books, 2016-2020)

| Year | Confirmation | Victims |
|------|---------------|---------|
| 2016 | Confirmed | 806 |
| | Not Confirmed | 3,655 |
| 2017 | Confirmed | 932 |
| | Not Confirmed | 3,837 |
| 2018 | Confirmed | 1,337 |
| | Not Confirmed | 4,113 |
| 2019 | Confirmed | 1,398 |
| | Not Confirmed | 3,456 |
| 2020 | Confirmed | 1,568 |
| | Not Confirmed | 3,567 |

2022 COMMUNITY NEEDS ASSESSMENT – CHILDREN & FAMILIES

From March 2020 to September 2021

DENTON COUNTY-BASED CHILDCARE CAPACITY

DROPPED
24.5%




In September 2021,
the following Denton County zip codes qualify as
CHILDCARE DESERTS:

76208 ... Denton | Shady Shores

76209 ... Denton

76258 ... Pilot Point | Aubrey

75057 ... Lewisville



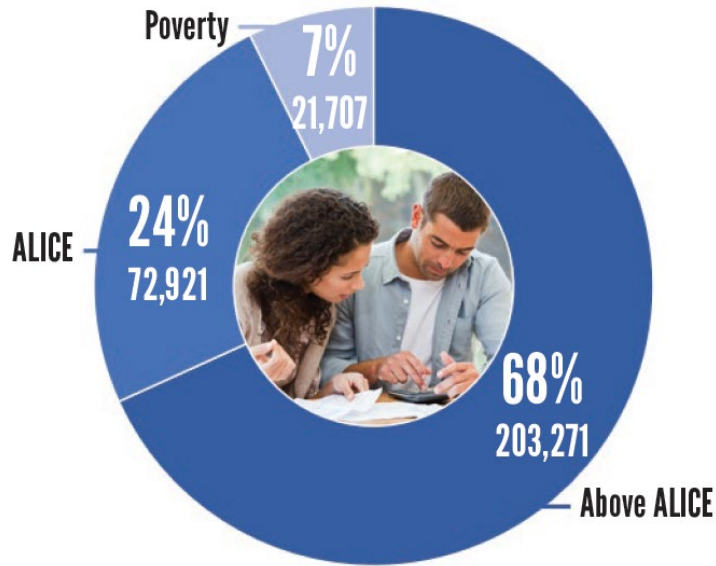
Nearly 7 of 10 foster care children are placed
OUTSIDE of Denton County due to a lack of
placement options.

There were 326 children in foster care in
Denton County and 15 adoptive homes
within the county available for placement.

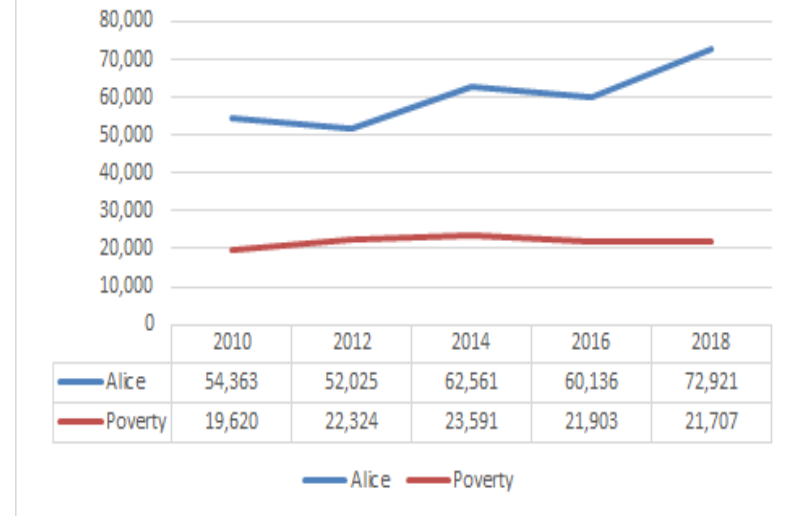
(Texas Department of Family and Protective Services, 2021)

2022 COMMUNITY NEEDS ASSESSMENT – ALICE

DENTON COUNTY HOUSEHOLDS



ALICE vs. Poverty Household Trends



With Poverty & ALICE Households Combined

OVER 94,000

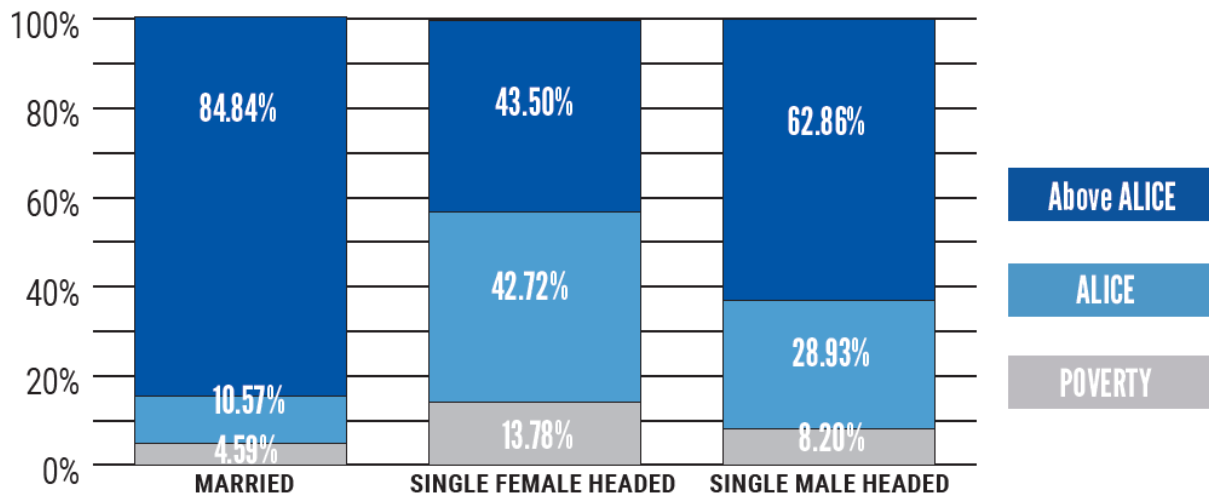
Denton County Households
Earn Less Than Their Household Expenses
MONTH AFTER MONTH

That's **1 in 3**
DENTON COUNTY
HOUSEHOLDS



2022 COMMUNITY NEEDS ASSESSMENT – ALICE

ALICE Data by Family Type Denton County, 2018



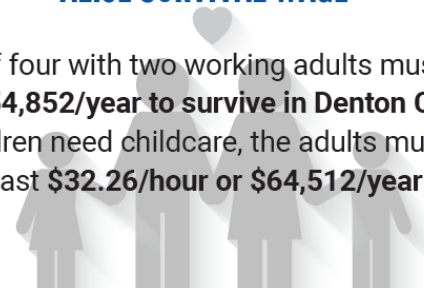
Of Denton County's ALICE & Poverty Households...

OVER 56% ARE SINGLE MOMS

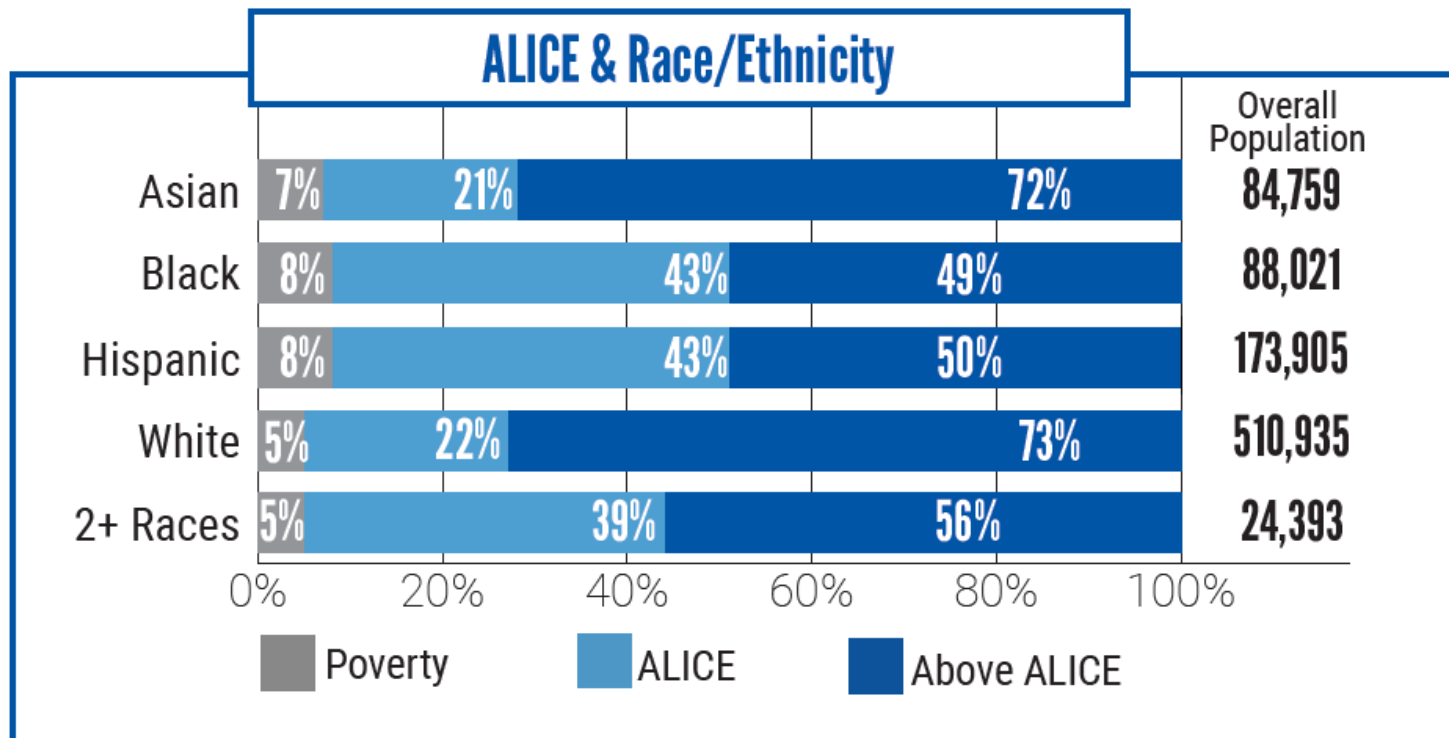
OVER 42% ARE SENIORS OVER 65

ALICE SURVIVAL WAGE

A family of four with two working adults must make a total of **\$54,852/year** to survive in Denton County. If those children need childcare, the adults must earn at least **\$32.26/hour** or **\$64,512/year**.



2022 COMMUNITY NEEDS ASSESSMENT – ALICE

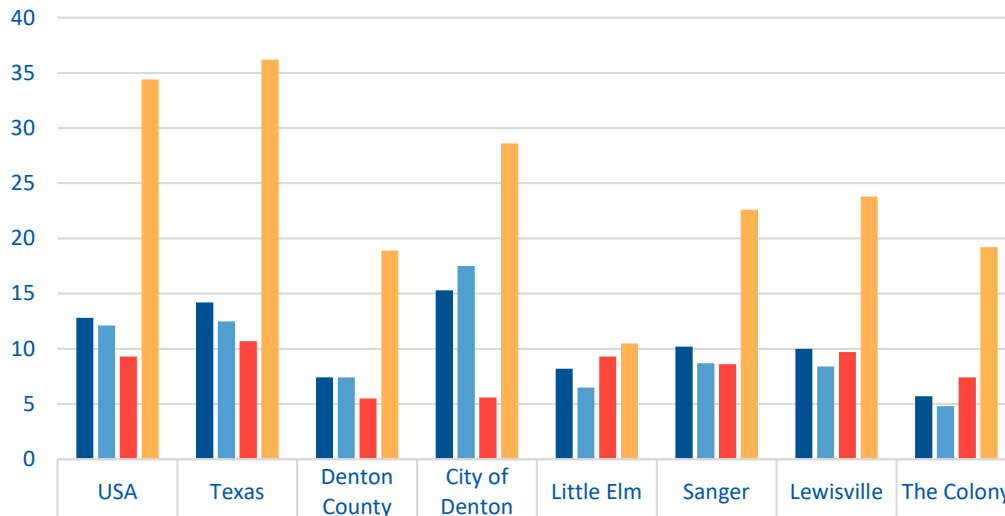


Over 40% of Black and Hispanic households earn below the ALICE Survival Wage in Denton County. While both races have similar poverty-level households, their ALICE household percentage is **nearly double those of White and Asian households**. Households with 2 or more races also have a high percentage increase in ALICE households compared to White and Asian households.

2022 COMMUNITY NEEDS ASSESSMENT – HOUSING & INCOME

- Overall, families with **single female heads of household**, with children less than 18 years of age, have the **highest poverty rates**, at least double that of all other family types in several locations. *(U.S. Census Bureau, 2015-2020 5-year American Community Survey)*
- Apart from the single female household, the higher poverty percentages come from Denton, Lewisville, and Sanger. *(P15. Family Type By Presence Of Own Children Under 18 Years By Age Of Own Children [20] - Summary File 3 (SF3) - Census 2020, n.d.)*

Poverty Rates by Household Demographics



| | | | | | | | | |
|--|------|------|------|------|------|------|------|------|
| ■ All people | 12.8 | 14.2 | 7.4 | 15.3 | 8.2 | 10.2 | 10 | 5.7 |
| ■ 18+ years of age | 12.1 | 12.5 | 7.4 | 17.5 | 6.5 | 8.7 | 8.4 | 4.8 |
| ■ Senior population (65+) | 9.3 | 10.7 | 5.5 | 5.6 | 9.3 | 8.6 | 9.7 | 7.4 |
| ■ Single female head of household with children under 18 | 34.4 | 36.2 | 18.9 | 28.6 | 10.5 | 22.6 | 23.8 | 19.2 |

2022 COMMUNITY NEEDS ASSESSMENT – HOUSING & INCOME

- The Denton County Annual Point In Time Homelessness Census for 2022 recorded **448 individuals experiencing homelessness** in Denton County on January 27, 2022. (*Denton County Homeless Coalition*)
- The Denton County Homelessness Data Dashboard reported **612 persons** actively experiencing homelessness in Denton County including **44 Veterans, 196 chronically homeless persons and 23 persons fleeing domestic violence**. (<https://www.unitedwaydenton.org/homelessness-data-denton-county>)



Total Number of Households Experiencing Literal Homelessness

| Date | Actively Homeless | Veterans | Chronically Homeless | Fleeing Domestic Violence |
|--------------|-------------------|----------|----------------------|---------------------------|
| Jul 31, 2022 | 535 | 35 | 213 | 15 |
| Jun 30, 2022 | 633 | 34 | 228 | 24 |
| May 31, 2022 | 580 | 30 | 210 | 18 |

HOMELESS STUDENTS IN DENTON COUNTY

| City | September 2020 | June 2021 |
|-------------|----------------|-----------|
| Argyle | No Data | No Data |
| Aubrey | 25 | 55 |
| Denton | 516 | 899 |
| Krum | 17 | No Data |
| Lake Dallas | 31 | No Data |
| Lewisville | 395 | 795 |
| Little Elm | 34 | No Data |
| Northwest | 49 | 137 |
| Pilot Point | No Data | 49 |
| Ponder | 5 | 14 |
| Sanger | 56 | 83 |
| Totals: | 1,128 | 2,032 |

2022 COMMUNITY NEEDS ASSESSMENT – HEALTH & MENTAL HEALTH


MENTAL HEALTH PROVIDER TO PERSON RATIO

Top 10% of Counties



1:250
PROVIDER TO RESIDENTS

Denton County



1:750
PROVIDER TO RESIDENTS

According to the 2021 Mental Health in America Report,
**TEXAS RANKS 50 OUT OF 51 FOR ACCESS
TO MENTAL HEALTH CARE.**



2022 COMMUNITY NEEDS ASSESSMENT – HEALTH & MENTAL HEALTH

In Denton County in 2021,
ANXIETY DISORDER
has replaced major depressive
disorder as the **#1** diagnosis
of patients seen by Denton County MHMR.



In 2019, there were approximately **51,000**
unduplicated **Medicaid** clients in Denton County.

There are an estimated 183 service providers that
accept Medicaid, down from 320 in 2012.

(Data USA) (Doctor.com)

2022 COMMUNITY NEEDS ASSESSMENT – VETERANS

The COVID-19 Pandemic significantly affected the mental health of Veterans in 2020.

34% suffer from moderate to severe depression

30% reported having suicidal thoughts



Veterans assessed through the Department of Veterans Affairs in 2020 determined:

1 in 50 males
1 in 3 females



experience
Military
Sexual Trauma

2022 COMMUNITY NEEDS ASSESSMENT

WANT TO LEARN MORE?

**Find the complete
2022 Community Needs Assessment Report at:**

UnitedWayDenton.org/Needs