




Fall 2024 Board Update



Excellence Targets - 2027



- ❖ Based on **MEASURES** from the Strategic Plan
- ❖ Prioritized based on **EQUITY AUDIT** Findings
- ❖ Reflect our **STRETCH** goals
- ❖ Transparency & Accountability



GOAL #1: Building A Strong Foundation PreK-3

- **Growth and attainment of grade level standards in ELA and Math by 3rd grade****

GOAL #2: Supporting Every Students' Wellbeing & Inclusion

- **Students' perceptions and experiences of safety, inclusion & belonging****
- **Discipline Disproportionality**
- **Regular Attendance****

GOAL #3: Centering Student Voice, Empowerment & Leadership

- **Percentage of students engaged in classrooms****
- **Students' perceptions and experiences of voice, empowerment, and opportunity to contribute to change**

GOAL #4: Ensuring Equitable Access to High-Quality Academics


- **Growth and attainment of grade level standards in ELA, Math and Science in Grades 4-12****
- **Percentage of students who participate in and successfully complete advanced coursework****

GOAL #5: Preparing Every Student for Their Future

- **Percentage of students ON-TRACK in 9th grade**
- **4-Year Graduation Rate/5-Year Completion Rate**


**** Equity Audit Priority**

Improvement & Implementation Actions



COLLABORATING IN COMMUNITY | CULTIVATING EQUITY | INSPIRING EXCELLENCE

Goal Setting



By District	By School	By Practitioner
<ul style="list-style-type: none">❖ 10 Excellence Targets (monitored every trimester)❖ Including 4 Priority Areas	<ul style="list-style-type: none">❖ 4 Priority Area Measures (reflected in School Improvement Plans)	<ul style="list-style-type: none">❖ Sets 2 Student Learning Growth Goals❖ Sets one Professional Practice Goal



Professional Learning

District-Wide	Administrator (Instructional Leadership)	School Level
<ul style="list-style-type: none"> ❖ Beginning of Year Kick Off ❖ Supporting Monthly Equity Modules (ODE/WestEd ❖ Structuring Systems for Learning (Standards-based Instruction, Coaching, Assessment/Data) ❖ Trimester Data Summits 	<ul style="list-style-type: none"> ❖ Instructional Leadership (3/month) Work Sessions ❖ Performance Fact Site Visits & Administrator Coaching 	<ul style="list-style-type: none"> ❖ Weekly Professional Learning Communities (PLCs) ❖ Monthly R'27 Implementation Sessions ❖ Monthly Equity Modules ❖ Multi-tiered Systems of Support (MTSS) - Tier I

Monitoring Measures

- ❖ Attendance
- ❖ Engagement (Discipline)
- ❖ Student/Caregiver/Staff Surveys
- ❖ Reading/Math (STAR Benchmark)
- ❖ Student, Caregiver, Staff Progress Monitoring Surveys (Fall and Winter), Comprehensive Survey (Spring)
- ❖ Star Reading and Math (Benchmark)
- ❖ Credits
- ❖ D/Fs
- ❖ Formative Measures (est by PLCs)



Inquiry-Based Cycles of Improvement


- ❖ District Wide **Trimester** Data Summits with School Leadership Teams
- ❖ **Monthly** Administrator Meetings /Student Learning Observations
- ❖ **Monthly** Implementation Staff Meetings (Tier 1)
- ❖ **Weekly** School Level Professional Learning Communities (PLCs)



Fall Update Excellence Targets

“Data Dashboard”

[\(webpage link\)](#)



Goal 1: Building a Strong Foundation PreK-3

English Language Arts Grade 3

40.0%

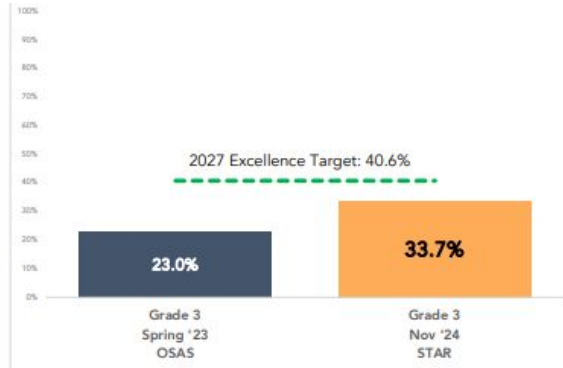
of students met standards in English Language Arts - Grade 3



Math Grade 3

33.7%

of students met standards in Mathematics - Grade 3



Each student in Kindergarten through 3rd Grade will develop foundational academic and social-emotional learning skills necessary for future success.

Goal 2: Supporting Every Students' Wellbeing & Inclusion

Regular Attenders

64.6%

of students had at least 90% attendance rate

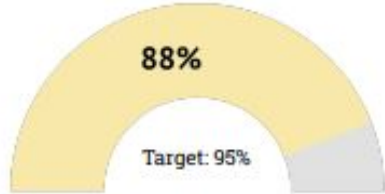


Each student will feel safe, supported as a learner, and experience inclusive classrooms and school communities that nurture their sense of belonging.

Goal 2: Supporting Every Students' Wellbeing & Inclusion

Students' Perceptions of Safety, Inclusion & Belonging

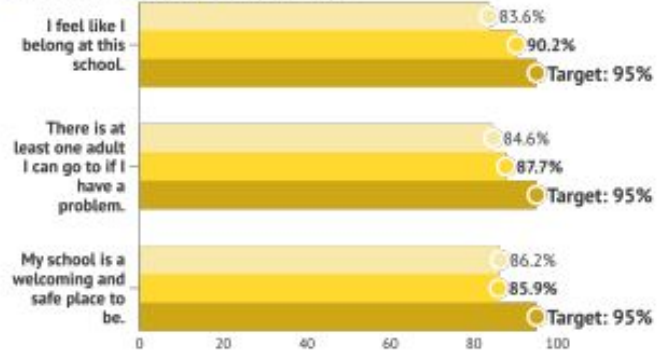
Elementary (Grades 3-5)
Student Survey Results



Secondary (Grades 6-12)
Student Survey Results




2023 SY Baseline 2024 Fall 2027 Spring Target



2023 SY Baseline 2024 Fall 2027 Spring Target

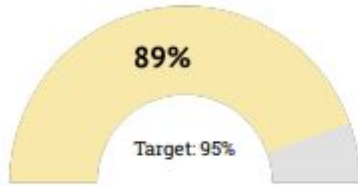


Goal 3: Centering Student Voice, Empowerment & Leadership

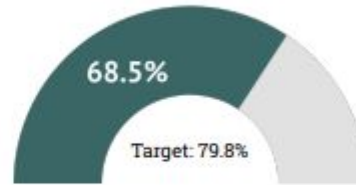


Percentage of students engaged in classrooms

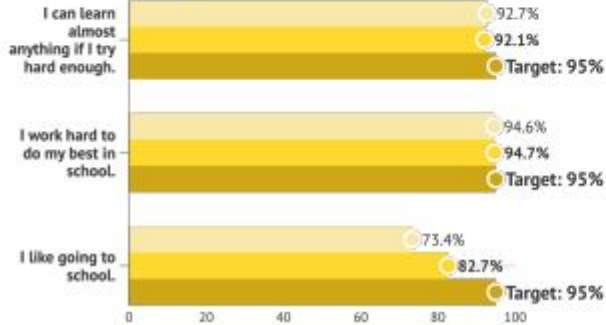
Elementary (Grades 3-5) Student Survey Results



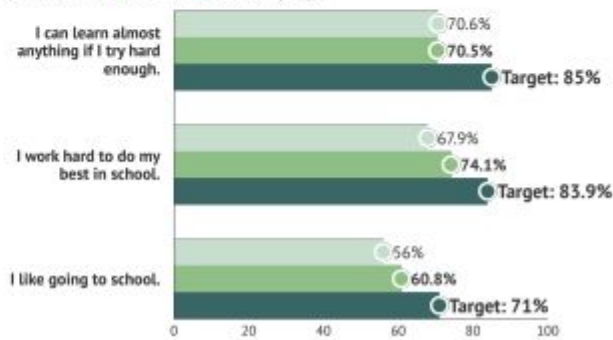
Secondary (Grades 6-12) Student Survey Results



2023 SY Baseline Fall 2024 2027 Spring Target



2023 SY Baseline Fall 2024 2027 Spring Target



Each student will be empowered to use their voice and exercise choice within their classroom and school communities.

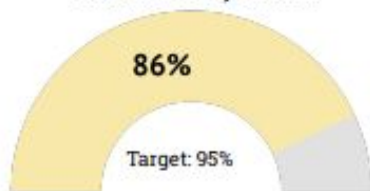


Goal 3: Centering Student Voice, Empowerment & Leadership

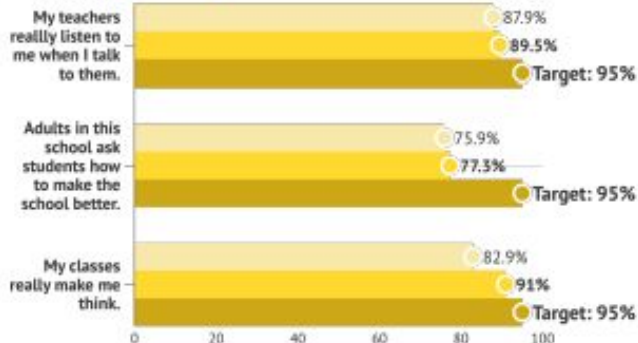


Students' perceptions and experiences of voice, empowerment, and opportunity to contribute to change

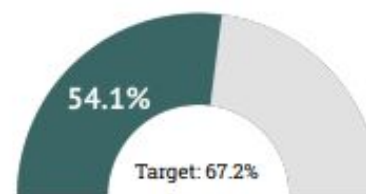
Elementary (Grades 3-5) Student Survey Results



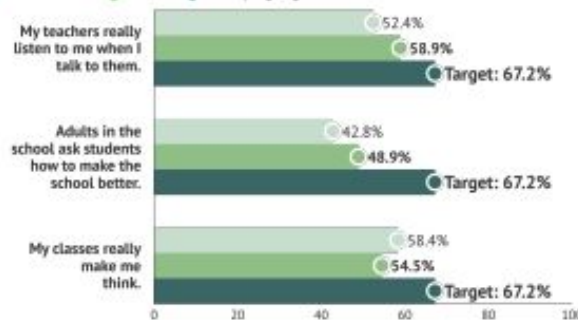
● 2023 SY Baseline ● Fall 2024 ● 2027 Spring Target



Secondary (Grades 6-12) Student Survey Results



● 2023 SY Baseline ● Fall 2024 ● 2027 Spring Target



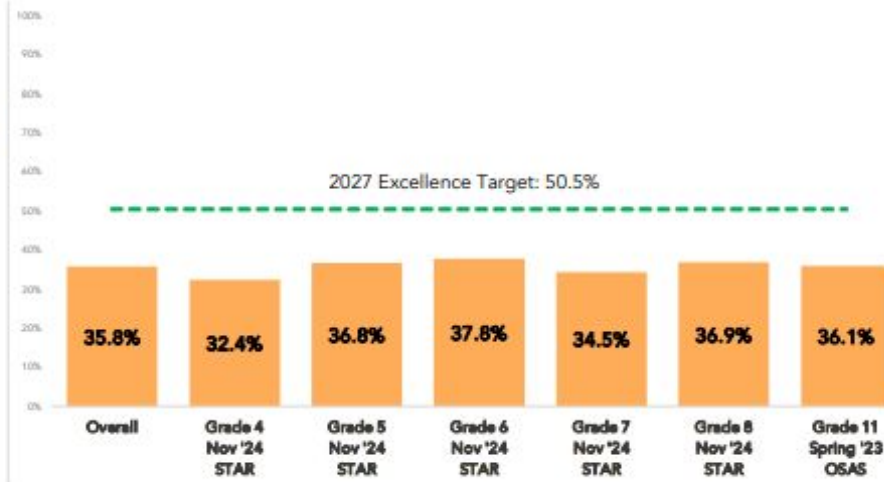
Goal 4: Ensuring Equitable Access to High Quality Academics (English Language Arts)



English Language Arts Grades 4-11

35.8%


of students met standards
in English Language Arts -
Grades 4-11



Each student will engage in rigorous learning and receive the necessary support and resources to ensure their success in the academic pathways of their choosing.



Goal 4: Ensuring Equitable Access to High Quality Academics (Math)



Each student will engage in rigorous learning and receive the necessary support and resources to ensure their success in the academic pathways of their choosing.

Mathematics Grades 4-11

21.0%
of students met standards
in Mathematics -
Grades 4-11



Goal 5: Preparing Every Student for Their Future

9th Graders On-Track

77.2%

of 9th Grade students on-track
(i.e. earned at least 6 credits)



Each student will graduate with the skills necessary to thrive in a diverse and rapidly evolving world.

Goal 5: Preparing Every Student for Their Future

4-Year Graduation Rate

67.5%

2023-24 SY




5-Year Completion Rate

74.1%

2023-24 SY





Thank You!



COLLABORATING IN COMMUNITY | CULTIVATING EQUITY | INSPIRING EXCELLENCE