

# MCHS School Report Card

12/18/24



# ACCOUNTABILITY SYSTEM: MULTIPLE INDICATORS OF STUDENT SUCCESS

## High School

75%

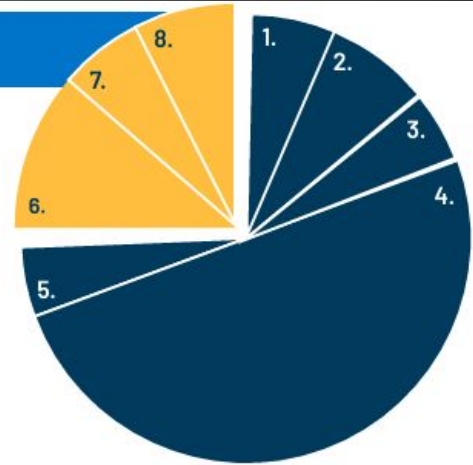
### Academic Indicators

1. English Language Arts Proficiency: 7.5%
2. Math Proficiency: 7.5%
3. Science Proficiency: 5%
4. Graduation (composite 4-, 5-, and 6-year graduation rate): 50%
5. English Learner Progress to Proficiency: 5%

25%

### School Quality & Student Success Indicators

6. Chronic Absenteeism: 10%
7. Climate Survey: 6.67%
8. 9th-Graders on Track to Graduate: 8.33%
9. *College and Career Readiness\**
10. *Fine Arts\**



# MCHS Overall Designation - Tier 2 - Commendable

2023

Overall Index Score  
84.26  
Commendable

Weighted Index = Indicator Score x Effective Weight.

ELA Proficiency 6.81/7.50%	Graduation Rate 50.00/50.00%	9th Grade On Track 6.24/8.33%	Science Proficiency 4.32/5.00%
Math Proficiency 5.69/7.50%	ELPvP 2.17/5.00%	Chronic Absenteeism 5.06/10.00%	Climate Survey 3.98/6.67%

Indicator Weight Distribution




2024

Overall Index Score  
83.74  
Commendable

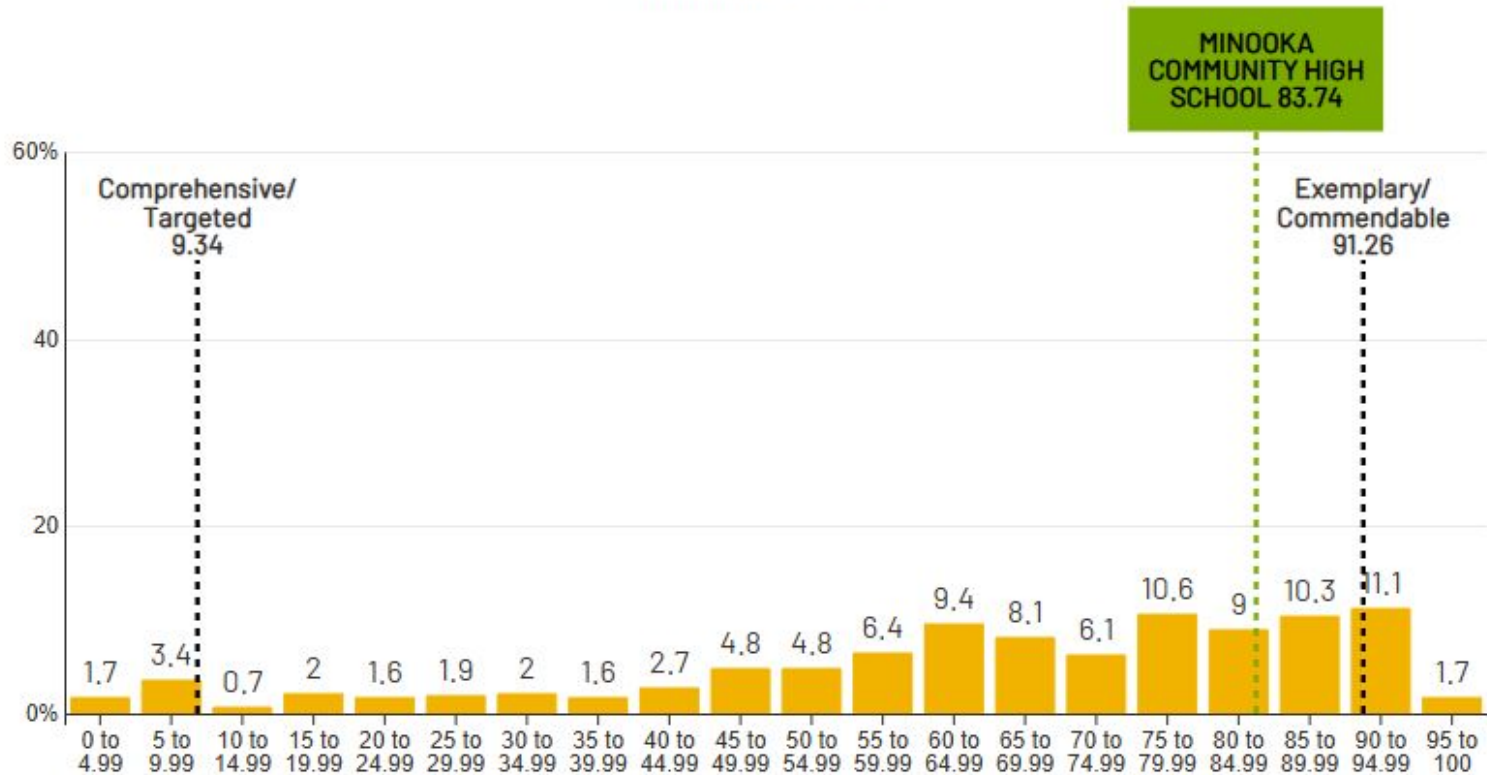
Weighted Index = Indicator Score x Effective Weight.

ELA Proficiency 5.62/7.50%	Graduation Rate 50.00/50.00%	9th Grade On Track 6.86/8.33%	Science Proficiency 3.16/5.00%
Math Proficiency 5.26/7.50%	ELPvP 1.99/5.00%	Chronic Absenteeism 6.28/10.00%	Climate Survey 4.57/6.67%

Indicator Weight Distribution



### Overall Index Score



# Strengths & Areas for Growth

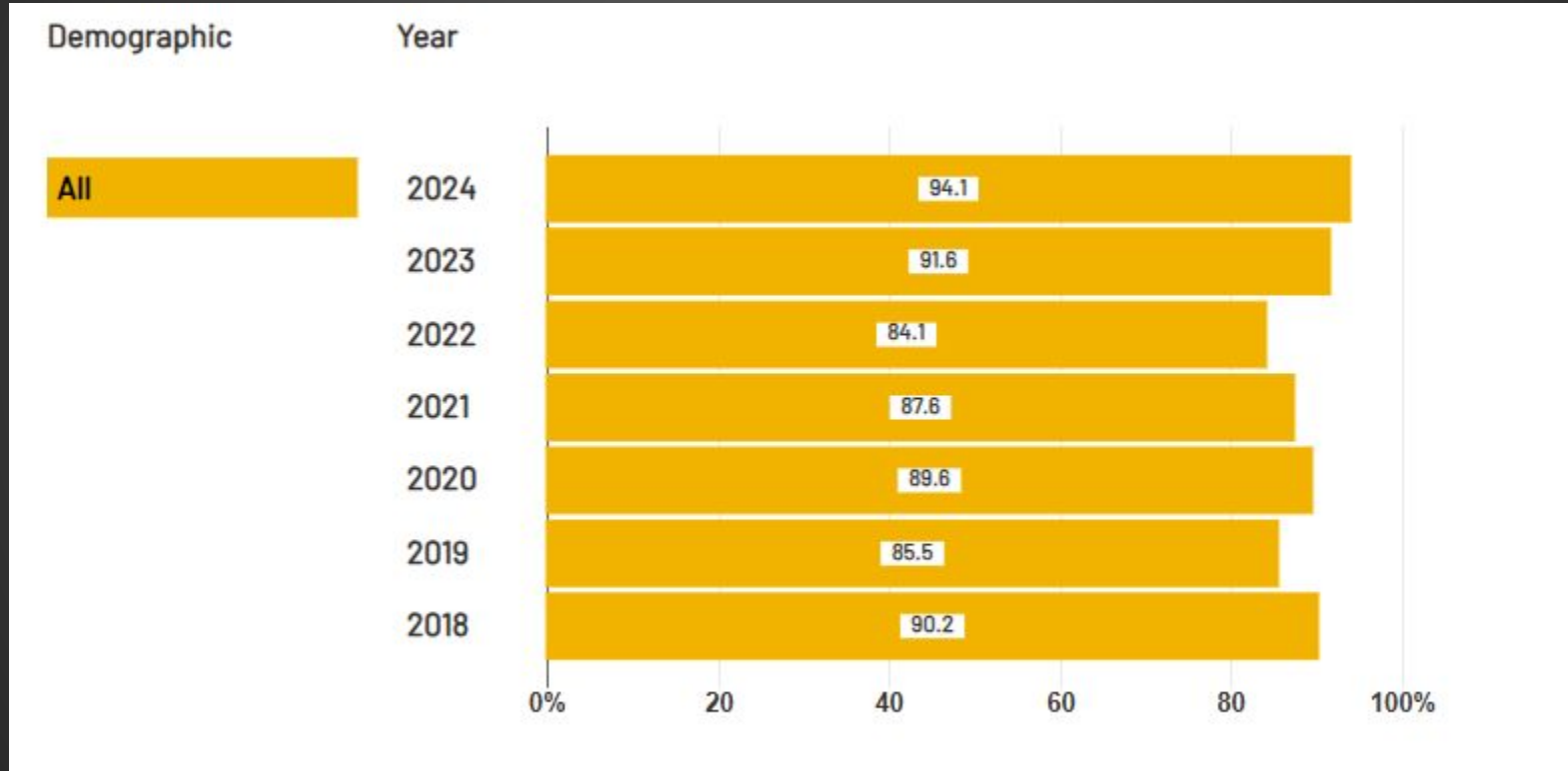


# Strengths - Graduation Rate

Demographics	4 Year (2023)	5 Year (2024)
All	94.8%	95.7%

Demographics	4 Year (2022)	5 Year (2023)	6 Year (2024)
All	89.6%	90.8%	90.9%

# Strengths - 9th Grade on Track

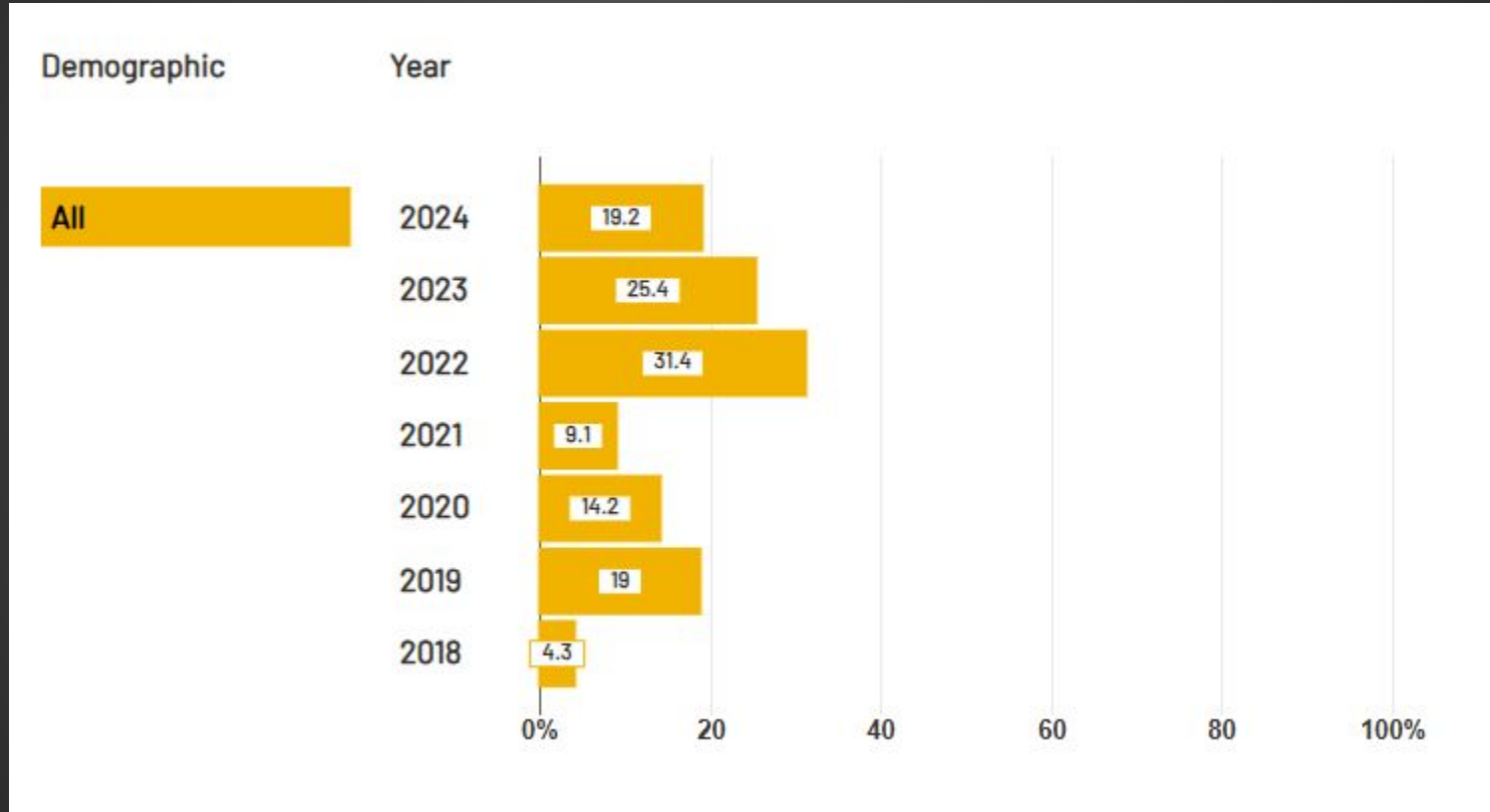


# Strengths - CTE & Graduation Rate





# Area of Growth - Chronic Absenteeism



# Area of Growth - Climate Survey Participation Rate

	Response Rate	IL Average
Students	74.5%	86.2%
Teachers	60.3%	75%

**2023**

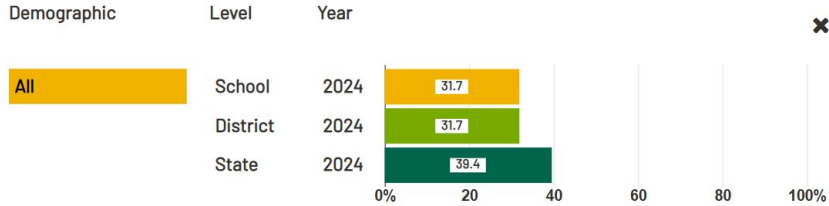
	Response Rate	IL Average
Students	79.6%	87.1%
Teachers	69.6%	75.6%

**2024**

# Areas for Growth - ELA, Math, Science Proficiency

## ELA Proficiency

School District State



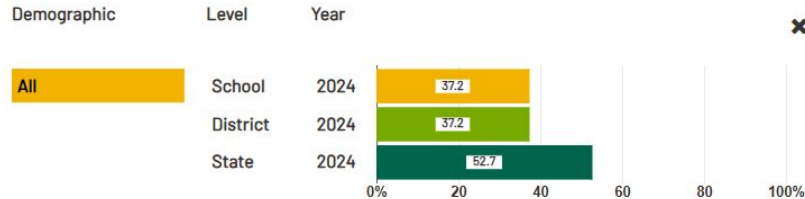
## Math Proficiency

School District State



## Science Proficiency

School District State



# Areas for Growth

Absenteeism - Continue to use data for targeted interventions

ELA/Math/Science Proficiency - ACT prep programs and Department Goals

- Each department has an ACT related goal
- Multiple test prep opportunities in Spring

Climate Survey - Increase student and staff participation

- Provide opportunities and effectively utilize time for completion of the survey

# Questions?

Thank you!