

Nueces County Hospital District
 Quarterly Investment Report
 July 1, 2019 - September 30, 2019

Summary Holdings Statistics:

Portfolio as of June 30, 2019		Portfolio as of September 30, 2019	
Beginning Book Value	\$121,512,788	Ending Book Value	\$100,004,782
Beginning Market Value	\$121,521,454	Ending Market Value	\$99,999,282
Unrealized Gain/Loss	\$8,666	Unrealized Gain/Loss	(\$5,500)
Beginning WAM	165 Days	Ending WAM	133 Days
Beginning WY	2.335%	Ending WY	2.187%
Change in Market Value	(\$21,522,172) ¹		
Investment Income for Period	\$587,000		
Quarter Average Yield - NCHD	2.248%		
Quarter Average Yield - 6 Mth T-Bill	1.970%		

This report reflects Nueces County Hospital District's investment policy and strategies in accordance with the Public Funds Investment Act.

INVESTMENT OFFICERS:



 JONNY F. HIPPI, ADMINISTRATOR



 BELINDA CHISM, ASSISTANT ADMINISTRATOR



 DONNA LITTLEFIELD, DIRECTOR OF ACCOUNTING & FINANCE

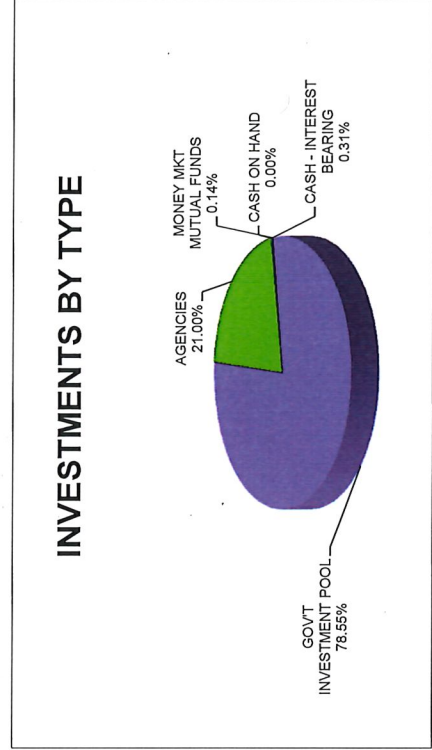
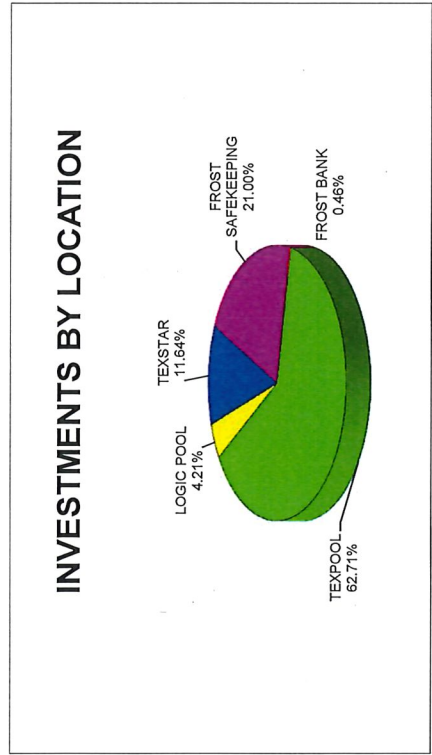
Notes

1. On a quarterly basis, the market value of the portfolio declined by \$21,522,172. However, of that decline, \$21,508,006 represents net expenditures by the District for operations. There was a net unrealized loss of \$14,166, but the District does not sell securities prior to maturity. Therefore, the loss is for notation purposes only.

NUECES COUNTY HOSPITAL DISTRICT
 INVESTMENTS SUMMARY BY LOCATION & TYPE
 FY 2019 4TH QUARTER (JULY 1 - SEPTEMBER 30, 2019)

	FROST BANK	TEXPOOL	LOGIC	TEXSTAR	FROST SAFEKEEPING	TOTAL	PERCENT BY TYPE OF INVESTMENT
CASH ON HAND	\$150	\$0	\$0	\$0	\$0	\$150	0.00%
CASH - INTEREST BEARING	\$312,578	\$0	\$0	\$0	\$0	\$312,578	0.31%
MONEY MKT MUTUAL FUNDS	\$142,330	\$0	\$0	\$0	\$0	\$142,330	0.14%
GOV'T INVESTMENT POOLS	\$0	\$62,709,337	\$4,205,566	\$11,638,110	\$0	\$78,553,013	78.55%
CERTIFICATES OF DEPOSIT	\$0	\$0	\$0	\$0	\$0	\$0	0.00%
TREASURY NOTES AND BONDS	\$0	\$0	\$0	\$0	\$0	\$0	0.00%
AGENCIES	\$0	\$0	\$0	\$0	\$20,996,712	\$20,996,712	21.00%
TOTAL INVESTMENTS	\$455,058	\$62,709,337	\$4,205,566	\$11,638,110	\$20,996,712	\$100,004,782	100.00%

PERCENT BY HOLDER OF INVESTMENTS	0.46%	62.71%	4.21%	11.64%	21.00%	100.00%
----------------------------------	-------	--------	-------	--------	--------	---------



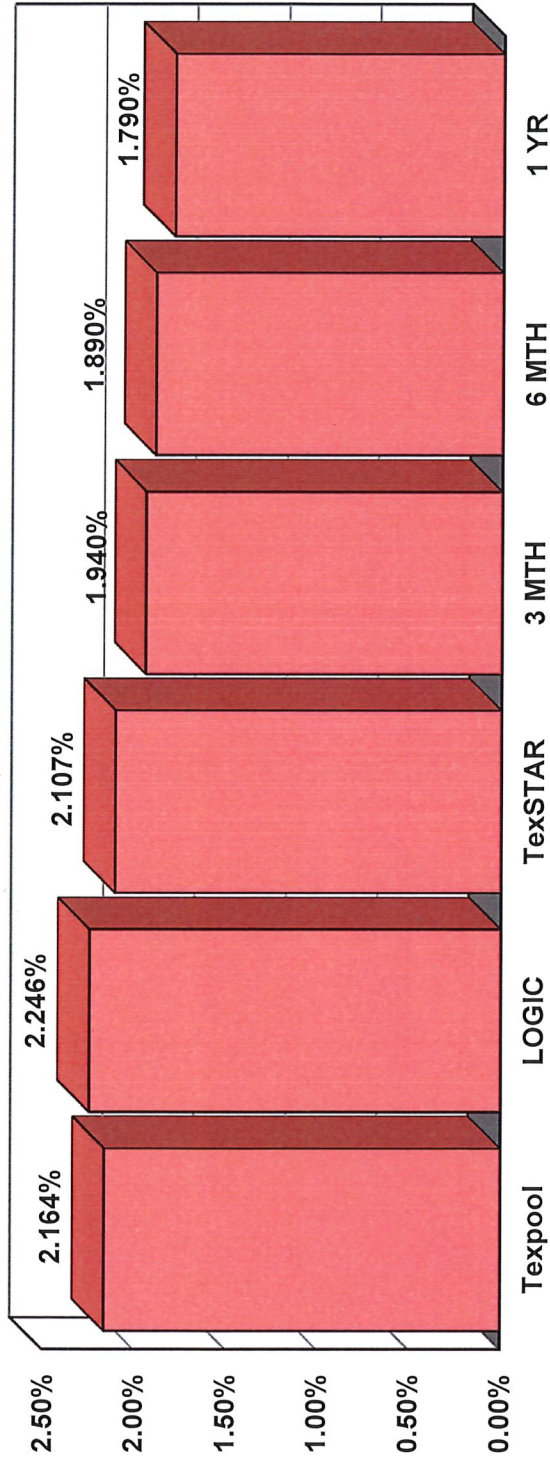
Nueces County Hospital District
Inventory Report - Holdings by Fund
As of: 09/30/2019

Settle Date	Maturity Date	Location	Security	CUSIP	Avg Yield/ Coupon	Purchase Price	PAR	Beginning Book Value 06/30/2019	Beginning Market Value 06/30/2019	Ending Book Value 09/30/2019	Ending Market 09/30/2019	Gain/Loss	Accrued Interest	Yield Y-T-M	D-T-M
Indigent Care Fund															
09/30/2019	10/01/2019	TexPool	Investment Pool	#0002	2.164%	18,734,845	18,734,845	1,654,245	1,654,245	18,734,845	18,734,845	0	0	2.164%	1
09/30/2019	10/01/2019	LOGIC	Investment Pool		2.246%	4,205,566	4,205,566	102,808	102,808	4,205,566	4,205,566	0	0	2.246%	1
09/30/2019	10/01/2019	TexSTAR	Investment Pool		2.107%	11,638,110	11,638,110	16,502,400	16,502,400	11,638,110	11,638,110	0	0	2.107%	1
07/26/2016	07/26/2019	Safekeeping	FHLMC - Qtrly Call	3134G9Q75	1.250%	0	0	3,996,808	3,996,808	0	0	0	0	1.250%	0
09/13/2016	09/13/2019	Safekeeping	FNMA - Yearly Call	3136G34X0	1.150%	0	0	4,000,000	3,990,808	0	0	0	0	1.150%	0
10/30/2017	11/05/2020	Safekeeping	FHLB - Qtrly Call	3130ACLP7	1.950%	2,000,000	2,000,000	1,999,562	1,999,562	2,000,000	2,000,034	34	15,708	1.949%	402
11/02/2018	10/01/2019	Safekeeping	FFCB, Disc. Note	313312MK3	0.000%	2,927,018	3,000,000	2,979,618	2,983,137	2,999,781	2,999,844	63	0	2.716%	1
03/26/2019	03/25/2022	Safekeeping	FAMCA - 1x Call	31422BDZ0	2.610%	3,999,600	4,000,000	3,999,705	4,013,236	3,999,806	4,011,272	11,466	1,450	2.620%	907
05/16/2019	11/09/2021	Safekeeping	FHLB - Qtrly Call	3130AGE68	2.625%	0	0	3,000,353	3,000,936	0	0	0	0	2.614%	771
05/23/2019	05/23/2022	Safekeeping	FHLMC - Qtrly Call	3134GTP11	2.600%	0	0	4,000,000	4,002,304	0	0	0	0	2.600%	966
05/23/2019	05/23/2022	Safekeeping	FHLB - Qtrly Call	3130AGGK5	2.650%	0	0	3,000,000	3,000,867	0	0	0	0	2.650%	966
06/20/2019	06/20/2022	Safekeeping	FHLMC - Qtrly Call	3134GTVK6	2.550%	0	0	4,000,000	4,000,684	0	0	0	0	2.550%	994
07/29/2019	07/29/2021	Safekeeping	FHLMC - Qtrly Call	3134GTL76	2.300%	3,000,000	3,000,000	0	0	3,000,000	3,000,015	15	11,692	2.300%	668
08/08/2019	08/08/2022	Safekeeping	FFCB - Cont. Call	3133EKYM2	2.200%	2,997,600	3,000,000	0	0	2,998,983	2,992,305	(6,678)	9,533	2.228%	1,043
08/21/2019	08/19/2021	Safekeeping	FFCB - Cont. Call	3133EKA97	1.970%	2,995,260	3,000,000	0	0	2,999,033	2,987,544	(11,489)	6,731	2.000%	689
09/17/2019	03/12/2021	Safekeeping	FHLB - Qtrly Call	3130AH3E1	2.050%	2,998,950	3,000,000	0	0	2,999,109	3,000,198	1,089	3,075	2.074%	529
			Subtotal			55,499,948	55,578,521	49,247,796	49,247,796	55,575,232	55,569,733	(5,500)	48,189	2.210%	238
Tobacco Settlement Fund															
09/30/2019	10/01/2019	TexPool	Investment Pool	#00007	2.164%	488	488	485	485	488	488	0	0	2.164%	1
			Subtotal			488	488	485	485	488	488	0	0	2.164%	1
Employee Health Benefits Trust Fund															
09/30/2019	10/01/2019	Frost Trust	Short Term Treasury	Invesco	1.960%	142,330	142,330	156,724	156,724	142,330	142,330	0	239	1.960%	1
			Subtotal			142,330	142,330	156,724	156,724	142,330	142,330	0	239	1.960%	1
General Fund															
09/30/2019	10/01/2019	Cash on hand	Petty Cash		0.000%	150	150	150	150	150	150	0	0	0.000%	1
09/30/2019	10/01/2019	TexPool - GF	Investment Pool	#00004	2.164%	17,535,914	17,535,914	26,789,646	26,789,646	17,535,914	17,535,914	0	0	2.164%	1
09/30/2019	10/01/2019	TexPool - Mem Rev	Investment Pool	#00009	2.164%	26,438,090	26,438,090	44,642,240	44,642,240	26,438,090	26,438,090	0	0	2.164%	1
09/30/2019	10/01/2019	Frost Bank - OP	Commercial Checking	664025679	1.620%	311,135	311,135	683,040	683,040	311,135	311,135	0	0	1.620%	1
09/30/2019	10/01/2019	Frost Bank - PR	Commercial Checking	664027221	1.620%	1,442	1,442	1,373	1,373	1,442	1,442	0	0	1.620%	1
			Subtotal			44,286,732	44,286,732	72,116,449	72,116,449	44,286,732	44,286,732	0	0	2.160%	1
TOTAL PORTFOLIO															
						99,929,498	100,008,070	121,512,788	121,521,454	100,004,782	99,999,282	(5,500)	48,428	2.187%	133
														WAY	WAMI

Nueces County Hospital District
Investment Transaction Activity
July 1, 2019 - September 30, 2019


Settle Date	Maturity	Call Date	Fund	Type	CUSIP	Coupon	Price	Par	Principal	Acc'd Interest	Total Settlement	Yield to Mat/Call	Broker
Purchases													
07/29/2019	07/29/2021	10/29/2019	Indigent Care Fund	FHLMC - Qtrly Call	3134GTL76	2.300%	100.0000	3,000,000.00	3,000,000.00	0.00	3,000,000.00	2.300%	Piper Jaffray
08/08/2019	08/08/2022	11/08/2019	Indigent Care Fund	FFCB - Cont. Call	3133EKYM2	2.200%	99.9200	3,000,000.00	2,997,600.00	0.00	2,997,600.00	2.228%/2.522%	RBC Capital Mkts
08/21/2019	08/19/2021	11/19/2019	Indigent Care Fund	FFCB - Cont. Call	3133EKA97	1.970%	99.9420	3,000,000.00	2,998,260.00	328.33	2,998,588.33	2.00%/2.208%	Morgan Stanley
09/17/2019	03/12/2021	12/12/2019	Indigent Care Fund	FHLB - Qtrly Call	3130AH3E1	2.050%	99.9650	3,000,000.00	2,998,950.00	854.17	2,999,804.17	2.074%/2.197%	Wells Fargo
Total Purchases:									12,000,000.00	11,994,810.00	1,182.50	11,995,992.50	
Maturities/Calls													
07/26/2016	07/26/2019	n/a	Indigent Care Fund	FHLMC - Qtrly Call	3134G9Q75	1.250%	100.0000	4,000,000.00	4,000,000.00	25,000.00	4,025,000.00	1.250%	Mizuho
05/16/2019	11/09/2021	08/09/2019	Indigent Care Fund	FHLB - Qtrly Call	3130AGE68	2.625%	100.0250	3,000,000.00	3,000,750.00	19,687.50	3,019,687.50	2.614%/2.515%	Stifel Nicolaus
05/23/2019	05/23/2022	08/23/2019	Indigent Care Fund	FHLMC - Qtrly Call	3134GTPL1	2.600%	100.0000	4,000,000.00	4,000,000.00	26,000.00	4,026,000.00	2.600%	Stifel Nicolaus
05/23/2019	05/23/2022	08/23/2019	Indigent Care Fund	FHLB - Qtrly Call	3130AGGK5	2.650%	100.0000	3,000,000.00	3,000,000.00	19,875.00	3,019,875.00	2.650%	Piper Jaffray
09/13/2016	09/13/2019	n/a	Indigent Care Fund	FNMA - 1x Call	3136G34X0	1.150%	100.0000	4,000,000.00	4,000,000.00	23,000.00	4,023,000.00	1.150%	Stifel Nicolaus
06/20/2019	06/20/2022	09/20/2019	Indigent Care Fund	FHLMC - Qtrly Call	3134GTVK6	2.550%	100.0000	4,000,000.00	4,000,000.00	25,500.00	4,025,500.00	2.550%	Intl FC Stone
Total Maturities/Calls:									22,000,000.00	22,000,750.00	139,062.50	22,139,062.50	

**NUECES COUNTY HOSPITAL DISTRICT
POOL RATES V. TREASURIES
SEPTEMBER 30, 2019**

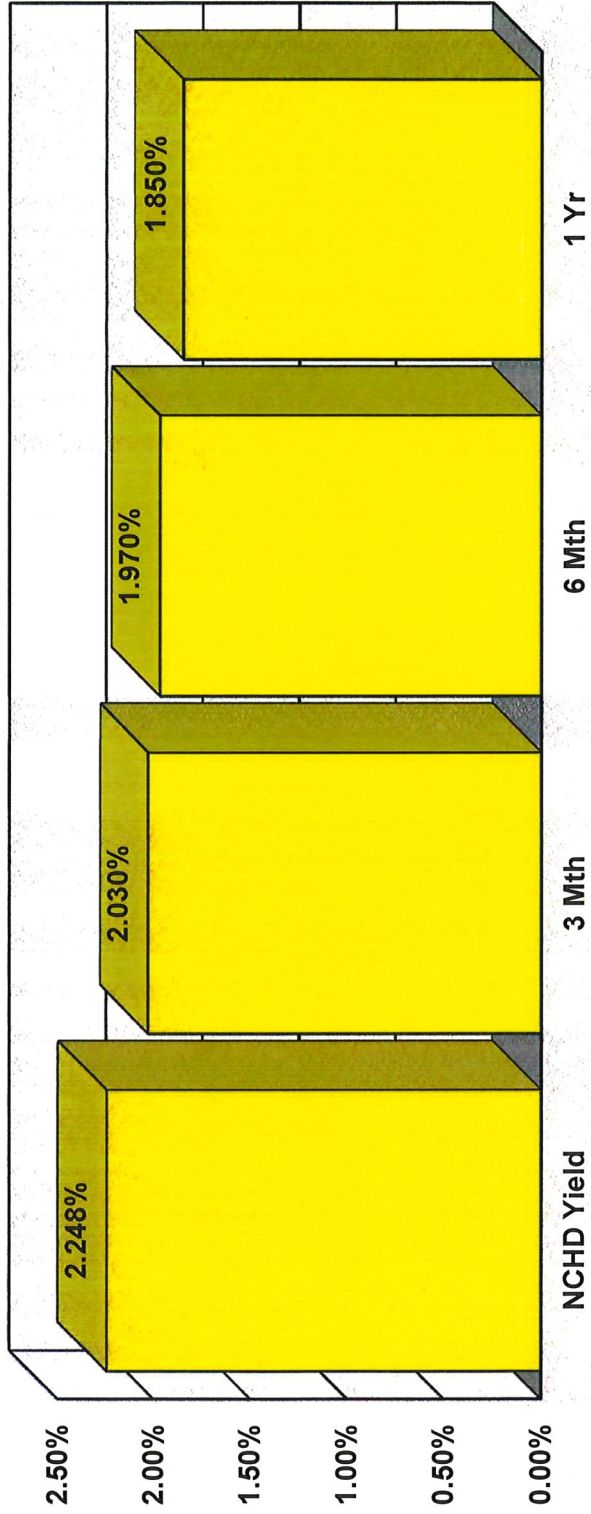


**NUECES COUNTY HOSPITAL DISTRICT
 INVESTMENT SUMMARY BY LIQUIDITY
 FY 2019 4TH QUARTER (JULY 1 - SEPTEMBER 30, 2019)**

<u>INVESTMENT-YRS TO MATURITY</u>	<u>AMOUNT</u>	
CASH & CASH EQUIVALENTS	\$79,008,071	79.0%
MATURES IN 0-6 MONTHS	\$2,999,781	3.0%
MATURES IN 6-12 MONTHS	\$0	0.0%
MATURES IN 12-18 MONTHS	\$2,000,000	2.0%
MATURES IN 18-24 MONTHS	\$8,998,142	9.0%
MATURES IN OVER 2 YEARS	\$6,998,789	7.0%
TOTAL	\$100,004,782	100.0%



NUECES COUNTY HOSPITAL DISTRICT QUARTERLY BENCHMARK COMPARISON SEPTEMBER 30, 2019



**Nueces County Hospital District
Investment Policy Compliance
For the Quarter Ended September 30, 2019**

These are the major compliance issues regarding our Investment policy.
Any negative responses are explained below.

	Yes	No
1.) Are at least 33% of the District's investments backed by U.S. Government securities to assure return of principal?	<u>X</u>	_____
2.) Are all investments maturing 3 years or less from the date of purchase?	<u>X</u>	_____
3.) Are at least 10% of the investments short-term maturing within 60-90 days?	<u>X</u>	_____
4.) Is the weighted average maturity of the District's portfolio 6 months or less?	<u>X</u>	_____
5.) With the exception of U.S. Treasury Bills, U.S. Treasury Notes and Bonds, are less than 20% of the District's portfolio invested with a common maturity date, a specific issue or a specific type or class.	<u>X</u>	_____
6.) Does the District's weighted average yield reflect the 6 month U.S. Treasury Bill benchmark?		
	District	U.S. Treasury
6 Month Treasury	<u>2.187%</u>	<u>1.890%</u>
	<u>X</u>	_____