

Technology Division 2013-14

Data Processing

TAC Gradebook 3.01 Training on the new gradebook has been ongoing for teachers as we move toward the first progress report. Dwight Goodwin, Instructional Technology IT coordinator for the district has been working with the campus based instructional technology integrators. These campus based integrators are helping the teachers locally with the TAC gradebook.

ESchool Mobile Admin APP will be rolled out later in September for staff and campus leadership.

Networked Services (Network, Helpdesk and Repair)

HEAT software – Here is “Open” current ticket count as of September 5.

Active Call Tickets	1222
Campus Tech Open	415
ITS Open Tickets	30
Customer Support Open	512
Data Processing	6
Child Nutrition	11
Network	44
Repair	93
IT which includes asset manager	76


Closed HEAT Tickets for September 5, 2013

Technology Closed HEAT - August 2013	
TECH	Closed August
Hardware Techs	
Anthony	137
Caleb	76

Chris	87
Cindy	52
Cody	81
Elisha	83
Jeff	143
Jim	55
Judy	23
Julie	81
Keegan	141
Lesle	73
Lori	79
Mary	94
Melody	75
Minecha	91
Rachel	121
Sean	140
Tammy	39
Todd	106
Sandra	157
Vanessa	153
Reid	81
TOTAL	2168
Customer Service	
Garrett	303
Graham	170
Susan	256
Sharon	142
TOTAL	871
Network	
Chris	20
Kevin	39
Paul	16
Steve	44
TOTAL	119
Instructional	
Barry	17
Brant	1
Crystal	7
Dwight	21

Glen	19
Lisa	4
Lesle	235
Misty	10
Ross	14
Roy	2
Ronnie	11
Sherrie	6
Patty	28
<hr/>	
TOTAL	375
<i>Other</i>	
David	37
Judy C	2
<hr/>	
TOTAL	39
<hr/>	
GRAND TOTAL	3572

Upgrade Windows XP to Windows 7 to district computers – This is an ongoing effort. The following chart is printed out of our SCCM Microsoft Server. It shows the operating systems across our district.

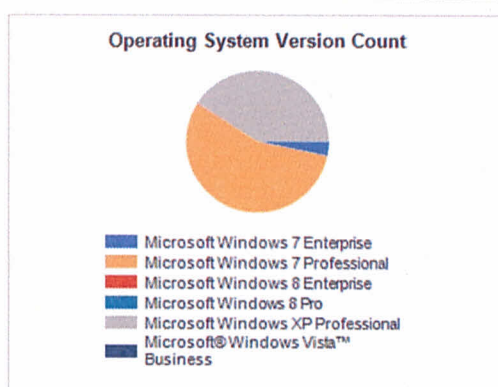


Count operating system versions

Revised: 9/5/2013

Description

Operating System	Count
<u>Microsoft Windows 7 Enterprise</u>	407
<u>Microsoft Windows 7 Professional</u>	6988
<u>Microsoft Windows 8 Enterprise</u>	20
<u>Microsoft Windows 8 Pro</u>	3
<u>Microsoft Windows XP Professional</u>	5149
<u>Microsoft® Windows Vista™ Business</u>	1



***See Chart "A, B and C" for a breakdown of computer's, laptop's and laptop cart's across the district.**
The charts will show the age and distribution across the school district. We have to have a plan for all the computers purchased before 2008. We have to have a plan for laptops and laptop carts purchased before 2010.

Google Drives/Docs open for staff - The "Google Surge" is being developed with Google App's through Barry Fox and Dwight Goodwin for campus use. October will be good time for more information on this developing instructional strategy.

Wireless Project – As of September 5, 2013 TFE has finished GHS, ATC and RHS will be finished by Friday September 6.

Total network overhaul from Erate for 5 schools *Borman, Lee, Rivera, Gonzales and Windle will have all new network CAT 6 cable, switches and video equipment as part of the Erate program which this Board agreed to adopt in January 2012. The district will encumber 10% of the total cost. No information on this to report. Ongoing*

Office 365 cloud service for students All students have been to this platform and will give a report on Office 365 and Google in October.

***Papercut (districtwide printer management)** See attached report Papercut Executive Summary

Citrix (thin client overhaul) Cross Oaks and Gonzalez are up and working with great success.

Attachment "A" DistrictWide Breakdown By Campus/Type/Age

Desktops

Desktop Computer	Campus Total	Dell GX 270	Dell SX 270	Dell GX 280	Dell SX 280	Dell GX 620 - Mini	Dell GX 620 - USF	Dell 745	Dell 755	TOTAL
<i>Age</i>		2004	2004	2005	2005	2006	2006	2007	2008	
<i>Quantity</i>										
Blanton									276	
Borman	257		208		49				105	619
Cross Oaks										0
EP Rayzor	256		41		215				62	574
Evers	234		193		41			26	112	606
Ginnings	215		174		40		1	5	104	539
Hawk	255			5	250			6	25	541
Hodge	210		169	1	40				121	541
Houston	81		40		41			3	94	259
LA Nelson								248	3	251
Lee	128		90	1	37				71	327
McNair	175		134		41				111	461
Paloma Creek								243	7	250
Pecan Creek	87		47	2	38			11	137	322
Providence	256		216		40			8	94	614
Rayzor	211		171		40				86	508
Rivera	204		166		38			1	92	501
Savannah	260						260		14	534
Stephens								1	218	219
WS Ryan	260		218		42			2	98	620
Wilson	175		140		35			1	104	455
Ann Windle	81		71				10	9	37	208
Gonzales								1	2	3
Gallain									13	13
Calhoun	1		1					2	300	304
Harpool									269	269
McMath	76		73		1	2		20	235	407
Myers										0
Navo	255					2	253	3	7	520
Crownover	330		70	64	196				114	774
Strickland	0							1	258	259
DHS	13		1	12					474	500
GHS	502		1	132	369			18	96	1118
RHS	27		27					9	508	571
FMHS	0							12	57	69
Davis	38		18		19		1		11	87
Sparks									7	7
ATC	327					253	74		11	665
Admin	9		1	2	1	5		27	76	121
Operations	2			2				3	18	25
SPED	2			1		1		13	0	17
Transportation	0							6	9	15
Technology	18			2	3	13		16	40	92
Total	4945	0	2270	224	1576	276	599	695	4200	14785
Age		9 Years		8 years		7 Years		6 Years	5 Years	
Total Units		2270		1800		875		695	105	

Attachement "B" LAPTOPS 2005-2013

Laptop	Campus Total	Year																										
		2005	2006	2007	2008	2009	2010	2010	2010	2010	2010	2011	2012	2012	2012	2013	2013											
		Dell D610	Dell D810	Dell D620	Dell D820	Dell D630	Dell E6400	Mac Book Pro	Dell E6500	Latitude de XT Tablet	Dell Mini 2100	Dell Mini 2110	HP 6450	HP Mini 5102	Dell Latitude de Z	Dell E6410	Dell E6420	Mac Book Pro	Dell XPS 14Z	Dell Mini 2120	Dell XPS 13	Dell XPS 15	Dell Latitude de 10	Flip Ultra 12				
Blanton		1		1	7	2			1	1																		
Borman		3		1					1	2	1				1													
Cross Oaks		1		1						2	2		7	1	1			1										
EP Rayzor		4		1	1					2	0				7			1										
Evers		7								1								1			2	2						
Ginnings		7		5														1										
Hawk		11	1							1	2										2							
Hodge		6		2	1					2					1													
Houston		9								2																		
LA Nelson				8	2																							
Lee		2	2		3	1				1			4		1													
McNair		4		0						1								1										
Paloma Creek		1		9	1	1							1					1										
Pecan Creek		4	1		1	1				1							2											
Providence		1		1	1					2	1		1		1						2							
Rayzor		12			2	1				1	2	2			1			1										
Rivera		3		1		1				1	1	3			1					27	2							
Savannah		11	1							2								1										
Stephens					6	1				2	2	1																
WS Ryan		5								1	1							2										
Wilson		8				1				5	1					4		2										
Ann Windle		2	4			8				2	1	2				1	2											
Gonzales		1											6	1														
Galilian Child Dev										1																		
Calhoun		29			1	1									1		1	2			25	1		2				
Harpool		4		2	7	2				2												1						
McMath		77		5	1	1				3	2		13					3										
Meyers																						2						
Navo		4			4	3				1	1	0						1	1									
Crownover		37			1					1	3							3										
Strickland		8		0	1	1				2		0	8					1		3								
DHS		16		3	2	1	4			17	1	3			1			3		2								
GHS		12	9	9	4	1				6	6	1						9		18	1							
RHS		21		10	1					6	1							5										
FMHS		1		9		1												1										
Davis		16																										
Sparks				10		3				3																		
ATC				0	3	24	2	10			0						42			2								
Admin		37	15	3	8	13	1	0		5	10	14			6	1	17	34		2	1	2	18	1	2	2		
Operations													4							1								
SPED		16		2	2	3	3			5	37							10										
Transportation		4	1	1	2																							
Technology		59	9	10	13	7							1	1	2	4				1	16	2	5					
Total		444	43	87	60	84	35	38	10	74	85	14	21	19	5	10	17	31	57	93	1	3	95	14	29	5	3	2

LAPTOPS CARTS Attachment "C" 2005-2013

Laptop	Campus Total	Dell D610	Dell D620	Dell D630	Dell E6400	Dell Mini 2100	Dell Mini 2110	Dell Mini 2120
Age		2005	2006	2008	2008	2009	2010	2012
Campus								
Blanton								
Borman								
Cross Oaks								
EP Rayzor						24		
Evers								
Ginnings								
Hawk								
Hodge			32					
Houston								
LA Nelson								
Lee								
McNair			32					
Paloma Creek								
Pecan Creek								
Providence								
Rayzor			32			24		
Rivera								
Savannah								
Stephens								
WS Ryan						24		
Wilson								
Ann Windle								
Gonzales								
Gallian Child Dev								
Calhoun								
Harpool				160				
McMath								
Meyers								
Navo		132		32		48		
Crownover								
Strickland		32	32			72	24	
DHS		30						
GHS		320				20		4
RHS		45						
FMHS								
Davis								
Sparks								
ATC			64	32		24		
Admin			32		32			
Operations								
SPED								
Transportation								
Technology								
Total		559	224	224	32	236	24	



Executive summary

For the period of Aug 1, 2013 to Aug 31, 2013.

General Statistics

Days in period:	31
Active Users:	3,592
Active Printers:	1,649
Total Pages:	937,213
Total Sheets:	905,001
Total Jobs:	254,169
Pages per day:	30,232
Sheets per day:	29,193

Top Printers

Printer Name	Pages	%/Total
print05 BMMS Office Dell5130cdn	33,195	3.54%
print05 HMS WkRmCopier OceaiR6075	19,246	2.05%
print04 GHS RoomD201 OceVL4222	13,795	1.47%
print04 GHS RoomE120 OCEVL4222	13,290	1.42%
print05 Trans Routing Dell5130cdn	9,715	1.04%
print05 Prov OfficeWkrm Dell5130	8,993	0.96%
...:DC SecondaryCurriculum Dell5110 Color	8,815	0.94%
print04 GHS RoomC101EL Oce4222	8,290	0.88%
print02 PC RoomN5 Dell5100 01	7,025	0.75%
print04 Ryan Office Dell5110 Black	6,530	0.70%

Environmental Impact

Trees Consumed	11.24 trees
CO2 Produced	4,072.5 kg
Equivalent Bulb Hours	256,417.0 hours

Color Composition

Color	Pages	%/Total
Grayscale:	433,350	46.24%
Color:	503,863	53.76%
Duplex Composition		
Duplex:	72,707	7.76%
Simplex:	864,506	92.24%

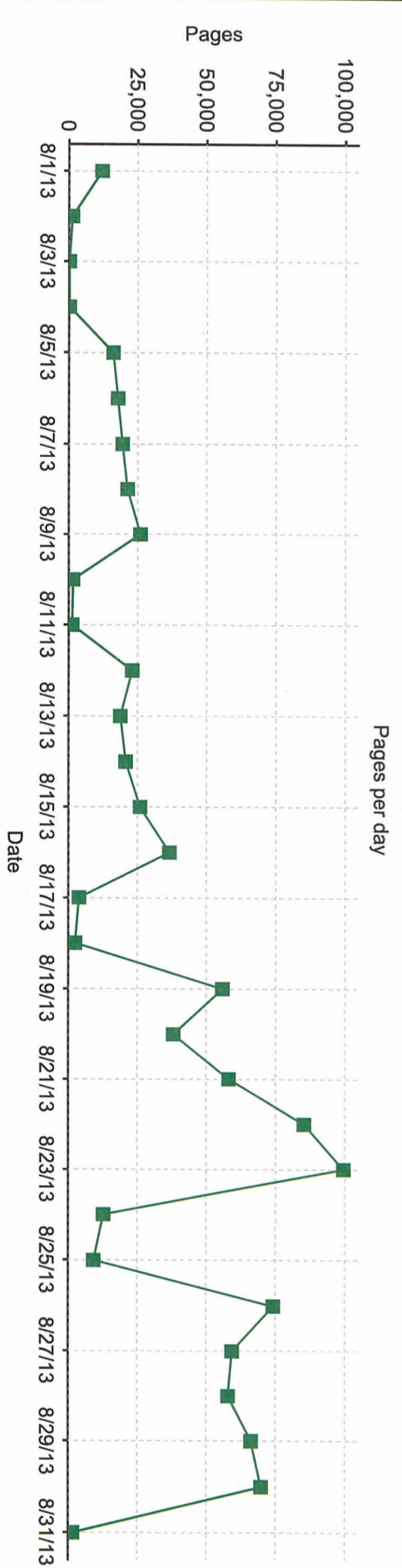
Top Users

User Name	Pages	%/Total
joness (Jones, Donna)	22,489	2.40%
sgarcia (Garcia, Stephanie)	9,759	1.04%
hays (Hays, Lea)	8,461	0.90%
registration (Registration)	8,090	0.86%
howard (Howard, Lynda S)	6,952	0.74%
howard (Howard, Lynda S)	5,932	0.63%
tsilaggs (Howder, Lynda S)	5,777	0.62%
paterson (Paterson, Jessica R)	5,572	0.59%
lopez (Lopez, Nita)	5,313	0.57%
johnson (Johnson, Caroline)	5,060	0.54%

Top Printer Groups

Printer Group	Pages
Location: GHS	101,208
Location: RHS	54,826
Location: HMS	37,415
Location: DHS	32,410
Location: NMS	29,227
Location: RCMS	29,016
Location: CMS	25,941
Location: SMS	25,236
Location: Nelson	21,821
Location: Houston	21,536

Daily Page Total - For the period of Aug 1, 2013 to Aug 31, 2013.



Hourly Page Total - For the period of Aug 1, 2013 to Aug 31, 2013.

