



Preliminary STAAR EOC Results

2024-2025

Prepared By:
Belinda Alaniz

My Selections:

Organization:

ROBSTOWN EARLY COLLEGE H S

Program:

STAAR EOC

Report:

Standard Summary

Administrations:

Spring 2025

Subjects:

Algebra I

Versions:













STAAR

Data Updated: 6/9/2025

Showing all students

Breakdown by Student Groups:

First Time Tester / Retested

Organization	Student Group	Tests Taken	Performance Levels			
			Did Not Meet	Approaches and Above	Meets and Above	Masters
ROBSTOWN EARLY COLLEGE H S	All Students	187	37%  69 Tests	63%  118 Tests	25%  47 Tests	10%  18 Tests
ROBSTOWN EARLY COLLEGE H S	First Time Tester	162	29%  47 Tests	71%  115 Tests	29%  47 Tests	11%  18 Tests
ROBSTOWN EARLY COLLEGE H S	Retested	25	88%  22 Tests	12%  3 Tests	0%  0 Tests	0%  0 Tests

My Selections:

Organization:

ROBSTOWN EARLY COLLEGE H S

Program:

STAAR EOC

Report:

Standard Summary

Administrations:

Spring 2025

Subjects:

Biology

Versions:

STAAR

Data Updated: 6/9/2025

Showing all students

Breakdown by Student Groups:

First Time Tester / Retested

Organization	Student Group	Tests Taken	Performance Levels			
			Did Not Meet	Approaches and Above	Meets and Above	Masters
ROBSTOWN EARLY COLLEGE H S	All Students	203	18% 37 Tests	82% 166 Tests	36% 74 Tests	6% 12 Tests
ROBSTOWN EARLY COLLEGE H S	First Time Tester	188	16% 30 Tests	84% 158 Tests	39% 74 Tests	6% 12 Tests
ROBSTOWN EARLY COLLEGE H S	Retested	15	47% 7 Tests	53% 8 Tests	0% 0 Tests	0% 0 Tests

My Selections:

Organization:

ROBSTOWN EARLY COLLEGE H S

Program:

STAAR EOC

Report:

Standard Summary

Administrations:

Spring 2025

Subjects:

English I

Versions:


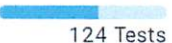









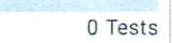
STAAR

Data Updated: 6/9/2025

Showing all students

Breakdown by Student Groups:

First Time Tester / Retested

Organization	Student Group	Tests Taken	Performance Levels			
			Did Not Meet	Approaches and Above	Meets and Above	Masters
ROBSTOWN EARLY COLLEGE H S	All Students	211	41%  87 Tests	59%  124 Tests	39%  83 Tests	9%  19 Tests
ROBSTOWN EARLY COLLEGE H S	First Time Tester	179	32%  58 Tests	68%  121 Tests	46%  83 Tests	11%  19 Tests
ROBSTOWN EARLY COLLEGE H S	Retested	32	91%  29 Tests	9%  3 Tests	0%  0 Tests	0%  0 Tests

My Selections:

Organization:

ROBSTOWN EARLY COLLEGE H S

Program:

STAAR EOC

Report:

Standard Summary

Administrations:

Spring 2025

Subjects:

English II

Versions:













STAAR

Data Updated: 6/9/2025

Showing all students

Breakdown by Student Groups:

First Time Tester / Retested

Organization	Student Group	Tests Taken	Performance Levels			
			Did Not Meet	Approaches and Above	Meets and Above	Masters
ROBSTOWN EARLY COLLEGE H S	All Students	206	36%  75 Tests	64%  131 Tests	45%  93 Tests	2%  5 Tests
ROBSTOWN EARLY COLLEGE H S	First Time Tester	184	30%  56 Tests	70%  128 Tests	50%  92 Tests	3%  5 Tests
ROBSTOWN EARLY COLLEGE H S	Retested	22	86%  19 Tests	14%  3 Tests	5%  1 Test	0%  0 Tests

My Selections:

Organization:

ROBSTOWN EARLY COLLEGE H S

Program:

STAAR EOC

Report:

Standard Summary

Administrations:

Spring 2025

Subjects:

U.S. History

Versions:

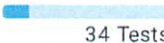











STAAR

Data Updated: 6/9/2025

Showing all students

Breakdown by Student Groups:

First Time Tester / Retested

Organization	Student Group	Tests Taken	Performance Levels			
			Did Not Meet	Approaches and Above	Meets and Above	Masters
ROBSTOWN EARLY COLLEGE H S	All Students	207	16%  34 Tests	84%  173 Tests	36%  74 Tests	7%  14 Tests
ROBSTOWN EARLY COLLEGE H S	First Time Tester	201	15%  30 Tests	85%  171 Tests	37%  74 Tests	7%  14 Tests
ROBSTOWN EARLY COLLEGE H S	Retested	6	67%  4 Tests	33%  2 Tests	0%  0 Tests	0%  0 Tests