


**SFJH**  
**FEBRUARY**  
**2023**




**Most Motivated Award at the Amarillo  
FIRST LEGO League SUPERPOWERED Event**




# JH News

- JH BPA competed in their Regional Conference
- JH STEM students competed in their first Amarillo FIRST LEGO League SUPERPOWERED Event
- Doug Moneymaker came to talk to Mr. Tracy's class about being a Veteran
- Band Students competed in Solo and Ensemble in Amarillo
- STUCO participated in the STUCO Convention in Amarillo
- We are adding JH Cheerleaders for the 23/24 school year
- Feb 6-10 we celebrated Mrs. Broaddus for Counselor week.



## Upcoming JH Events

February 21 - Cheerleader tryouts  
February 23 - JH Track at Muleshoe/STEM  
Conference for Girls at Pantex  
February 27 - Math Interim (6, 7, & 8)  
February 28 - Reading Interim (6, 7, & 8)/  
7th Pantex Relays  
March 1 - Science Interim (8)/  
Spring Sports Pictures (after 10 am)  
March 2 - History Interim (8) /  
8th Pantex Relays  
March 7th - JH Track at Vega  
March 13-17 Spring Break



# JH Attendance

## 4th 6 Weeks

Date Run: 2-8-2023 2:29 PM  
 Cnty-Dist: 117-903  
 Campus: 041 Track : 01

Average Daily Attendance  
 Sanford-Fritch JH School  
 01-10-2023 To 02-08-2023  
 Sch Year: 2023

Program ID: SAT2300  
 Page: 1 of 2

A Number of Days Taught 21

	EE	PK	KG	1	2	3	4	5
B Tot Days Membership - All Students	.00	.00	.00	.00	.00	.00	.00	.00
C Tot Days Absent - All Students	.00	.00	.00	.00	.00	.00	.00	.00
D Tot Days Present - All Students (B-C)	.00	.00	.00	.00	.00	.00	.00	.00
E Ineligible Days Present	.00	.00	.00	.00	.00	.00	.00	.00
F Tot Eligible Days Present (D-E)	.00	.00	.00	.00	.00	.00	.00	.00
G Refined ADA (F/A)	.00	.00	.00	.00	.00	.00	.00	.00
H Percent Attendance (%)	.00	.00	.00	.00	.00	.00	.00	.00

	6	7	8	9	10	11	12	Total
B Tot Days Membership - All Students	955.50	1067.00	1365.00	.00	.00	.00	.00	3387.50
C Tot Days Absent - All Students	76.00	66.00	92.00	.00	.00	.00	.00	234.00
D Tot Days Present - All Students (B-C)	879.50	1001.00	1273.00	.00	.00	.00	.00	3153.50
E Ineligible Days Present	0.00	0.00	0.00	.00	.00	.00	.00	0.00
F Tot Eligible Days Present (D-E)	879.50	1001.00	1273.00	.00	.00	.00	.00	3153.50
G Refined ADA (F/A)	92.05	93.81	93.26	.00	.00	.00	.00	93.09
H Percent Attendance (%)	92.05	93.81	93.26	.00	.00	.00	.00	93.09

## Year to date

Date Run: 2-8-2023 2:29 PM  
 Cnty-Dist: 117-903  
 Campus: 041 Track : 01

Average Daily Attendance  
 Sanford-Fritch JH School  
 01-10-2023 To 02-08-2023  
 Sch Year: 2023

Program ID: SAT2300  
 Page: 1 of 2

A Number of Days Taught 21

	EE	PK	KG	1	2	3	4	5
B Tot Days Membership - All Students	.00	.00	.00	.00	.00	.00	.00	.00
C Tot Days Absent - All Students	.00	.00	.00	.00	.00	.00	.00	.00
D Tot Days Present - All Students (B-C)	.00	.00	.00	.00	.00	.00	.00	.00
E Ineligible Days Present	.00	.00	.00	.00	.00	.00	.00	.00
F Tot Eligible Days Present (D-E)	.00	.00	.00	.00	.00	.00	.00	.00
G Refined ADA (F/A)	.00	.00	.00	.00	.00	.00	.00	.00
H Percent Attendance (%)	.00	.00	.00	.00	.00	.00	.00	.00

	6	7	8	9	10	11	12	Total
B Tot Days Membership - All Students	955.50	1067.00	1365.00	.00	.00	.00	.00	3387.50
C Tot Days Absent - All Students	76.00	66.00	92.00	.00	.00	.00	.00	234.00
D Tot Days Present - All Students (B-C)	879.50	1001.00	1273.00	.00	.00	.00	.00	3153.50
E Ineligible Days Present	0.00	0.00	0.00	.00	.00	.00	.00	0.00
F Tot Eligible Days Present (D-E)	879.50	1001.00	1273.00	.00	.00	.00	.00	3153.50
G Refined ADA (F/A)	92.05	93.81	93.26	.00	.00	.00	.00	93.09
H Percent Attendance (%)	92.05	93.81	93.26	.00	.00	.00	.00	93.09

# JH Data

## TEKScore Performance Summary for Robinson, Shanna

SC.08.014.E

Subject: Science Grade: 08 Language: English Version: 014 Date: 2/2/2023  
Passing Standard: 70% Description: Big Bang Test

Students: 59 Passed: 37 (63%) Average Score: 74

### Passing Standard

Passed	Criteria	Students	Percent
Yes	$\geq 70\%$	37	63%
No	$< 70\%$	22	37%

\* passing standard is 70%



### STAAR Performance Standards

Standard	Criteria	Students	Percent
Masters	$\geq 83\%$	19	32%
Meets	$\geq 71\% < 83\%$	18	31%
Approaches	$\geq 52\% < 71\%$	11	19%
Below	$< 52\%$	11	19%

\* STAAR performance standards are defined in the test key



### Cumulative STAAR Performance Standards

Standard	Criteria	Students	Percent
Masters	$\geq 83\%$	19	32%
Meets	$\geq 71\%$	37	63%
Approaches	$\geq 52\%$	48	81%
Below	$< 52\%$	11	19%

\* STAAR performance standards are defined in the test key

## TEKScore Performance Summary for Deatherage, Kayla

SS.08.008.E

Subject: Social Studies Grade: 08 Language: English Version: 008 Date: 1/25/2023  
Passing Standard: 70% Description: Unit 5- US History 8th

Students: 65 Passed: 43 (66%) Average Score: 73

### Passing Standard

Passed	Criteria	Students	Percent
Yes	$\geq 70\%$	43	66%
No	$< 70\%$	22	34%

\* passing standard is 70%



### STAAR Performance Standards

Standard	Criteria	Students	Percent
Masters	$\geq 80\%$	29	45%
Meets	$\geq 70\% < 80\%$	14	22%
Approaches	$\geq 50\% < 70\%$	13	20%
Below	$< 50\%$	9	14%

\* STAAR performance standards are defined in the test key



### Cumulative STAAR Performance Standards

Standard	Criteria	Students	Percent
Masters	$\geq 80\%$	29	45%
Meets	$\geq 70\%$	43	66%
Approaches	$\geq 50\%$	56	86%
Below	$< 50\%$	9	14%

\* STAAR performance standards are defined in the test key

# JH Data



## TEKScore Performance Summary for Deatherage, Kayla

MA.06.009.E

Subject: Mathematics Grade: 06 Language: English Version: 009 Date: 2/7/2023  
Passing Standard: 70% Description: 6th Grade U8

Students: 16 Passed: 15 (94%) Average Score: 81

### Passing Standard

Passed	Criteria	Students	Percent
Yes	$\geq 70\%$	15	94%
No	$< 70\%$	1	6%

\* passing standard is 70%



### STAAR Performance Standards

Standard	Criteria	Students	Percent
Masters	$\geq 79\%$	11	69%
Meets	$\geq 61\% < 79\%$	4	25%
Approaches	$\geq 37\% < 61\%$	0	0%
Below	$< 37\%$	1	6%

\* STAAR performance standards are defined in the test key



### Cumulative STAAR Performance Standards

Standard	Criteria	Students	Percent
Masters	$\geq 79\%$	11	69%
Meets	$\geq 61\%$	15	94%
Approaches	$\geq 37\%$	15	94%
Below	$< 37\%$	1	6%

\* STAAR performance standards are defined in the test key

# JH Activities



JH Students that competed in Solo and Ensemble



JH Students that competed in the Lego Competition



# JH Activities



**Coach Cordell's class  
calculating  
their steps per minute**



**Doug Moneymaker speaking  
to students about his time in  
the Army**



**Ms. Munden's class working  
on a MLA scavenger hunt**

# JH Activities

Science Club projects  
with hydraulics, pulleys  
and circuits

